

DAILY REPORT

10/7/2020

(Data from Tuesday, October 06, 2020)

SINGLE ADULTS	
Drop-in Center Clients Served	326
Drop-in Center Overnight Census	137
Faith Bed Census	47
Outreach Contacts	245
Outreach Placements	19
Safe Haven Utilization	1083
Veterans In Short-term Housing	229
Criminal Justice Short-term Housing	117

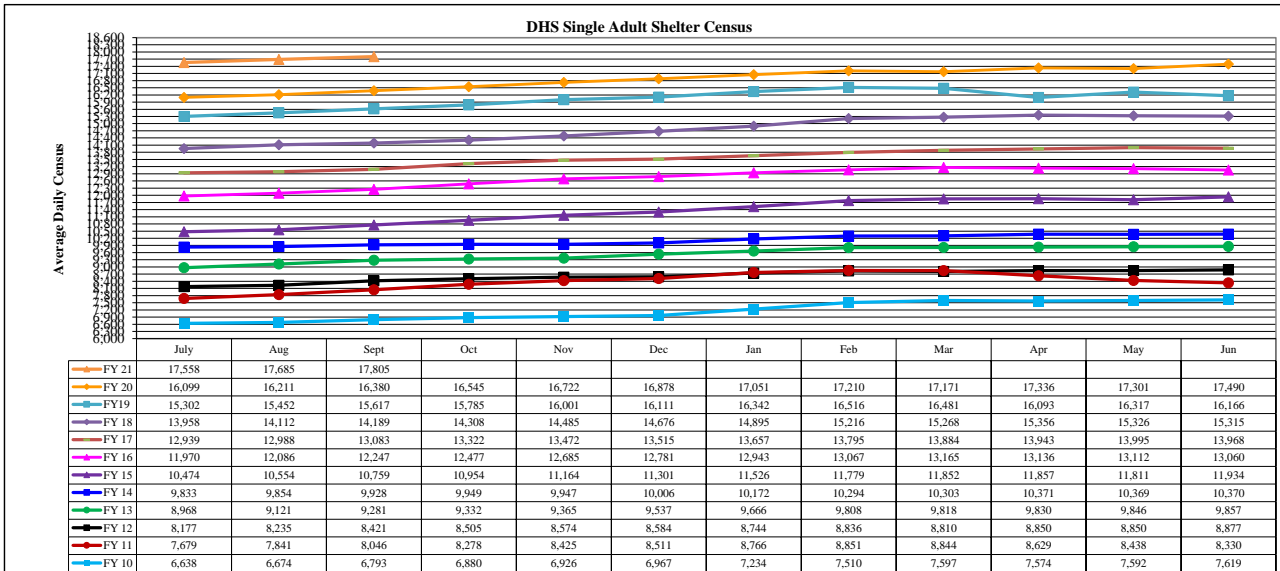
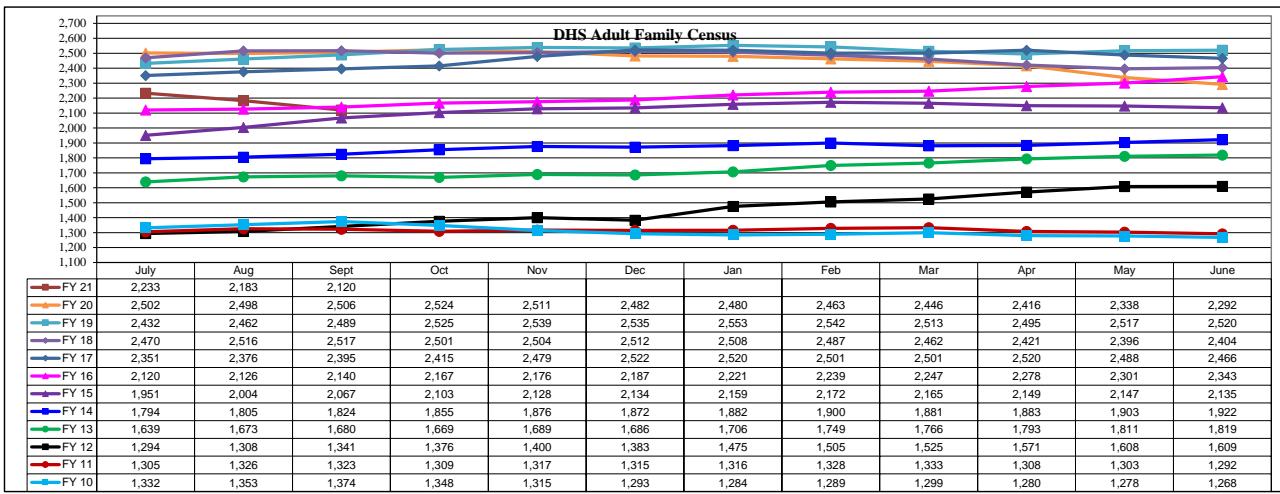
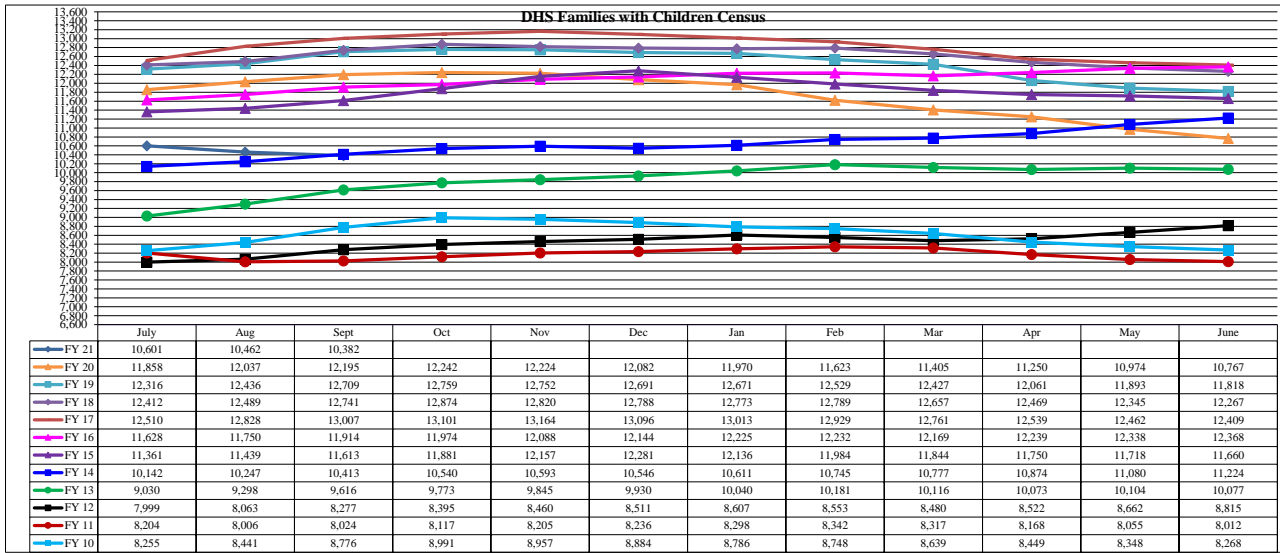
FAMILY INTAKE	
Families Requesting Temporary Housing at PATH	110
Adult Families Requesting Temporary Housing at AFIC	22
Families Placed in Overnight Accommodations	0
Families w/children at PATH Overnight (pre 10PM)	0

TOTAL SHELTER CENSUS	
Adults	35,849
Children	18,247
Total Individuals	54,096

SINGLE ADULTS	
Men	13,287
Women	4,517
Total Single Adults	17,804

FAMILIES WITH CHILDREN CENSUS	
Families	10,320
Adults	13,616
Children	18,247
Individuals	31,863

ADULT FAMILIES CENSUS	
Families	206
Individuals (Adults)	4,429



*Due to data conversion the average monthly census for December 2011 and January 2012 for Families with Children and Adult Families is based upon data for a partial month.