

TrashMasters!™
Team Up to Clean Up



Intermediate School Division
Bronx Borough Runner-Up

Pablo Casals MS 181


NEW YORK CITY DEPARTMENT OF SANITATION

2004 GOLDEN APPLE AWARDS


This certificate is awarded with the sincere appreciation and esteem of a grateful Department and City in recognition of your school's efforts to help make New York City shine.



City of New York, Michael J. Bloomberg, Mayor
Department of Sanitation, John J. Doherty, Commissioner


John J. Doherty, Commissioner
June, 2004

Rose Award



New York Restoration Project



Rose Award

Pablo Casals MS 181

2004 GOLDEN APPLE AWARDS

This certificate is awarded with the sincere appreciation of the New York Restoration Project and the New York City Department of Sanitation, in recognition of your beautification efforts.

A handwritten signature in blue ink, appearing to read "Bette Midler".

Bette Midler, Chair
New York Restoration Project

A handwritten signature in blue ink, appearing to read "John J. Doherty".

John J. Doherty, Commissioner
New York City Department of Sanitation

FOREVER...

WE

R

E

M

E

M

B

E

R

Contest Name: Team Up to Clean Up

School Number: M.S. 181x

School Name: Pablo Casals

District: 11 Borough: Bronx

Grade Division: Middle School

School Address: 800 Baychester Ave. Bronx, New York, 10475

Phone: (718) 904-5600

Fax: (718) 904-5620

Email: 11x181@nycboe.net

Principal: Stephen Bennett

Contest Coordinator: Roy Rappelfeld

Names of participants: Mr. Rappelfeld's speech students, Student government officers and all 37 class presidents and vice presidents, 75 Service League students, Common Cents team, the M.S. 181 Knights of the Roundtable, Mr. Buchalter: school librarian and Special Education science teacher, Mr. Harsh's 7th grade class, our custodian Dermott Fehey

How it began...

On April 19, 1995 the United States was shocked to hear that the Oklahoma Federal Building was destroyed by an act of terrorism; 168 people were killed including several children and volunteers in the building's second floor day care center. I was a Speech and Language teacher at Pablo Casals Middle School 181 at the time, and as part of my lesson the students in my class held a current events discussion on what had happened. The assistant principal came to my room to inform me that one of our school's students, Marie Lyttle, had lost her grandparents in that tragedy. Marie was a member of our Service League (Key Club).

Upon hearing the news, one of my students commented that, "We have to do something". His idea was to plant a tree in their memory. We presented this idea to our principal, Stephen Bennett, who approved the project immediately. Over the following two months scores of students worked the hard, compacted soil near the school's front entrance. With donations of shrubs from the Bronx Botanical Garden, bake sales and cash donations we created the "Lyttle Garden" in memory of those who lost their lives needlessly. A community ceremony was held in June of '95 to dedicate the garden.

Six years later terror and tragedy struck again, September 11, 2001! Once again MS 181 was personally involved. A former student of mine, Christian Regenhart had just become a rookie fireman. I found out the next day that Christian was one of the many brave firemen who lost his life. His mother Sally had been an administrator at the Hebrew Hospital Home in the Bronx where our student government and Service League had worked closely with her and the Home's residents for many years. Our students rallied once again. They decided to create another, even larger garden on the side of the building to commemorate those who lost their lives on September 11th. With donations from Home Depot, a grant from Common Cents and backbreaking digging and planting from dozens of students, our Twin Towers Memorial Garden was created. It was dedicated in June of 2002.

In August of 2002 construction began! Our schools' outside brickwork was being redone. Each night the huge machines drove onto the grassy areas adjacent to the building as the workers used mortar to fill gaps in the brick. When the work was completed in 2003, the building looked like new; our Memorial Gardens were gone! This past September our new Student Council and Service League joined together to restore the Gardens and make a Walkway for Heroes. Incorporating the help of the school, community, and city agencies, our school beautification project connecting the Lyttle Garden with our Twin Towers Memorial is seeing a rebirth.

Roy Rappelfeld

Student Advisor / Speech Therapist



THE PAST 1995







THE PAST 2001





THE PRESENT 2003-4



*OUR FIRST PLANTING, FALL 2003 with:
Joyce Novac, N.Y.C. Dept. of Environmental Protection*



TO: Ray
DATE: 10/14 TIME: 11:15

WHILE YOU WERE OUT

M Joyce Novak
of City Dept. of Envr. Protection
Phone # 718-595-4397 ext. _____


telephoned please call
 called to see you rush
 wants to see you will call again
 important returned your call

Message: re: planting
trees +
eastern Redbud shrubs
dig work
re: setting up
appt. - next Thurs
10 AM ? Wed 29th

Message taken by: Part

PLANNING PHASE

- Black Boarders - 150ft
 - Wooden Plaque - memorial
 - Weed killer - clean out garden
 - Plants in containers first
 - Catalogs with flower types
- Parent involvement on garden on the weekend





Thank you for your donation
of wood chips

OWENS BROS. TREE SERVICE

PRUNING



REMOVAL

FREE ESTIMATES • FULLY INSURED
AERIAL TRUCK RENTAL

718-885-0914



Eddie Brown
March 30, 2004

class 101
Speech

The Walkway of Heroes


It all began with the bulldozer trucks dumping wood concrete on the garden that we worked so hard to build two years ago. Now we have to dig out the rocks and stuff and start from scratch.

Then we started digging into the piles of wood chips we got, one piece at a time. Then we had to separate each pile and put it on to a big bag and carry the pile of wood chips to the other side. Then when we were done, our speech teacher, Mr. Rappelfeld planted plants in the garden and they started to grow after all our hard work. Mr. Rappelfeld gave all of us soda and cookies and said, "Good job guys". That made me feel proud!!

David George class 101

Remembering

The first garden was for the twin towers, that garden was destroyed by construction workers. Now we are making two gardens for the twin towers and the Oklahoma City bombing, we worked hard on both of them. I worked on both of the gardens. It took a long time to do them but it was worth it.



Il wafu
rasor?



monor sibil
00C uChaur?



WHAT IS COMPOST?

Compost or humus is made up of decaying organic matter that was once living or that was produced by a living thing. (The word "organic" can be defined as consisting mainly of carbon and hydrogen.) Organic compounds make up the material found in living things, including animal/plant tissues, fur, wood, feces, etc. Products made from animals and plants are also classified as organic, such as paper, leather, wool and cotton. There are some compounds found in living things that are not organic (inorganic). These include water, ammonia and gases such as carbon dioxide and oxygen.

Humus is the word used to describe the compost found naturally in soil. Humus makes up the top layer (dark in color) of most soils and consists of rotting leaves, wood, dead organisms and animal wastes. The decomposition of these materials is facilitated by saprophytes/saprobies such as worms, insects, fungi, protozoa, and bacteria which break down the matter and use it for food. The wastes of this process generate the organic components of soil (humus) which are rich in nutrients and minerals. Decomposers should not be confused with scavengers which do not usually live on or in their food. Other components of soil include inorganic materials made from the weathering and breakdown of rocks and clay.

Recyclable - materials that can be broken down and reused.

Biodegradable - Living or once living materials that can be broken down by living organisms so that the nutrients in them can be reused.

On the day we conducted this investigation, our measurements yielded the following data.

The temperature in our classroom was 71 degrees F.

The outdoor temperature was 39 degrees F.

The internal temperature 15 inches into the mulch was 77 degrees F.

Our results demonstrated the generation of heat by living organisms breaking down the material in the mulch. On a particularly cold day, the activity of micro organisms within the mulch produced enough heat to make the interior of the mulch warmer than the indoor temperature in our heated building.



Procedure

- 1- Measure the temperature of the classroom.
- 2- Record the temperature
- 3- Take the thermometer out of doors and time how long it takes for the thermometer to stabilize at the outdoor temperature
- 4- Record the time for stabilization
- 5- Record the temperature
- 6- Use the lab stand to make an opening in the pile of wood chips.
- 7- Insert the temperature probe into the wood chip pile.
- 8- Time how long it takes for the temperature to stabilize.
- 9- Record the temperature
- 11- Record the depth of the probe into the wood pile.
- 12- Compute the difference in temperature between the outside air temperature and the temperature inside the wood chip pile.



Adrian Serrano
6-202

11/20/03
M.S. 181

Rebuilding Our Garden

We had to rebuild our garden on November 6th. I was supposed to dig a hole with a shovel. My shoes were all dirty and I enjoyed it because it was really fun.

After all of that work, we had to write about how we felt. We had to write about the holes we dug and the tools we were using. The reason we dug the holes and built the garden was because of the people who died on 9/11. The other reason is because we wanted to rebuild the garden so we could have a wonderful school at 181.

Lauren Pristero
7-101

I was excited to work in the garden and felt very good about myself for helping the school make 181 look more beautiful. I don't remember the Oklahoma City bombing because I was only 4 years old. I'm happy to help rebuild the garden near our school. I really also felt why I was working that it might be hard work, but at the same time it is fun working and getting together with other people. I'm glad to help and make nature look more beautiful. This memory will stay in my heart forever.

Memories of 181





M.S. 181 Garden

The logo for 'M.S. 181 Garden' features the text 'M.S. 181 Garden' in a stylized font. The 'M.S.' and '181' are in a light blue color, while 'Garden' is in a dark green color. To the left of the text is a green square containing a white icon of an open book with a leaf on its cover. To the right is another green square containing a white icon of a broom. Below the text, centered, is a green square containing a white icon of a wheelbarrow.

Members of the student body (including me) have been working together to make a garden. Though it is hard work, it all pays off. I would love to see the result of our attempted beautification of the school. I know as if our student body works hard enough I will be able to see this goal accomplished. It is a lot of fun and the minutes seem to fly by as I work. Even if it's cold I still feel good because I am making a difference in my school community. I know I will feel good when I walk by the school seeing the result of many people's hard work and know I was a part of it. ☀

~Rashaad Spence

M.S. 181

3-31-04

Brandy Henry

501

181 Knight's works on the garden.

The 181 knights have been working very hard on the garden. So far, we have planted many flowers and fertilized the ground. Our goal is to create a walkway, place woodchips on it, plants different, trees, bushes, and flowers, and make M.S. 181 the best looking school in the education park! I enjoy making the school beautiful and I am doing my upmost to do so! I also know that the 181 knights will ~~are~~ accomplish what they have set out to do!

I am very proud of what we are doing. The school definitely needs it. Mr. Rappelfeld has been helpful in the garden. He has supplied us with our needs and has supervised us in our work. At times, the work has become tough but with encouragement, we kept on going.





THE FUTURE JUNE, 2004



M.S. 181 students gave of themselves unselfishly. Since the weather was very harsh both this past winter and spring, we have not yet completed the gardens as planned. Our goal is to rededicate the Gardens in June 2004. Thanks to the efforts of many, especially Mr. Stephen Bennett our Principal, the community has come together to create a place of beauty. We were honored when the Bronx borough President and the regional Superintendent came to our school and they commented favorably on seeing our project in progress. It has been, and will continue to be *a labor of love* that will bloom as...

WE REMEMBER