



BILL DE BLASIO  
MAYOR

CIVILIAN COMPLAINT REVIEW BOARD  
100 CHURCH STREET 10th FLOOR  
NEW YORK, NEW YORK 10007 ♦ TELEPHONE (212) 912-7235  
[www.nyc.gov/ccrb](http://www.nyc.gov/ccrb)

RICHARD D. EMERY, ESQ.  
CHAIR

MINA Q. MALIK, ESQ.  
EXECUTIVE DIRECTOR

**Executive Director's Monthly Report**  
**April 2016**  
**(Statistics for March 2016)**

## Contents

Executive Summary	2
Glossary	3
Complaints Received	4
CCRB Cases Received By Borough and Precinct	5
Allegations Received	7
CCRB Docket	10
Closed Cases	12
Resolving Cases	12
Dispositions / Case Abstracts	13
Dispositions - Full Investigations	15
Dispositions - All CCRB Cases	16
Dispositions - Allegations	17
Substantiation Rates	19
Substantiation Rates and Video	19
Board Discipline Recommendations for Substantiated Complaints	20
Board Discipline Recommendations for Substantiated Allegations	22
Truncations	25
Mediation Unit	26
Administrative Prosecution Unit	28
NYPD Discipline	29
Appendix	34

# Executive Summary

The Civilian Complaint Review Board (“CCRB”) is an independent municipal agency that investigates complaints of NYPD misconduct. Every month, the CCRB prepares an Executive Director report for its public meeting. Investigations are being conducted more efficiently than any period in the Agency’s history. The raw number of substantiations and percentage of cases being substantiated continue to be at historic levels. Video evidence is playing a crucial role in the outcome of cases. Data for March 2016 included the following highlights:

- 1) The CCRB continues to close its cases more efficiently. Of the cases that remain in the CCRB active docket, 94% have been open for four months or less, and 99% have been open for seven months or less (page 10). In March, the CCRB opened 455 new cases (page 4), and currently has a docket of 1,047 cases (page 11).
- 2) The CCRB substantiated allegations in 25% of its fully investigated cases which marks the twelfth straight month the CCRB has substantiated at least 20% of its cases (page 17).
- 3) The CCRB fully investigated 23% of the cases it closed in March and resolved (fully investigated, mediated or mediation attempted) 33% of the cases it closed in March (page 12). The Agency’s truncation rate is 65%. This is primarily driven by complainant/victim/witness uncooperative which the CCRB is currently focused on examining.
- 4) For March, investigations using video evidence resulted in substantiated allegations in 48% of cases – compared to 16% of substantiated cases in which video was not available (page 19).
- 5) The Monthly Report includes a breakdown of complaints and substantiations by NYPD precinct and borough of occurrence (pages 5-6).
- 6) In March, the PC finalized penalty decisions against 15 officers; 9 of these were guilty verdicts won by the APU. The APU has conducted trials against 47 respondent officers year to date, and trials against 15 respondent officers in March. The CCRB’s Administrative Prosecution Unit (APU), prosecutes the most serious allegations of misconduct (page 30).

Finally, the Monthly Report contains a Table of Contents, Glossary, and Appendix, all meant to assist readers in navigating this report. The CCRB is committed to producing monthly reports that are valuable to the public, and welcome feedback on how to make our data more accessible.

# Glossary

In this glossary we have included a list of terms that regularly appear in our reports.

**Allegation:** An allegation is a specific act of misconduct. The same “complaint” can have multiple allegations – excessive force and discourteous language, for example. Each allegation is reviewed separately during an investigation.

**APU:** The Administrative Prosecution Unit is the division of the CCRB that has prosecuted “charges” cases since April 2013, after the signing of a 2012 Memorandum of Understanding between the CCRB and NYPD.

**Board Panel:** The “Board” of the CCRB has 13 members appointed by the mayor. Of the 13 members, five are chosen by the Mayor, five are chosen by the City Council, and three are chosen by the Police Commissioner. Following a completed investigation by the CCRB staff, three Board members, sitting as a Board Panel, will make a finding on whether misconduct occurred and will make a recommendation on what level of penalty should follow.

**Case/Complaint:** For the purposes of CCRB data, a “case” or “complaint” is defined as any incident within the Agency’s jurisdiction, brought to resolution by the CCRB. Cases/Complaints thus include truncations, fully investigated or ongoing cases, mediations, and completed investigations pending Board Panel review.

**Disposition:** The Board’s finding as to the outcome of a case (i.e. if misconduct occurred).

**FADO:** Under the City Charter, the CCRB has jurisdiction to investigate the following categories of police misconduct: Force, Abuse of Authority, Discourtesy, and Offensive Language, collectively known as “FADO”.

**Intake:** CCRB’s Intake team initially handles complaints from the public. Intake takes complaints that come via live phone calls, voicemails, an online complaint form, or in-person.

**Investigation:** CCRB investigators gather evidence and interview witnesses to prepare reports on misconduct allegations. An investigation ends when a closing report is prepared detailing the evidence and a legal analysis, and the case is given to the Board for disposition.

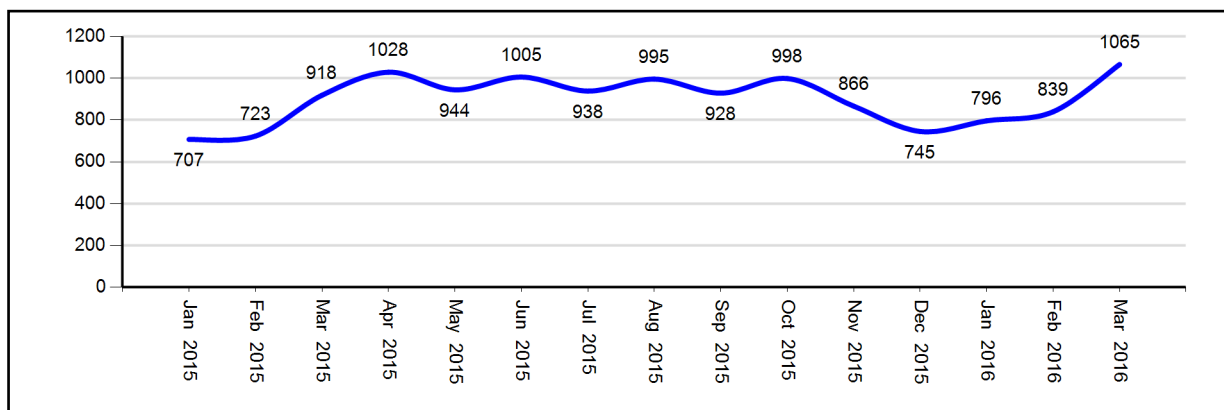
**Mediation:** A complainant may mediate his or her case with the subject officer, in lieu of an investigation, with the CCRB providing a neutral, third-party mediator.

**Truncation:** If a case is not fully investigated due to the victim’s lack of interest or availability, the case is closed and is considered “truncated.”

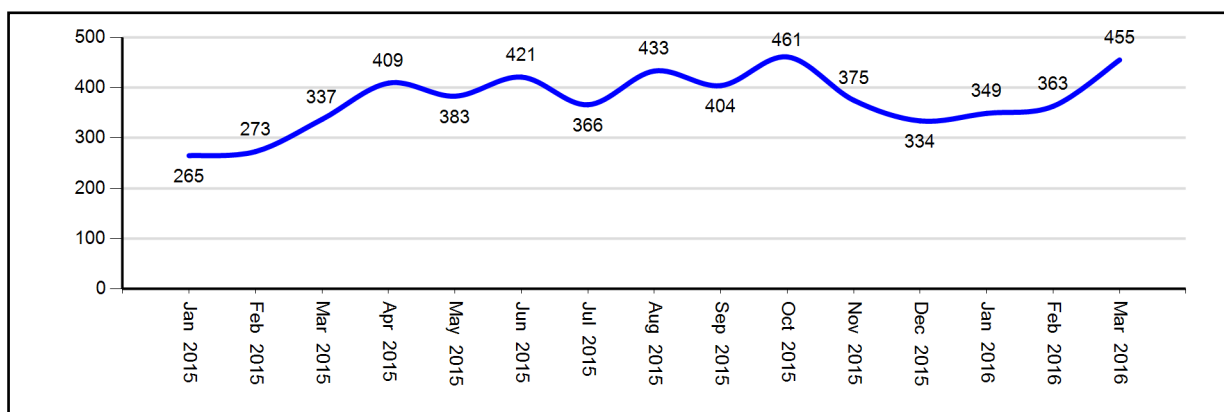
# Complaints Received

The CCRB’s Intake team processes misconduct complaints from the public and referrals from the NYPD. Under the New York City Charter, the CCRB’s jurisdiction is limited to allegations of misconduct related to Force, Abuse of Authority, Discourtesy and Offensive Language. All other complaints are referred to the appropriate agency. Figure 1 refers to all complaints that CCRB receives and Figures 2 and 3 refer to new cases that remain with the Agency. In March 2016, the CCRB initiated 455 new complaints.

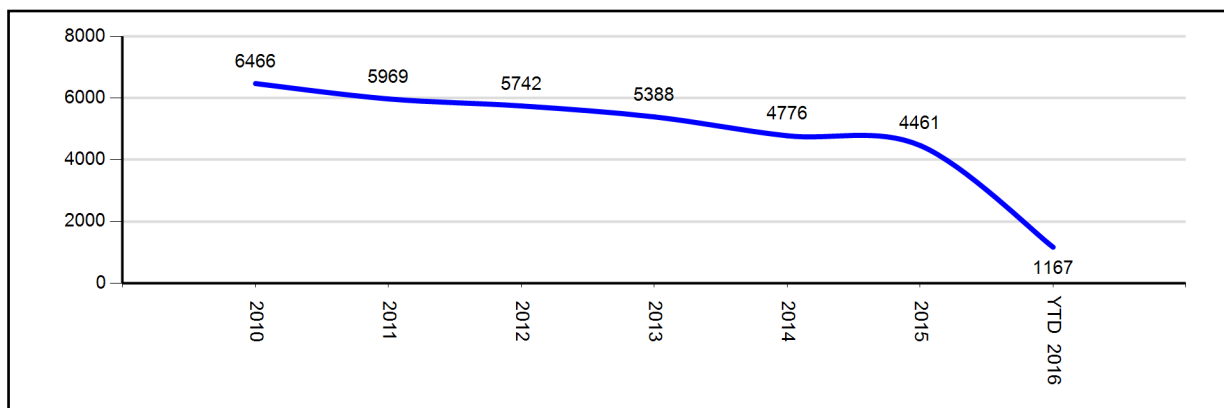
**Figure 1: Total Intake by Month (January 2015 - March 2016)**



**Figure 2: New CCRB Complaints by Month (January 2015 - March 2016)**



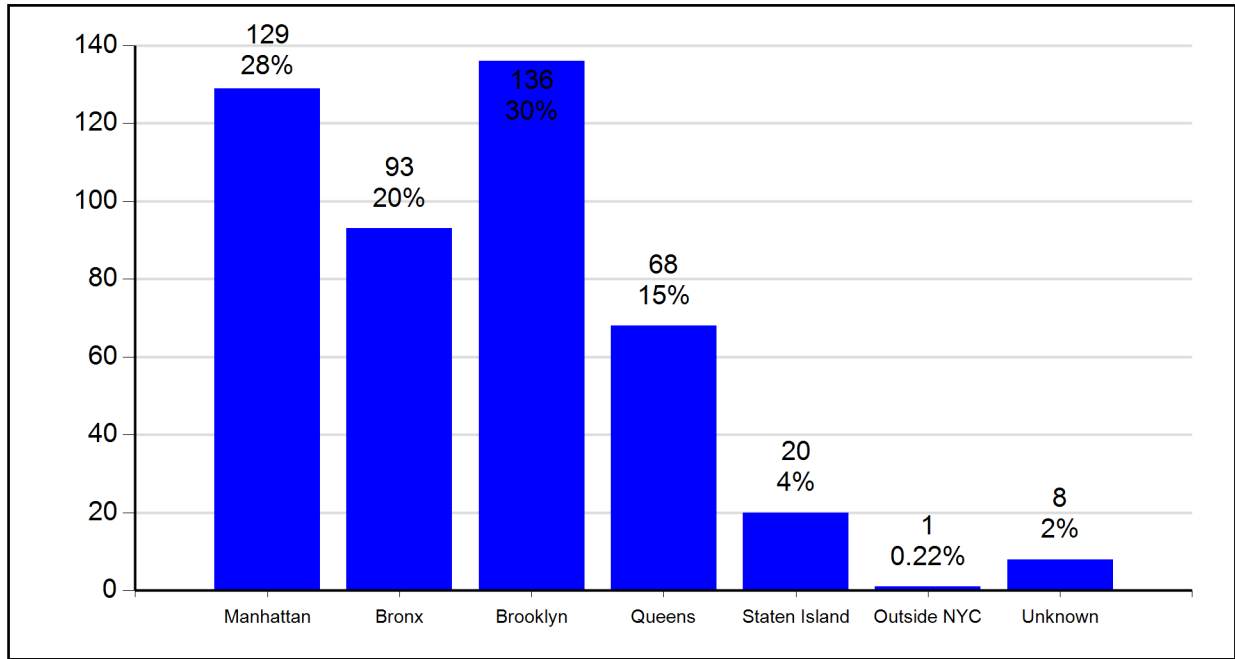
**Figure 3: New CCRB Complaints by Year (2010 - YTD 2016)**



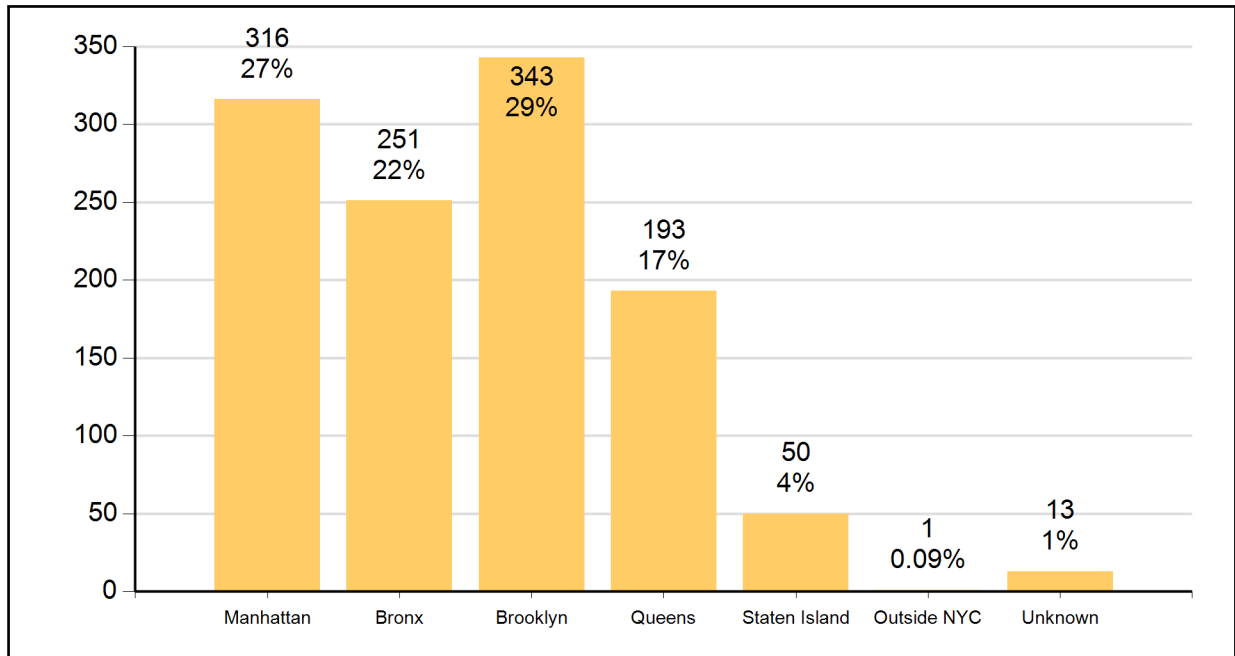
## CCRB Cases Received by Borough and Precinct

Of the five boroughs, the largest number of misconduct complaints stemmed from incidents occurring in Brooklyn, followed closely by Manhattan. A leading 21 incidents took place in the 75th Precinct, which is located in Cypress Hills and covers East New York.

**Figure 4: CCRB Complaints Received By Borough of Occurrence (March 2016)**



**Figure 5: CCRB Complaints Received By Borough of Occurrence (YTD 2016)**



**Figure 6: CCRB Complaints Received By Precinct of Occurrence (March 2016)**

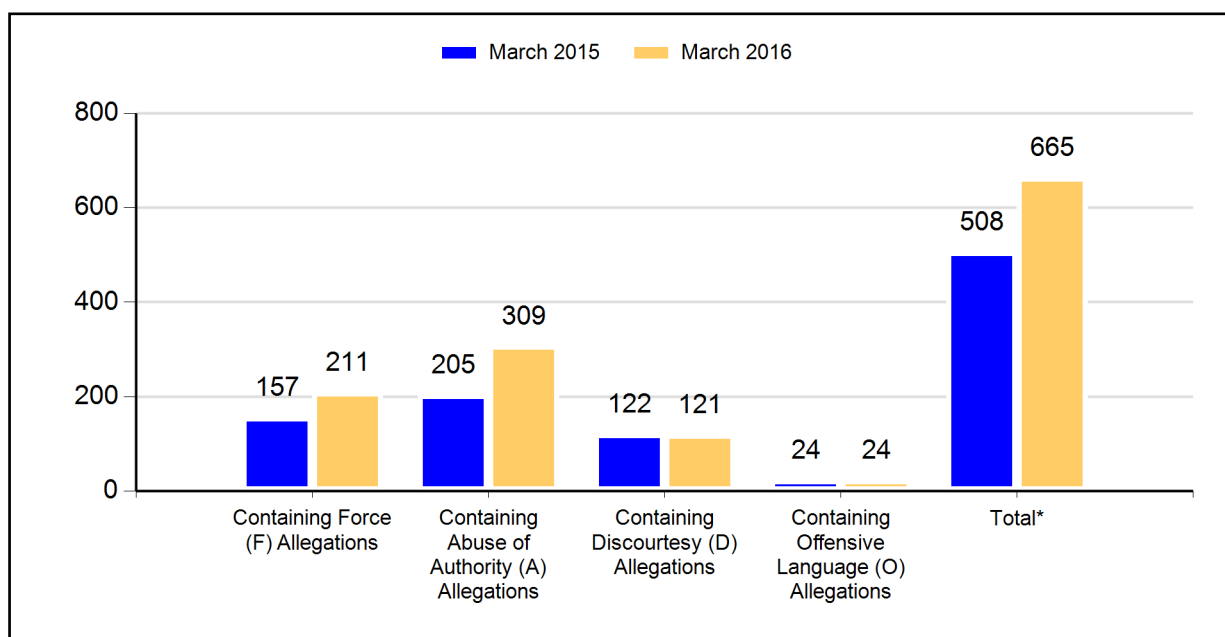
NYPD Precinct of Occurrence*	Number of Complaints	NYPD Precinct of Occurrence*	Number of Complaints
1	5	67	14
5	7	68	3
6	4	69	8
7	1	70	4
9	6	71	10
10	4	72	3
13	8	73	18
14	8	75	21
17	1	76	2
18	7	77	9
19	5	78	4
20	4	79	12
23	9	81	7
24	4	83	7
25	11	84	7
26	3	88	8
28	3	90	4
30	5	94	2
32	4	100	2
33	5	101	4
34	11	102	1
40	17	103	6
41	8	104	4
42	10	105	13
43	4	106	4
44	4	107	5
45	2	108	2
46	12	109	4
47	9	110	3
48	6	111	2
49	8	112	2
50	3	113	8
52	8	114	6
60	5	115	4
61	1	120	6
62	2	121	6
63	4	122	1
66	3	123	4
		Unknown	10

\*These figures track where an incident occurred, not necessarily the Command of the officer. For example, a complaint filed against officers assigned to a Narcotics unit working in East New York would be counted as occurring in the 75th Precinct.

# Allegations Received

As described in the previous section, the CCRB has jurisdiction over four categories of NYPD misconduct. In comparing March 2015 to March 2016, the number of complaints that have at least one Force or Abuse of Authority allegation are up from a year ago, while the number of complaints that have at least one Discourtesy and Offensive Language allegation is about the same. Figures for the year to date comparison show that complaints with at least one of the indicated FADO allegations are up in all four categories from 2015.

**Figure 7: CCRB Complaints Received By Type of Allegation (March 2015 vs. March 2016)**



\*This is the total of distinct FADO allegation types in complaints received.

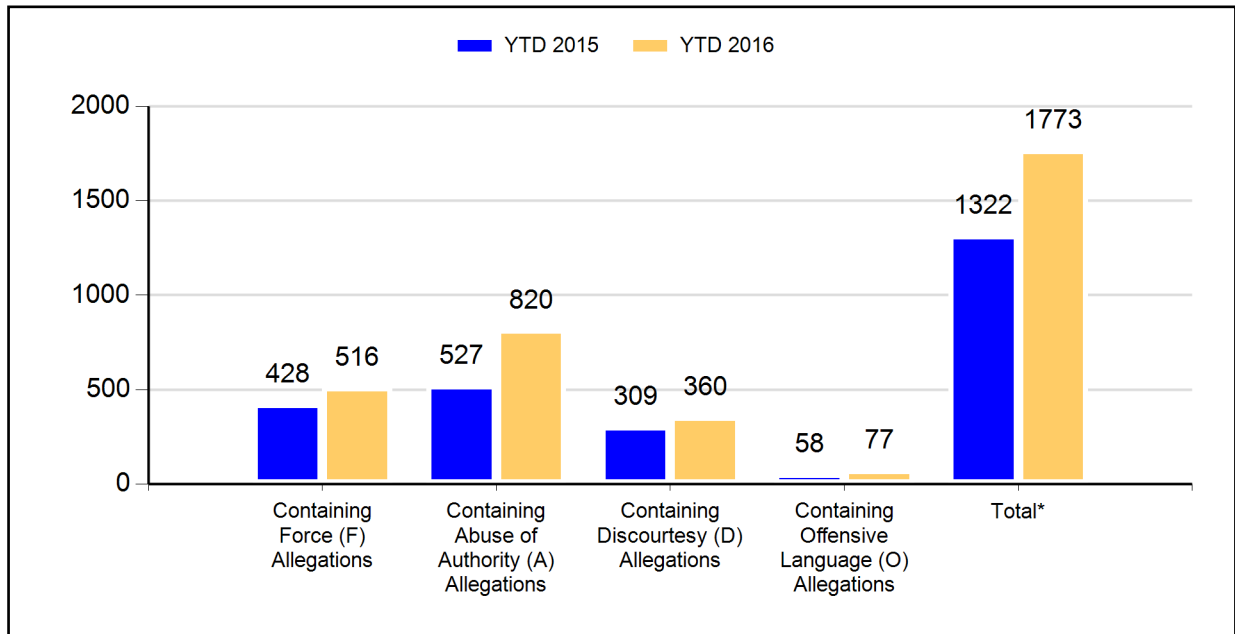
**Figure 8: CCRB Complaints Received By Type of Allegation (% of Complaints)**

	March 2015		March 2016		Change	% Change
	Count	% of Total Complaints	Count	% of Total Complaints		
Force (F)	157	47%	211	46%	54	34%
Abuse of Authority (A)	205	61%	309	68%	104	51%
Discourtesy (D)	122	36%	121	27%	-1	-1%
Offensive Language (O)	24	7%	24	5%	0	0%
Total FADO Allegations	508		665		157	31%
Total Complaints	337		455		118	35%

Note: the number of allegations in recently received complaints typically grows somewhat as the complaints are investigated.



**Figure 9: CCRB Complaints Received By Type of Allegation (YTD 2015 vs. YTD 2016)**



\*This is the total of distinct FADO allegation types in complaints received.

**Figure 10: CCRB Complaints Received By Type of Allegation YTD (% of Complaints)**

	YTD 2015		YTD 2016		Change	% Change
	Count	% of Total Complaints	Count	% of Total Complaints		
Force (F)	428	49%	516	44%	88	21%
Abuse of Authority (A)	527	60%	820	70%	293	56%
Discourtesy (D)	309	35%	360	31%	51	17%
Offensive Language (O)	58	7%	77	7%	19	33%
<b>Total FADO Allegations</b>	<b>1322</b>		<b>1773</b>		<b>451</b>	<b>34%</b>
<b>Total Complaints</b>	<b>875</b>		<b>1167</b>		<b>292</b>	<b>33%</b>

Note: the number of allegations in recently received complaints typically grows somewhat as the complaints are investigated.

**Figure 11: Total Allegations (% of Total Allegations)**

	March 2015		March 2016		Change	% Change
	Count	%of Total Allegations	Count	%of Total Allegations		
Force (F)	282	29%	363	28%	81	29%
Abuse of Authority (A)	512	52%	771	59%	259	51%
Discourtesy (D)	163	17%	157	12%	-6	-4%
Offensive Language (O)	25	3%	24	2%	-1	-4%
Total Allegations	982		1315		333	34%
Total Complaints	337		455		118	35%

**Figure 12: Total Allegations YTD (% of Total Allegations)**

	YTD 2015		YTD 2016		Change	% Change
	Count	%of Total Allegations	Count	%of Total Allegations		
Force (F)	732	30%	1001	26%	269	37%
Abuse of Authority (A)	1277	51%	2285	59%	1008	79%
Discourtesy (D)	408	16%	494	13%	86	21%
Offensive Language (O)	63	3%	80	2%	17	27%
Total Allegations	2480		3860		1380	56%
Total Complaints	875		1167		292	33%

The number of allegations in recently received complaints typically grows as the complaints are investigated.

# CCRB Docket

Ninety-four percent of active CCRB cases have been open for four months or less, and 99% active cases have been open for seven months or less.

**Figure 13: Age of Active Cases Based on Received Date (March 2016)**

	Count	% of Total
Cases 0-4 Months	975	94.3%
Cases 5-7 Months	49	4.7%
Cases 8-11 Months	5	0.5%
Cases 12-18 Months	0	0.0%
Cases Over 18 Months**	5	0.5%
<b>Total</b>	<b>1034</b>	<b>100%</b>

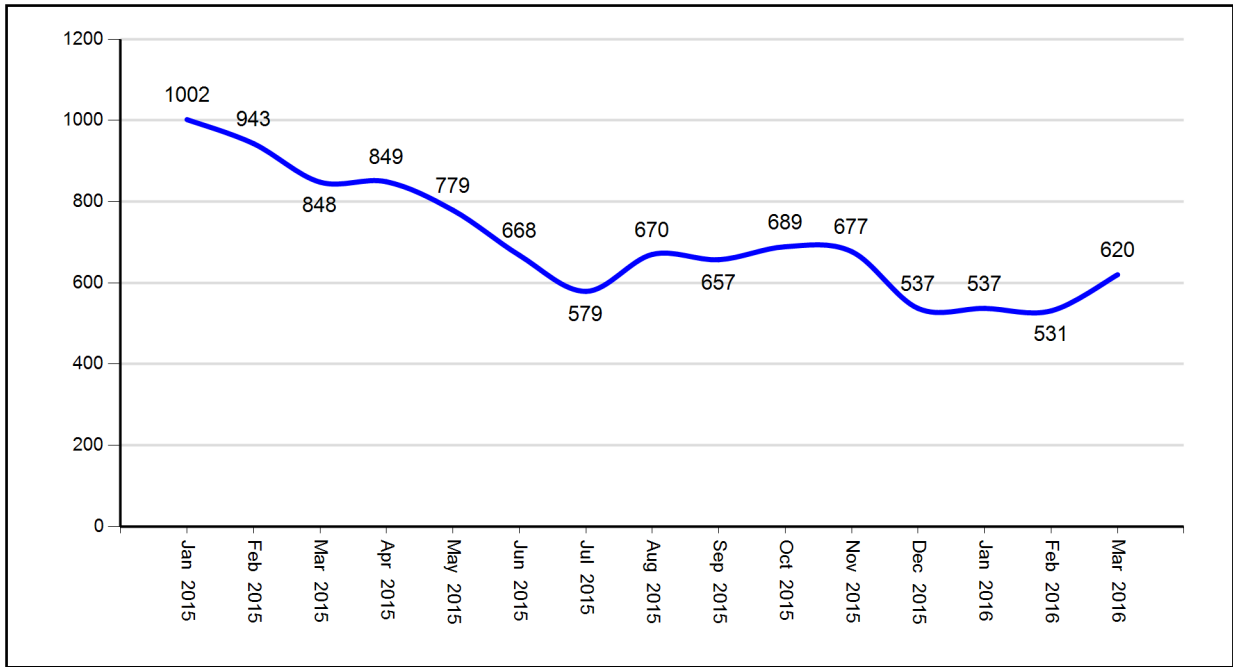
\*\* Over 18 Months: 3 cases that were reopened; 2 cases that were on DA Hold.

**Figure 14: Age of Active Cases Based on Incident Date (March 2016)**

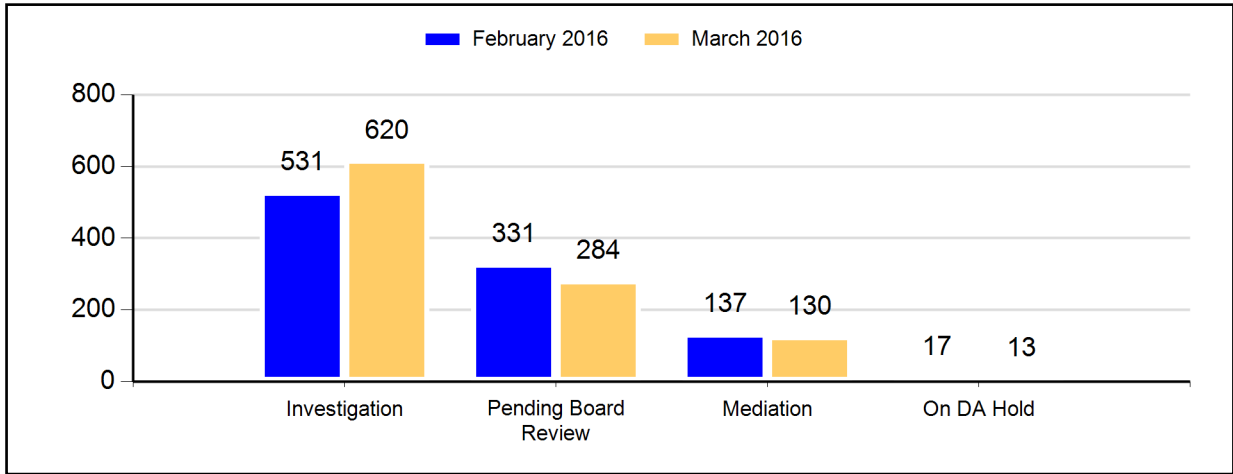
	Count	% of Total
Cases 0-4 Months	914	88.4%
Cases 5-7 Months	82	7.9%
Cases 8-11 Months	19	1.8%
Cases 12-18 Months	13	1.3%
Cases Over 18 Months	6	0.6%
<b>Total</b>	<b>1034</b>	<b>100%</b>

An active case is specifically one in which the facts are still being investigated.

**Figure 15: Number of Active Investigations (January 2015 - March 2016)**



**Figure 16: Open Docket Analysis**



**Figure 17: Open Docket Analysis with % Change**

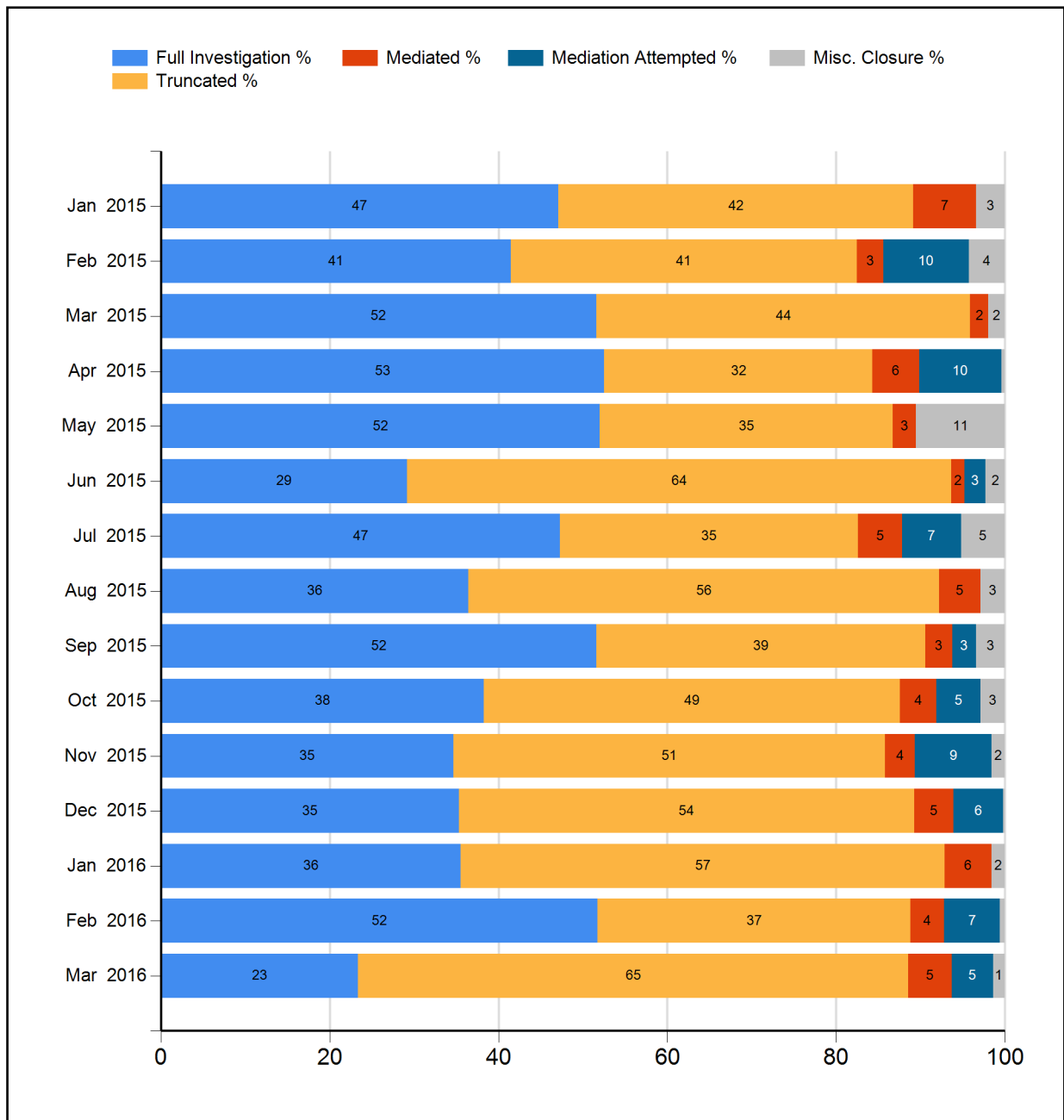
	February 2016		March 2016		Change	% Change
	Count	% of Total	Count	% of Total		
Investigations	531	52%	620	59%	89	17%
Pending Board Review	331	33%	284	27%	-47	-14%
Mediation	137	13%	130	12%	-7	-5%
On DA Hold	17	2%	13	1%	-4	-24%
<b>Total</b>	<b>1016</b>		<b>1047</b>		<b>31</b>	<b>3%</b>

# Closed Cases

## Resolving Cases

In March 2016, the CCRB fully investigated 23% of the cases it closed, and resolved (fully investigated, mediated or mediation attempted) 33% of the cases it closed. The Agency continues to face the challenge of truncations.

**Figure 18: Case Resolutions (January 2015 - March 2016) (%)**



## Dispositions

Cases fully investigated by the CCRB generally receive one of five outcomes:

- If the allegations of misconduct are found to be improper, based on the preponderance of the evidence, the allegation is **substantiated**.
- If there is not enough evidence to determine whether or not misconduct occurred, the allegation is **unsubstantiated**.
- If the preponderance of the evidence suggests that the event or alleged act did not occur, the allegation is **unfounded**.
- If the event did occur, but was not improper, by a preponderance of evidence, the allegation is **exonerated**.
- If the CCRB was unable to identify any of the officers accused of misconduct, the case is closed as **officer unidentified**.

Additionally, a case might be **mediated**, with the subject officer and complainant discussing the incident in the presence of a neutral third-party moderator. Finally, a case that cannot be fully investigated due to victim/complainant unavailability or lack of cooperation is **truncated**.

## Case Abstracts

The following case abstracts are taken from complaints closed this month and serve as examples of what the different CCRB dispositions mean in practice:

### 1. Substantiated

Detectives assigned to the NYPD Warrant Section went to a woman's residence located outside of NYC to execute a bench warrant. The detectives showed the woman a photo of the individual they were looking for, and the woman closed the door after stating that she did not know the individual and did not want to let the detectives inside. The detectives pushed open the door, breaking off the chain lock, and entered the residence. The woman's husband, who provided a statement consistent with the woman's statement, was on the phone while the incident took place. The officers claimed the woman was on the phone with her husband without interruption for the entire incident. The woman's phone records confirmed her claim that she had to make a second call to her husband after it was interrupted by the detectives' entry into her residence, which supports a forceful and swift entry. Additionally, the detectives did not take sufficient investigative steps to confirm that the individual still lived there. Given the lack of justification and consent to enter, the Board "Substantiated" the entry and search allegations against the detectives.

### 2. Unsubstantiated

A woman was awoken by loud banging on her apartment door in Brooklyn by detectives who were there based on an I-card for the woman's friend. The woman alleged that the banging caused the peephole to fall out, and she provided a photograph of the peephole with tape over it - taken a month after the incident. The woman's friend alleged that a different piece of the door had fallen and was not sure if the peephole was damaged during the incident. The detectives denied causing any damage to the door. Because the photograph only showed a piece of tape over the peephole and the conflicting statements were inconclusive, the Board "Unsubstantiated" the damaged property allegation.

### 3. Unfounded

A man was walking in the Bronx with his friend while drinking from an open bottle of beer

when officers stopped them. Surveillance cameras showed that the friend began running away backwards and fell on the sidewalk. One of the officers allegedly placed his knee on the friend's head while he was on the ground. The surveillance footage was obscured by a tree when the alleged force would have occurred. However, the man and another witness did not mention that an officer placed his knee on the back of the friend's head during the incident. The officers denied this allegation. Therefore the force allegation in question was "Unfounded" by the Board.

#### **4. Exonerated**

Detectives entered and searched an apartment in Manhattan, and arrested and charged a man with a federal crime related to ammunition and narcotics found in the apartment. The detectives conducted the entry in regards to two search warrants. After the search warrants were confirmed to be valid, the Board "Exonerated" the entry and search allegation.

#### **5. Officer Unidentified**

A female and a male officer pulled over a man in the Bronx and asked for his credentials. The man asked the reason for the stop, and the female officer allegedly stated, "Had you not been an a—hole, you could have been on your way by now." A lieutenant who was working during the time of the incident matched the provided detailed description of the male officer, but he was partnered with a male officer and was not available to interview. The female officers within the same unit that matched the description of the female officer were interviewed but denied being present for the incident. All other possible officers within in the unit did not match the given descriptions. Because the investigation was unable to identify the subject officer, the Board closed the case as "Officer Unidentified."

## Dispositions - Full Investigations

Figure 19: Disposition Counts of Full Investigations (March 2016)

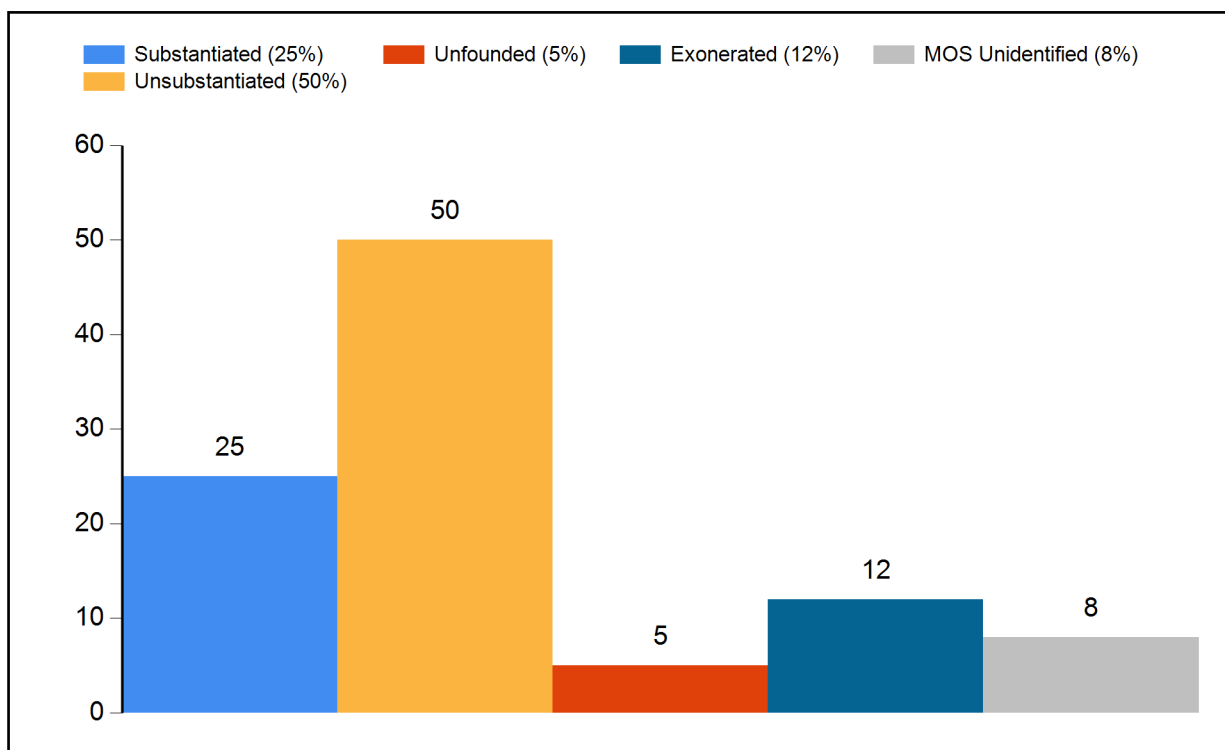
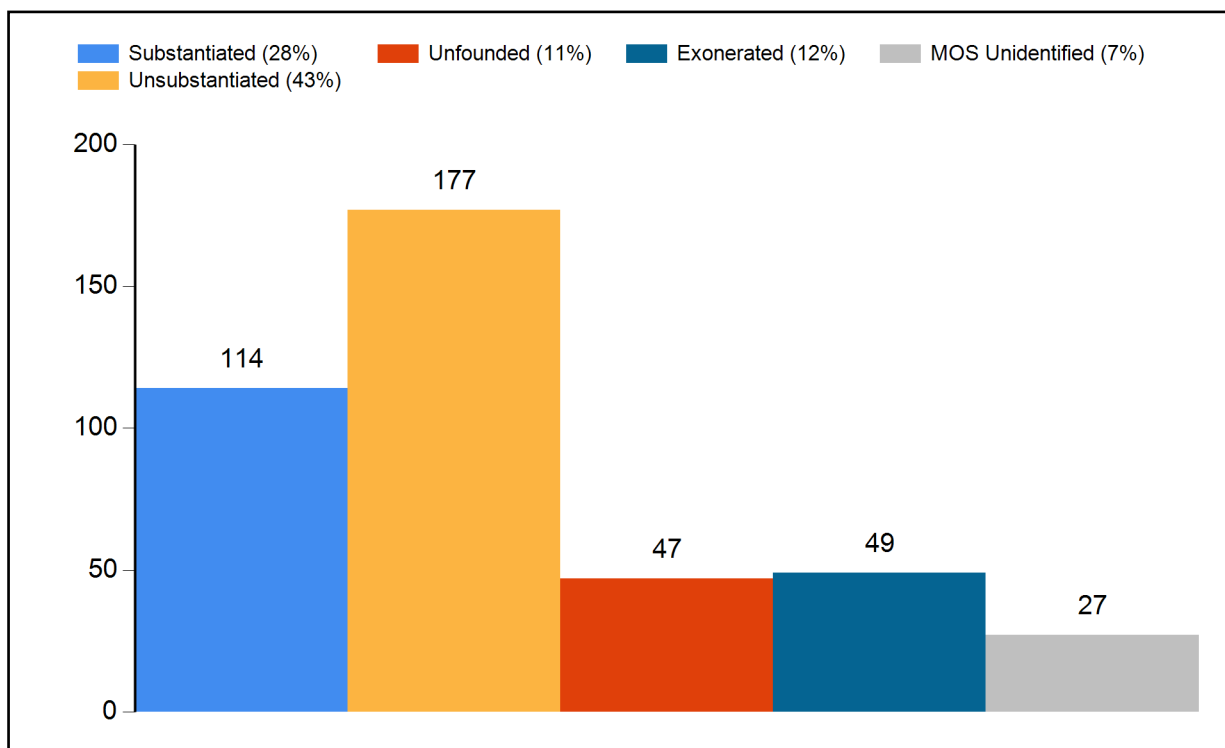


Figure 20: Disposition Counts of Full Investigations (YTD 2016)





## Dispositions - All CCRB Cases

In addition to full investigations, CCRB cases can also be closed through mediation and truncation. The following tables list all the CCRB case closures for the current month and year-to-date.

**Figure 21: Disposition of Cases (2015 vs 2016)**

	Mar 2015		Mar 2016		YTD 2015		YTD 2016	
<b>Full Investigations</b>	Count	%of Total	Count	%of Total	Count	%of Total	Count	%of Total
Substantiated	52	20%	25	25%	112	19%	114	28%
Exonerated	34	13%	12	12%	79	13%	49	12%
Unfounded	23	9%	5	5%	39	7%	47	11%
Unsubstantiated	135	51%	50	50%	313	53%	177	43%
MOS Unidentified	19	7%	8	8%	43	7%	27	7%
<b>Total - Full Investigations</b>	<b>263</b>		<b>100</b>		<b>586</b>		<b>414</b>	
<b>Mediation Closures</b>	Count	%of Total	Count	%of Total	Count	%of Total	Count	%of Total
Mediated	11	100%	22	51%	47	51%	57	56%
Mediation Attempted	0	0%	21	49%	45	49%	44	44%
<b>Total - ADR Closures</b>	<b>11</b>		<b>43</b>		<b>92</b>		<b>101</b>	
<b>Resolved Case Total</b>	<b>274</b>	<b>54%</b>	<b>143</b>	<b>33%</b>	<b>678</b>	<b>54%</b>	<b>515</b>	<b>45%</b>
<b>Truncations / Other Closures</b>	Count	%of Total	Count	%of Total	Count	%of Total	Count	%of Total
Complaint withdrawn	1	0%	53	19%	4	1%	121	19%
Complainant/Victim/Witness uncooperative	185	78%	183	64%	411	72%	380	60%
Complainant/Victim/Witness unavailable	37	16%	38	13%	109	19%	111	17%
Victim unidentified	3	1%	5	2%	8	1%	12	2%
Miscellaneous	0	0%	0	0%	0	0%	0	0%
Administrative closure*	10	4%	6	2%	39	7%	14	2%
<b>Total - Other Case Dispositions</b>	<b>236</b>		<b>285</b>		<b>571</b>		<b>638</b>	
<b>Total - Closed Cases</b>	<b>510</b>		<b>428</b>		<b>1249</b>		<b>1153</b>	

\*Administrative closure is a special category that deals with NYPD's Internal Affairs Bureau-referred cases or spin off cases with no complainant/victim, and in which CCRB attempts to locate or identify a complainant/victim has yielded no results.

## Dispositions - Allegations

“Allegations” are different than “cases.” A case or complaint is based on an incident and may contain one or more allegations of police misconduct. The allegation substantiation rate is 15% for the month of March 2016, and the allegation substantiation rate is 16% year-to-date. The type of allegation the CCRB is most likely to substantiate is Abuse of Authority – substantiating 22% of such allegations in March 2016, and 24% for the year.

**Figure 22: Disposition of Allegations (2015 vs 2016)**

	Mar 2015		Mar 2016		YTD 2015		YTD 2016	
	Count	%of Total	Count	%of Total	Count	%of Total	Count	%of Total
<b>Fully Investigated Allegations</b>								
Substantiated	119	11%	65	15%	265	11%	302	16%
Unsubstantiated	521	48%	194	45%	1097	46%	743	40%
Unfounded	85	8%	27	6%	196	8%	207	11%
Exonerated	222	20%	79	18%	503	21%	438	23%
MOS Unidentified	137	13%	64	15%	307	13%	184	10%
<b>Total - Full Investigations</b>	<b>1084</b>		<b>429</b>		<b>2368</b>		<b>1874</b>	
<b>Mediation Closures</b>	Count	%of Total	Count	%of Total	Count	%of Total	Count	%of Total
Mediated	27	100%	42	47%	95	53%	133	61%
Mediation Attempted	0	0%	47	53%	84	47%	84	39%
<b>Total - ADR Closures</b>	<b>27</b>		<b>89</b>		<b>179</b>		<b>217</b>	
<b>Truncations / Other Closures</b>	Count	%of Total	Count	%of Total	Count	%of Total	Count	%of Total
Complaint withdrawn	6	1%	110	16%	11	1%	245	16%
Complainant/Victim/Witness uncooperative	453	83%	466	68%	1032	80%	1021	65%
Complainant/Victim/Witness unavailable	63	12%	88	13%	170	13%	247	16%
Victim unidentified	8	1%	9	1%	18	1%	28	2%
Miscellaneous	2	0%	3	0%	6	0%	11	1%
Administrative closure	15	3%	6	1%	53	4%	15	1%
<b>Total - Other Case Dispositions</b>	<b>547</b>		<b>682</b>		<b>1290</b>		<b>1567</b>	
<b>Total - Closed Allegations</b>	<b>1769</b>		<b>1237</b>		<b>4050</b>		<b>3839</b>	

**Figure 23: Disposition of Allegations By FADO Category (March 2016)**

	Substantiated	Unsubstantiated	Exonerated	Unfounded	Officers Unidentified	Total
Force	6 7%	36 42%	23 27%	11 13%	10 12%	86 100%
Abuse of Authority	56 22%	99 39%	56 22%	6 2%	35 14%	252 100%
Discourtesy	3 4%	52 66%	0 0%	9 11%	15 19%	79 100%
Offensive Language	0 0%	7 58%	0 0%	1 8%	4 33%	12 100%
Total	65 15%	194 45%	79 18%	27 6%	64 15%	429 100%

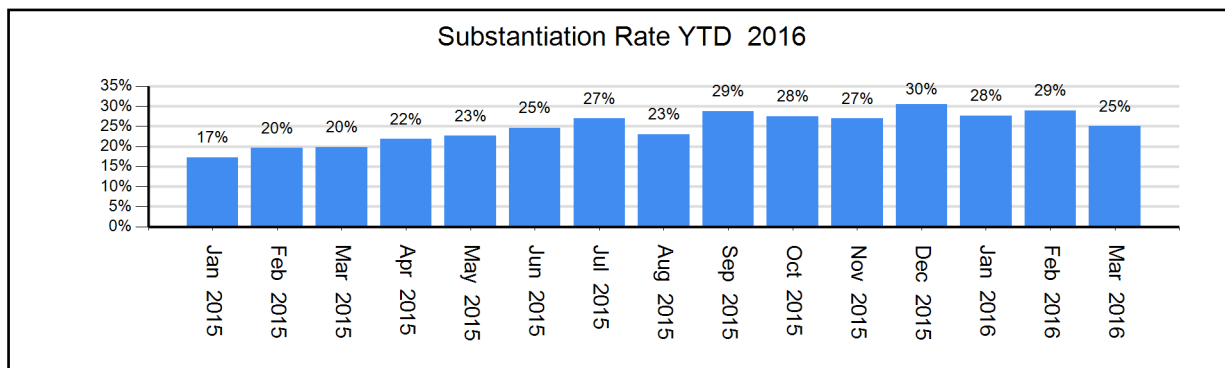
**Figure 24: Disposition of Allegations By FADO Category (YTD 2016)**

	Substantiated	Unsubstantiated	Exonerated	Unfounded	Officers Unidentified	Total
Force	18 4%	145 32%	158 35%	85 19%	49 11%	455 100%
Abuse of Authority	256 24%	374 36%	273 26%	64 6%	86 8%	1053 100%
Discourtesy	25 8%	187 61%	7 2%	45 15%	45 15%	309 100%
Offensive Language	3 5%	36 64%	0 0%	13 23%	4 7%	56 100%
Total	302 16%	742 40%	438 23%	207 11%	184 10%	1873 100%

## Substantiation Rates

The March 2016 case substantiation rate is 25%. March 2016 marks the twelfth straight month that the CCRB has substantiated more than 20% of cases it fully investigates.

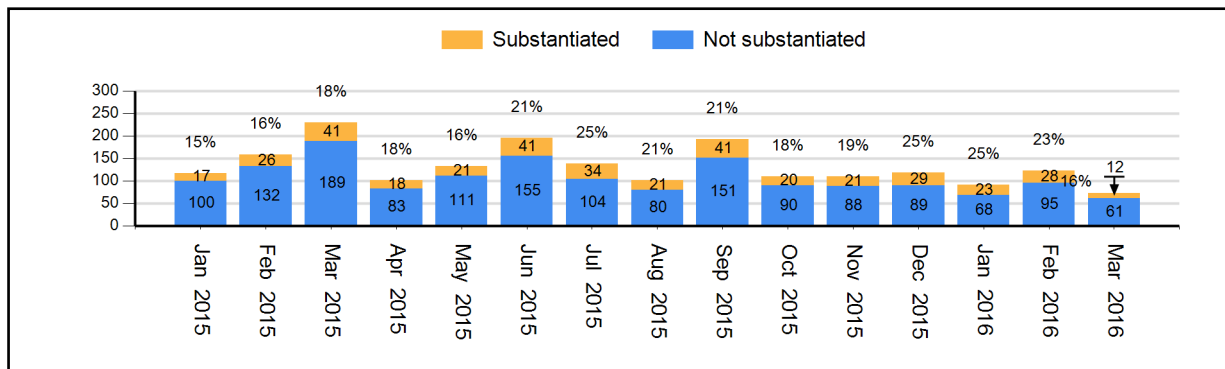
**Figure 25: Percentage of Cases Substantiated (January 2015 - March 2016)**



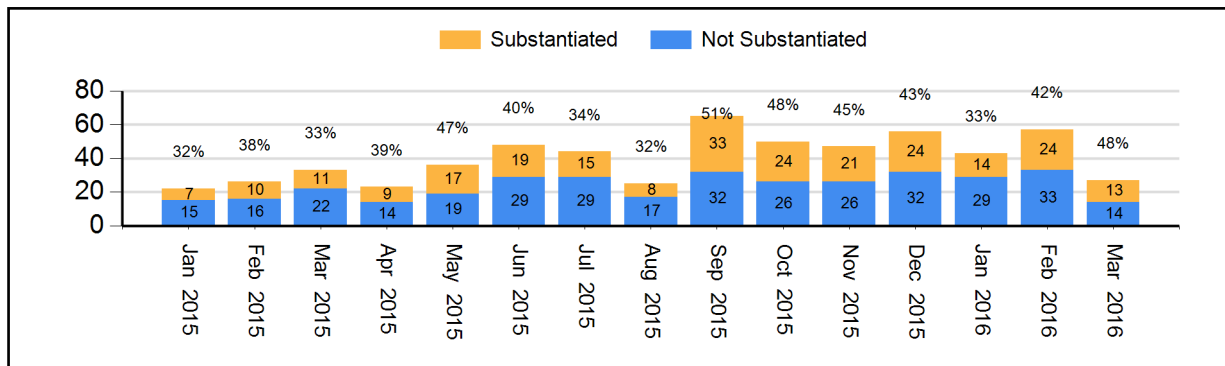
## Substantiation Rates and Video

Investigations relying on video evidence from security cameras or personal devices result in much higher substantiation rates.

**Figure 26: Substantiation Rates for Full Investigations without Video (Jan 2016 - Mar 2016) (% substantiated shown)**



**Figure 27: Substantiation Rates for Full Investigations with Video (Jan 2016 - Mar 2016) (% substantiated shown)**



## Board Discipline Recommendations for Substantiated Complaints

After a CCRB investigative team has completed its investigation and recommended the substantiation of a complaint against an officer, a panel of three Board members determines whether or not to substantiate the allegation and make a disciplinary recommendation.

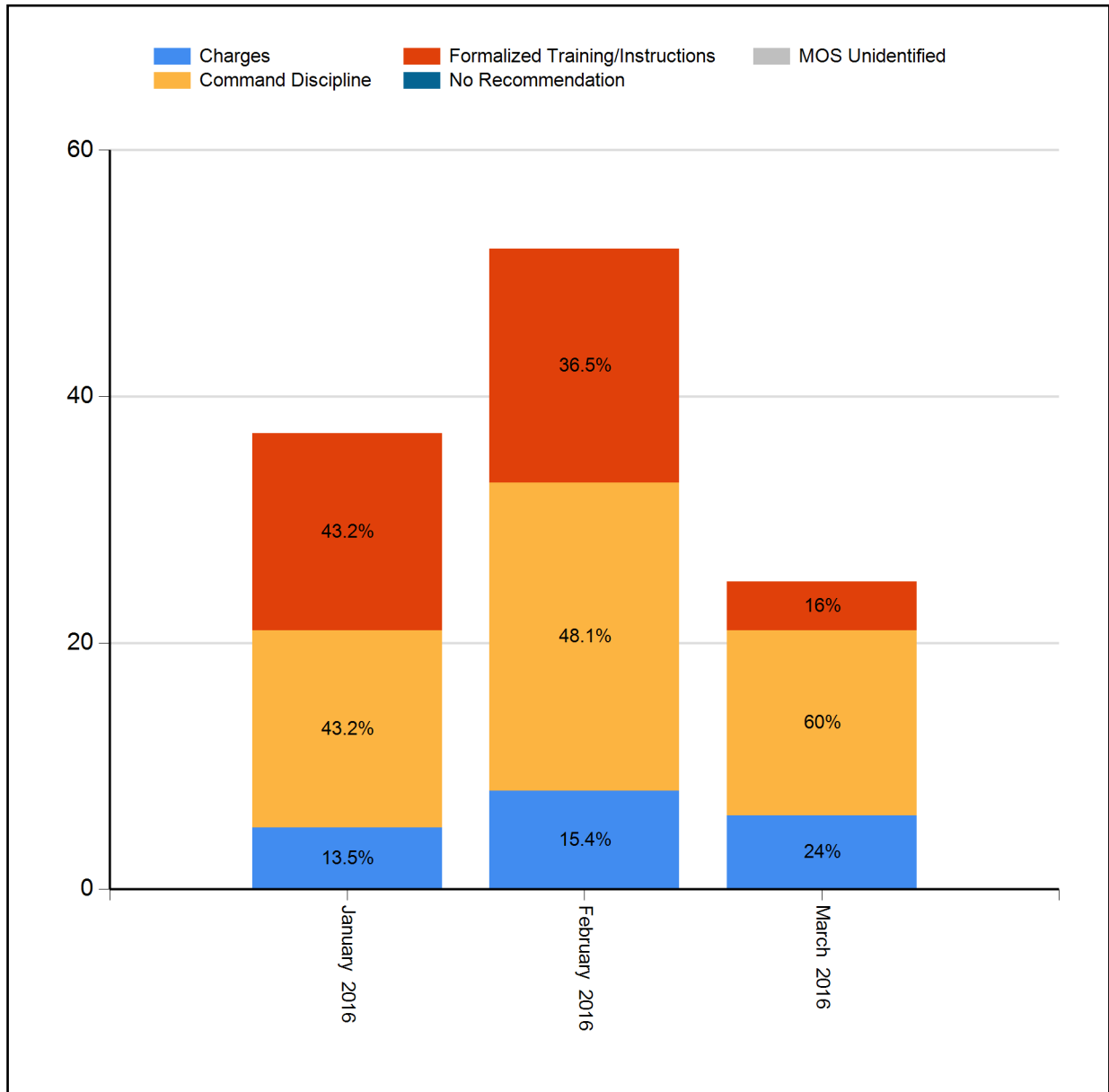
- “Charges and Specifications” are recommended for the most serious allegations of misconduct. Charges launch an administrative trial in the NYPD Trial Room. An officer may lose vacation days, be suspended, or terminated if he is found guilty.
- “Instructions” or “Formalized Training” are the least severe discipline, often recommended for officers who misunderstand a policy. This determination results in training at the command level (Instructions) or training at the Police Academy or NYPD Legal Bureau (Formalized Training).
- “Command Discipline” is recommended for misconduct that is more problematic than poor training, but does not rise to the level of Charges. An officer can lose up to ten vacation days as a result of a Command Discipline.
- When the Board has recommended Instructions, Formalized Training or Command Discipline, the case is sent to the NYPD Commissioner to impose training and/or other penalties, while cases where the Board recommends charges are prosecuted by the CCRB’s Administrative Prosecution Unit.

**Figure 28: Board Discipline Recommendations For Substantiated Complaints\***  
(Mar 2015, Mar 2016, YTD 2015, YTD 2016)

Disposition	March 2015		March 2016		YTD 2015		YTD 2016	
	Count	%of Total	Count	%of Total	Count	%of Total	Count	%of Total
Charges	12	24%	6	24%	28	25%	19	17%
Command Discipline	23	46%	15	60%	50	45%	56	49%
Formalized Training	12	24%	4	16%	24	22%	37	32%
Instructions	3	6%	0	0%	8	7%	2	2%
MOS Unidentified	0	0%	0	0%	0	0%	0	0%
<b>Total</b>	<b>50</b>		<b>25</b>		<b>110</b>		<b>114</b>	

\* A complaint containing a number of substantiated allegations against a number of different officers will typically generate a variety of different disciplinary recommendations. To determine the disciplinary recommendation associated with the complaint as a whole, the CCRB uses the most severe disciplinary recommendation made. The order of severity is: 1) Charges 2) Command Discipline 3) Formalized Training 4) Instructions.

**Figure 29: Board Discipline Recommendations For Substantiated Complaints\* (2016)**



\* A complaint containing a number of substantiated allegations against a number of different officers will typically generate a variety of different disciplinary recommendations. To determine the disciplinary recommendation associated with the complaint as a whole, the CCRB uses the most severe disciplinary recommendation made. The order of severity is: 1) Charges 2) Command Discipline 3) Formalized Training 4) Instructions.

## Board Discipline Recommendations for Substantiated Allegations

A substantiated CCRB complaint may generate multiple substantiated allegations against multiple officers. Each substantiated allegation will carry its own discipline recommendation from the CCRB Board.

The following table presents the number of officers against whom discipline recommendations have been made as a result of a substantiated CCRB complaint. Where there are multiple substantiated allegations with multiple disciplinary recommendations for an officer in a complaint, the most severe disciplinary recommendation is used to determine the overall recommendation for that officer.

**Figure 30: Board Discipline Recommendations For Substantiated Allegations\***  
(Mar 2015, Mar 2016, YTD 2015, YTD 2016)

Disposition	March 2015		March 2016		YTD 2015		YTD 2016	
	Count	%of Total	Count	%of Total	Count	%of Total	Count	%of Total
Charges	24	32%	12	30%	52	31.1%	37	21%
Command Discipline	35	46.7%	23	57.5%	77	46.1%	83	47.2%
Formalized Training	13	17.3%	5	12.5%	30	18%	54	30.7%
Instructions	3	4%	0	0%	8	4.8%	2	1.1%
MOS Unidentified	0	0%	0	0%	0	0%	0	0%
Total	75		40		167		176	

\* The counts in this table reflect the number of distinct MOS.

**Figure 31: Substantiated Allegations By Borough and NYPD Precinct (March2016)**

The figures in this table reflect all substantiated allegations for each MOS.

Board Disposition	FADO Category	Allegation	Precinct of Occurrence	Borough of Occurrence
Substantiated (Command Discipline B)	Abuse of Authority	Premises entered and/or searched		Outside NYC
Substantiated (Command Discipline B)	Abuse of Authority	Premises entered and/or searched		Outside NYC
Substantiated (Command Discipline B)	Abuse of Authority	Refusal to provide name/shield number		Outside NYC
Substantiated (Command Discipline B)	Abuse of Authority	Search (of person)	14	Manhattan
Substantiated (Command Discipline B)	Abuse of Authority	Search (of person)	14	Manhattan
Substantiated (Command Discipline A)	Abuse of Authority	Threat of force (verbal or physical)	20	Manhattan
Substantiated (Command Discipline A)	Abuse of Authority	Other	20	Manhattan
Substantiated (Command Discipline A)	Discourtesy	Word	20	Manhattan
Substantiated (Charges)	Abuse of Authority	Strip-searched	25	Manhattan
Substantiated (Charges)	Abuse of Authority	Frisk	25	Manhattan
Substantiated (Charges)	Abuse of Authority	Search (of person)	25	Manhattan
Substantiated (Charges)	Abuse of Authority	Search (of person)	25	Manhattan
Substantiated (Charges)	Abuse of Authority	Stop	25	Manhattan
Substantiated (Charges)	Abuse of Authority	Stop	25	Manhattan
Substantiated (Command Discipline A)	Abuse of Authority	Refusal to obtain medical treatment	40	Bronx
Substantiated (Command Discipline A)	Abuse of Authority	Refusal to obtain medical treatment	40	Bronx
Substantiated (Command Discipline A)	Abuse of Authority	Stop	40	Bronx
Substantiated (Command Discipline A)	Abuse of Authority	Retaliatory summons	42	Bronx
Substantiated (Command Discipline B)	Force	Gun Pointed	42	Bronx
Substantiated (Command Discipline B)	Force	Nightstick as club (incl asp & baton)	42	Bronx
Substantiated (Charges)	Abuse of Authority	Frisk	46	Bronx
Substantiated (Charges)	Force	Physical force	46	Bronx
Substantiated (Charges)	Abuse of Authority	Refusal to provide name/shield number	47	Bronx
Substantiated (Charges)	Abuse of Authority	Refusal to provide name/shield number	47	Bronx
Substantiated (Charges)	Abuse of Authority	Frisk	47	Bronx
Substantiated (Charges)	Abuse of Authority	Search (of person)	47	Bronx
Substantiated (Charges)	Abuse of Authority	Stop	47	Bronx
Substantiated (Formalized Training)	Abuse of Authority	Threat of arrest	48	Bronx
Substantiated (Formalized Training)	Abuse of Authority	Stop	48	Bronx
Substantiated (Command Discipline B)	Force	Physical force	48	Bronx
Substantiated (Charges)	Force	Physical force	52	Bronx
Substantiated (Command Discipline A)	Abuse of Authority	Vehicle search	60	Brooklyn
Substantiated (Command Discipline A)	Abuse of Authority	Frisk	60	Brooklyn
Substantiated (Command Discipline A)	Abuse of Authority	Search (of person)	60	Brooklyn
Substantiated (Command Discipline A)	Abuse of Authority	Search (of person)	60	Brooklyn
Substantiated (Command Discipline B)	Abuse of Authority	Premises entered and/or searched	62	Brooklyn
Substantiated (Command Discipline B)	Abuse of Authority	Premises entered and/or searched	62	Brooklyn
Substantiated (Command Discipline A)	Abuse of Authority	Refusal to obtain medical treatment	62	Brooklyn
Substantiated (Command Discipline A)	Abuse of Authority	Refusal to obtain medical treatment	62	Brooklyn
Substantiated (Formalized Training)	Abuse of Authority	Refusal to obtain medical treatment	72	Brooklyn



<b>Board Disposition</b>	<b>FADO Category</b>	<b>Allegation</b>	<b>Precinct of Occurrence</b>	<b>Borough of Occurrence</b>
Substantiated (Formalized Training)	Abuse of Authority	Refusal to obtain medical treatment	72	Brooklyn
Substantiated (Command Discipline A)	Abuse of Authority	Vehicle search	73	Brooklyn
Substantiated (Command Discipline A)	Abuse of Authority	Refusal to provide name/shield number	73	Brooklyn
Substantiated (Command Discipline A)	Abuse of Authority	Refusal to provide name/shield number	73	Brooklyn
Substantiated (Formalized Training)	Abuse of Authority	Question	75	Brooklyn
Substantiated (Charges)	Abuse of Authority	Premises entered and/or searched	81	Brooklyn
Substantiated (Charges)	Abuse of Authority	Premises entered and/or searched	81	Brooklyn
Substantiated (Charges)	Abuse of Authority	Frisk	81	Brooklyn
Substantiated (Charges)	Abuse of Authority	Frisk	81	Brooklyn
Substantiated (Charges)	Abuse of Authority	Search (of person)	81	Brooklyn
Substantiated (Charges)	Abuse of Authority	Stop	81	Brooklyn
Substantiated (Charges)	Abuse of Authority	Stop	81	Brooklyn
Substantiated (Charges)	Abuse of Authority	Stop	81	Brooklyn
Substantiated (Charges)	Abuse of Authority	Vehicle search	88	Brooklyn
Substantiated (Charges)	Abuse of Authority	Vehicle search	88	Brooklyn
Substantiated (Charges)	Abuse of Authority	Frisk	88	Brooklyn
Substantiated (Formalized Training)	Abuse of Authority	Property damaged	94	Brooklyn
Substantiated (Command Discipline A)	Discourtesy	Word	102	Queens
Substantiated (Command Discipline A)	Abuse of Authority	Vehicle stop	105	Queens
Substantiated (Command Discipline A)	Abuse of Authority	Vehicle stop	105	Queens
Substantiated (Command Discipline A)	Abuse of Authority	Other	105	Queens
Substantiated (Command Discipline A)	Abuse of Authority	Other	105	Queens
Substantiated (Command Discipline B)	Abuse of Authority	Retaliatory summons	114	Queens
Substantiated (Command Discipline B)	Discourtesy	Action	114	Queens
Substantiated (Command Discipline B)	Force	Physical force	114	Queens

## Truncations

A “truncation” is a case that is not fully investigated, either because the complainant/victim withdraws the complaint; is uncooperative with the investigation; is not available for the investigative team to interview; or is never identified. The CCRB constantly seeks to lower the number of truncations.

**Figure 32: Truncated Allegations (March 2016)**

	<b>Withdrawn</b>	<b>Uncooperative</b>	<b>Unavailable</b>	<b>Civilian Unidentified</b>	<b>Total</b>
Force	29	128	29	1	187
Abuse of Authority	61	261	47	6	375
Discourtesy	20	64	10	2	96
Offensive Language	0	13	2	0	15
<b>Total</b>	110	466	88	9	673

**Figure 33: Truncated CCRB Complaints (March 2016)**

	<b>Withdrawn</b>	<b>Uncooperative</b>	<b>Unavailable</b>	<b>Civilian Unidentified</b>	<b>Total</b>
<b>Total</b>	53	183	38	5	279

**Figure 34: Truncated Allegations (YTD 2016)**

	<b>Withdrawn</b>	<b>Uncooperative</b>	<b>Unavailable</b>	<b>Civilian Unidentified</b>	<b>Total</b>
Force	64	311	92	4	471
Abuse of Authority	133	526	118	20	797
Discourtesy	40	158	29	3	230
Offensive Language	8	26	8	1	43
<b>Total</b>	245	1021	247	28	1541

**Figure 35: Truncated CCRB Complaints (YTD 2016)**

	<b>Withdrawn</b>	<b>Uncooperative</b>	<b>Unavailable</b>	<b>Civilian Unidentified</b>	<b>Total</b>
<b>Total</b>	121	380	111	12	624

# Mediation Unit

Whenever mediation between a complainant/victim and subject officer is suitable, it is offered by CCRB investigators. If the complainant/victim and subject officer both agree to participate, a neutral, third-party mediator facilitates a conversation between the parties. “Mediation Attempted” refers to a situation in which an officer agrees to mediate and the complainant becomes unavailable (after the complainant initially agreed to mediation). The chart below indicates the number of mediations and attempted mediations in March and this year.

**Figure 36: Mediated Complaints Closed**

	March 2016			YTD 2016		
	Mediated	Mediation Attempted	Total	Mediated	Mediation Attempted	Total
Mediated Complaints	22	21	43	57	44	101

**Figure 37: Mediated FADO Allegations Closed**

	March 2016			YTD 2016		
	Mediated	Mediation Attempted	Total	Mediated	Mediation Attempted	Total
Force	3	3	6	10	9	19
Abuse of Authority	28	28	56	92	51	143
Discourtesy	10	12	22	25	18	43
Offensive Language	1	4	5	6	6	12
Total	42	47	89	133	84	217

**Figure 38: Mediated Complaints By Borough (March 2016)**

	Mediations
Bronx	7
Brooklyn	4
Manhattan	5
Queens	5
Staten Island	1

**Figure 39: Mediated Allegations By Borough (March 2016)**

	Mediations
Bronx	11
Brooklyn	11
Manhattan	10
Queens	9
Staten Island	1

**Figure 40: Mediated Complaints By Precinct  
(Mar 2016 - YTD 2016)**

Precinct	Mar 2016	YTD 2016	Precinct	Mar 2016	YTD 2016
1	0	2	49	0	1
5	0	1	50	1	1
6	1	2	52	1	1
9	0	2	60	0	1
10	0	2	67	1	1
13	1	1	69	0	1
17	0	1	71	0	1
19	1	1	73	0	3
23	1	2	75	1	2
25	0	1	78	1	1
26	0	1	79	0	1
28	0	1	88	1	2
30	0	1	90	0	1
32	1	1	100	0	1
33	0	1	102	1	1
34	0	1	105	1	2
40	1	2	108	1	1
41	0	1	109	0	1
42	1	1	110	1	1
45	1	1	111	0	1
46	1	2	113	1	1
47	1	1	122	1	2

**Figure 41: Mediated Allegations By Precinct  
(Mar 2016 - YTD 2016)**

Precinct	Mar 2016	YTD 2016	Precinct	Mar 2016	YTD 2016
1	0	3	49	0	2
5	0	1	50	1	1
6	1	4	52	1	1
9	0	2	60	0	1
10	0	4	67	2	2
13	4	4	69	0	1
17	0	1	71	0	2
19	1	1	73	0	11
23	2	3	75	2	7
25	0	6	78	5	5
26	0	7	79	0	1
28	0	2	88	2	3
30	0	1	90	0	3
32	2	2	100	0	1
33	0	3	102	1	1
34	0	1	105	3	5
40	1	3	108	2	2
41	0	13	109	0	3
42	1	1	110	2	2
45	1	1	111	0	4
46	4	7	113	1	1
47	2	2	122	1	2

# Administrative Prosecution Unit

The CCRB’s Administrative Prosecution Unit (APU) prosecutes police misconduct cases, when the Board has recommended charges, in the NYPD Trial Room. The APU is also able to offer pleas to officers who admit guilt rather than going to trial. Following a plea agreement or the conclusion of a disciplinary trial, cases are sent to the Police Commissioner for final penalties.

**Figure 42: Administrative Prosecution Unit Case Closures**

Disposition Category	Prosecution Disposition	Mar 2016	YTD 2016
Disciplinary Action	Not guilty after trial but Discipline Imposed	0	0
	Guilty after trial	7	27
	Trial verdict dismissed by PC, Comm. Disc. A imposed	0	0
	Trial verdict dismissed by PC, Comm. Disc. B imposed	0	0
	Trial verdict dismissed by PC, Formalized Training imposed	0	0
	Trial verdict dismissed by PC, Instructions imposed	0	0
	Trial verdict reversed by PC, Final verdict Guilty	0	0
	Resolved by plea	2	7
	Plea set aside, Comm. Disc. B	0	0
	Plea set aside, Comm. Disc. A	0	0
	Plea set aside, Formalized Training	3	3
	Plea set aside, Instructions	0	0
	*Retained, with discipline	0	1
	<b>Disciplinary Action Total</b>		<b>12</b>
No Disciplinary Action	Not guilty after trial	3	11
	Trial verdict reversed by PC, Final verdict Not Guilty	0	0
	Plea set aside, Without discipline	0	0
	**Retained, without discipline	0	0
	Dismissed by APU	0	0
	SOL Expired in APU	0	0
	<b>No Disciplinary Action Total</b>		<b>3</b>
Not Adjudicated	Charges not filed	0	0
	Deceased	0	0
	Other	0	0
	***Previously adjudicated, with discipline	0	0
	***Previously adjudicated, without discipline	0	0
	†Reconsidered by CCRB Board	0	3
	Retired	0	0
	SOL Expired prior to APU	0	0
	<b>Not Adjudicated Total</b>		<b>0</b>
<b>Total Closures</b>		<b>15</b>	<b>52</b>

\*Retained cases are those where the Department kept jurisdiction pursuant to Section 2 of the April 2, 2012 Memorandum of Understanding between the NYPD and the CCRB.

\*\* When the Department keeps jurisdiction pursuant to Section 2 and does not impose any discipline on the officer, it is the equivalent of a category referred to as DUP.

\*\*\* In some case, the Department conducts their own investigation and prosecution prior to the completion of the CCRB's investigation. In those cases, the APU does not conduct a second prosecution.

† Under the Board's reconsideration process, an officer who has charges recommended as the penalty for a substantiated allegation may have the recommended penalty changed to something other than charges or have the allegation disposition changed to something other than substantiated. In those cases, the APU ceases its prosecution.

# NYPD Discipline

Under the New York City Charter, the Police Commissioner makes the final decision regarding discipline and the outcome of disciplinary trials.

The first chart reflects NYPD-imposed discipline for cases brought by the APU (Charges).

The chart on the following page reflects cases referred to the Police Commissioner where the Board recommended Command Discipline, Formalized Training or Instructions.

**Figure 43: NYPD Discipline Imposed for Adjudicated APU Cases**

<b>Discipline*</b>	<b>March 2016</b>	<b>YTD 2016</b>
Terminated	0	0
Suspension for or loss of vacation time of 31 or more days and/or Dismissal Probation	0	0
Suspension for or loss of vacation time of 21 to 30 days	0	1
Suspension for or loss of vacation time of 11 to 20 days	1	5
Suspension for or loss of vacation time of 1 to 10 days	5	21
Command Discipline B	0	0
Command Discipline A	0	0
Formalized Training**	3	3
Instructions***	2	3
Warned & admonished/Reprimanded	1	5
<b>Disciplinary Action† Total</b>	<b>12</b>	<b>38</b>
No Disciplinary Action†	3	11
<b>Adjudicated Total</b>	<b>15</b>	<b>49</b>
<b>Discipline Rate</b>	<b>80%</b>	<b>78%</b>
Not Adjudicated† Total	0	3
<b>Total Closures</b>	<b>15</b>	<b>52</b>

\*Where more than one penalty is imposed on a respondent, it is reported under the more severe penalty.

\*\* Formalized training is conducted by the Police Academy, the NYPD Legal Bureau, or other NYPD Unit.

\*\*\* Instructions are conducted at the command level.

† The case closure types that define the "Disciplinary Action", "No Disciplinary Action" and "Not Adjudicated" categories are listed in Figure 42 on the previous page.

Figures 44 and 45 on non-APU data have been omitted for this month because the CCRB did not receive data for the month of March from DAO.

**Figure 44: NYPD Discipline Imposed for Non-APU Cases**

<b>Disposition</b>	<b>Disposition Type*</b>	<b>March 2016</b>	<b>YTD 2016</b>
Disciplinary Action	Terminated	0	0
	Suspension for or loss of vacation time of 31 or more days and/or Dismissal Probation	0	0
	Suspension for or loss of vacation time of 21 to 30 days	0	0
	Suspension for or loss of vacation time of 11 to 20 days	0	0
	Suspension for or loss of vacation time of 1 to 10 days	0	0
	Command Discipline B	0	1
	Command Discipline A	12	39
	Formalized Training**	13	60
	Instructions***	10	25
	Warned & admonished/Reprimanded	0	0
	<b>Total</b>	<b>35</b>	<b>125</b>
No Disciplinary Action	Not Guilty	0	1
	Filed ††	1	2
	SOL Expired	1	3
	Department Unable to Prosecute†††	2	9
	<b>Total</b>	<b>4</b>	<b>15</b>
	<b>Discipline Rate</b>	<b>90%</b>	<b>89%</b>
	<b>DUP Rate</b>	<b>5%</b>	<b>6%</b>

\*Where the respondent is found guilty of charges, and the penalty imposed would fall into more than one of the above list categories, it is reported under the more severe penalty.

\*\* Formalized training is conducted by the Police Academy, the NYPD Legal Bureau, or other NYPD Unit.

\*\*\* Instructions are conducted at the command level.

† This verdict relates to a trial conducted by DAO on a case decided by the Board prior to the activation of the APU.

†† "Filed" is a term used when the police department is not required to take action against the subject officer because the officer has resigned or retired from the department, or has been terminated.

††† When the department decides that it will not discipline an officer against whom the Board recommended discipline other than charges, those cases are referred to as "Department Unable to Prosecute," or DUP.

**Figure 45: NYPD Discipline Imposed for Allegations - Non-APU Cases (March 2016)**

Board Disposition	FADO Type	Allegation	Precinct	Borough	NYPD Discipline
Substantiated (Command Discipline B)	A	Frisk	17	Manhattan	Command Discipline A
Substantiated (Command Discipline B)	A	Search (of person)	17	Manhattan	Command Discipline A
Substantiated (Command Discipline B)	A	Stop	17	Manhattan	Command Discipline A
Substantiated (Command Discipline A)	D	Word	19	Manhattan	Command Discipline A
Substantiated (Command Discipline A)	A	Refusal to provide name/shield number	23	Manhattan	Command Discipline A
Substantiated (Command Discipline A)	A	Other	23	Manhattan	Command Discipline A
Substantiated (Command Discipline A)	D	Word	23	Manhattan	Command Discipline A
Substantiated (Command Discipline A)	A	Frisk	23	Manhattan	Command Discipline A
Substantiated (Command Discipline A)	A	Stop	23	Manhattan	Command Discipline A
Substantiated (Command Discipline A)	A	Strip-searched	25	Manhattan	Command Discipline A
Substantiated (Command Discipline B)	A	Threat of arrest	25	Manhattan	Command Discipline A
Substantiated (Command Discipline A)	A	Threat of force (verbal or physical)	25	Manhattan	Command Discipline A
Substantiated (Command Discipline B)	A	Refusal to process civilian complaint	25	Manhattan	Command Discipline A
Substantiated (Formalized Training)	A	Retaliatory summons	25	Manhattan	Formalized Training
Substantiated (Command Discipline B)	A	Other	25	Manhattan	Command Discipline A
Substantiated (Command Discipline B)	D	Word	25	Manhattan	Command Discipline A
Substantiated (Formalized Training)	D	Word	25	Manhattan	Formalized Training
Substantiated (Command Discipline B)	D	Action	25	Manhattan	Command Discipline A
Substantiated (Formalized Training)	A	Stop	25	Manhattan	Formalized Training
Substantiated (Formalized Training)	D	Word	26	Manhattan	Instructions
Substantiated (Formalized Training)	A	Threat of force (verbal or physical)	42	Bronx	Instructions
Substantiated (Formalized Training)	D	Word	42	Bronx	Instructions
Substantiated (Command Discipline A)	A	Refusal to provide name/shield number	43	Bronx	Instructions
Substantiated (Formalized Training)	D	Word	43	Bronx	Instructions
Substantiated (Formalized Training)	D	Word	44	Bronx	Instructions
Substantiated (Formalized Training)	A	Stop	44	Bronx	Formalized Training
Substantiated (Formalized Training)	A	Question	44	Bronx	Formalized Training
Substantiated (Command Discipline A)	A	Premises entered and/or searched	46	Bronx	Command Discipline A
Substantiated (Formalized Training)	A	Refusal to provide name/shield number	46	Bronx	Instructions
Substantiated (Formalized Training)	F	Nightstick as club (incl asp & baton)	47	Bronx	Formalized Training
Substantiated (Formalized Training)	D	Gesture	49	Bronx	Formalized Training



<b>Board Disposition</b>	<b>FADO Type</b>	<b>Allegation</b>	<b>Precinct</b>	<b>Borough</b>	<b>NYPD Discipline</b>
Substantiated (Formalized Training)	E	Ethnicity	49	Bronx	Formalized Training
Substantiated (Command Discipline B)	A	Premises entered and/or searched	52	Bronx	Retire
Substantiated (Formalized Training)	A	Retaliatory summons	61	Brooklyn	Formalized Training
Substantiated (Formalized Training)	A	Question	61	Brooklyn	Formalized Training
Substantiated (Formalized Training)	A	Question	61	Brooklyn	Formalized Training
Substantiated (Formalized Training)	A	Question	61	Brooklyn	Formalized Training
Substantiated (Formalized Training)	A	Question	61	Brooklyn	Formalized Training
Substantiated (Formalized Training)	A	Threat of arrest	62	Brooklyn	Instructions
Substantiated (Formalized Training)	D	Word	62	Brooklyn	Instructions
Substantiated (Formalized Training)	A	Refusal to process civilian complaint	69	Brooklyn	Formalized Training
Substantiated (Command Discipline B)	F	Physical force	72	Brooklyn	No Penalty
Substantiated (Command Discipline A)	F	Physical force	72	Brooklyn	No Penalty
Substantiated (Command Discipline A)	F	Physical force	72	Brooklyn	No Penalty
Substantiated (Formalized Training)	A	Stop	73	Brooklyn	Instructions
Substantiated (Formalized Training)	F	Physical force	81	Brooklyn	Formalized Training
Substantiated (Formalized Training)	A	Frisk	83	Brooklyn	Formalized Training
Substantiated (Command Discipline B)	F	Physical force	84	Brooklyn	Command Discipline A
Substantiated (Formalized Training)	A	Threat of force (verbal or physical)	101	Queens	Formalized Training
Substantiated (Formalized Training)	D	Word	101	Queens	Formalized Training
Substantiated (Formalized Training)	F	Nightstick as club (incl asp & baton)	102	Queens	Formalized Training
Substantiated (Formalized Training)	A	Vehicle search	105	Queens	Formalized Training
Substantiated (Command Lvl Instructions)	A	Premises entered and/or searched	108	Queens	Instructions
Substantiated (Formalized Training)	A	Search (of person)	114	Queens	Formalized Training
Substantiated (Command Discipline A)	A	Refusal to obtain medical treatment	120	Staten Island	Command Discipline A
Substantiated (Command Discipline B)	D	Word	120	Staten Island	No Penalty
Substantiated (Command Discipline A)	A	Question	121	Staten Island	Command Discipline A
Substantiated (Formalized Training)	A	Refusal to provide name/shield number	122	Staten Island	Instructions

**Figure 45a: NYPD Discipline Imposed for Allegations - APU Cases (March 2016)**

<b>Board Disposition</b>	<b>FADO Type</b>	<b>Allegation</b>	<b>Precinct</b>	<b>Borough</b>	<b>NYPD Discipline</b>
Substantiated (Charges)	F	Physical force	20	Manhattan	Forfeit vacation 10 day(s)
Substantiated (Charges)	A	Frisk	20	Manhattan	Forfeit vacation 10 day(s)
Substantiated (Charges)	A	Search (of person)	20	Manhattan	Forfeit vacation 10 day(s)
Substantiated (Charges)	A	Stop	20	Manhattan	Forfeit vacation 10 day(s)
Substantiated (Charges)	F	Chokehold	40	Bronx	No Penalty
Substantiated (Charges)	A	Threat of force (verbal or physical)	40	Bronx	Instructions
Substantiated (Charges)	D	Word	40	Bronx	Instructions
Substantiated (Charges)	A	Premises entered and/or searched	67	Brooklyn	Instructions
Substantiated (Charges)	A	Premises entered and/or searched	67	Brooklyn	Formalized Training
Substantiated (Charges)	A	Premises entered and/or searched	67	Brooklyn	Formalized Training
Substantiated (Charges)	A	Premises entered and/or searched	67	Brooklyn	Formalized Training
Substantiated (Charges)	A	Vehicle stop	104	Queens	Forfeit vacation 3 day(s)
Substantiated (Charges)	A	Vehicle search	104	Queens	Forfeit vacation 2 day(s)
Substantiated (Charges)	A	Vehicle search	104	Queens	Forfeit vacation 2 day(s)
Substantiated (Charges)	A	Threat of arrest	104	Queens	Forfeit vacation 2 day(s)
Substantiated (Charges)	A	Search (of person)	104	Queens	Forfeit vacation 2 day(s)
Substantiated (Charges)	F	Vehicle	107	Queens	No Penalty
Substantiated (Charges)	F	Physical force	113	Queens	Forfeit vacation 15 day(s)
Substantiated (Charges)	F	Physical force	113	Queens	Forfeit vacation 8 day(s)
Substantiated (Charges)	F	Physical force	113	Queens	Forfeit vacation 8 day(s)
Substantiated (Charges)	F	Handcuffs too tight	113	Queens	Forfeit vacation 8 day(s)
Substantiated (Charges)	A	Threat of force (verbal or physical)	113	Queens	Forfeit vacation 15 day(s)
Substantiated (Charges)	D	Word	113	Queens	Forfeit vacation 15 day(s)
Substantiated (Charges)	F	Physical force	121	Staten Island	No Penalty
Substantiated (Charges)	A	Vehicle search	121	Staten Island	Reprimand

## Appendix

Over the years, the CCRB has made many types of data publicly available. In reorganizing the Monthly Report, we do not intend to remove any valuable information from the public domain. However, the Agency believes that some information is essential to place in the main body of the Monthly Report, while more granular charts and figures are better suited to the Appendix. We welcome you to contact the CCRB at [www.nyc.gov](http://www.nyc.gov) or 212-912-7235 if you are having difficulty finding information on CCRB data that was formerly available.

**Figure 46: CCRB Open Docket - Age of CCRB Cases Based On Incident Date**

	March 2016		February 2016		Change	% Change
	Count	% of Total	Count	% of Total		
Cases 0-4 Months	914	88.4%	897	89.8%	17	1.9%
Cases 5-7 Months	82	7.9%	74	7.4%	8	10.8%
Cases 8 Months	7	0.7%	4	0.4%	3	75.0%
Cases 9 Months	5	0.5%	5	0.5%	0	0.0%
Cases 10 Months	4	0.4%	3	0.3%	1	33.3%
Cases 11 Months	3	0.3%	1	0.1%	2	200.0%
Cases 12 Months	2	0.2%	3	0.3%	-1	-33.3%
Cases 13 Months	4	0.4%	2	0.2%	2	100.0%
Cases 14 Months	2	0.2%	1	0.1%	1	100.0%
Cases 15 Months	0	0.0%	1	0.1%	-1	NA
Cases 16 Months	2	0.2%	3	0.3%	-1	-33.3%
Cases 17 Months	2	0.2%	0	0.0%	2	NA
Cases 18 Months	1	0.1%	0	0.0%	1	NA
Cases Over 18 Months	6	0.6%	5	0.5%	1	20.0%
NA	0	0.0%	0	0.0%	0	NA
<b>Total</b>	<b>1034</b>	<b>100.0%</b>	<b>999</b>	<b>100.0%</b>	<b>35</b>	<b>3.5%</b>

**Figure 47: CCRB Open Docket - Age of CCRB Cases Based On CCRB Received Date**

	March 2016		February 2016		Change	% Change
	Count	% of Total	Count	% of Total		
Cases 0-4 Months	975	94.3%	946	94.7%	29	3.1%
Cases 5-7 Months	49	4.7%	42	4.2%	7	16.7%
Cases 8 Months	1	0.1%	3	0.3%	-2	-66.7%
Cases 9 Months	2	0.2%	3	0.3%	-1	-33.3%
Cases 10 Months	1	0.1%	1	0.1%	0	0.0%
Cases 11 Months	1	0.1%	0	0.0%	1	NA
Cases 12 Months	0	0.0%	0	0.0%	0	NA
Cases 13 Months	0	0.0%	0	0.0%	0	NA
Cases 14 Months	0	0.0%	0	0.0%	0	NA
Cases 15 Months	0	0.0%	0	0.0%	0	NA
Cases 16 Months	0	0.0%	0	0.0%	0	NA
Cases 17 Months	0	0.0%	0	0.0%	0	NA
Cases 18 Months	0	0.0%	0	0.0%	0	NA
Cases Over 18 Months	5	0.5%	4	0.4%	1	25.0%
NA	0	0.0%	0	0.0%	0	NA
<b>Total</b>	<b>1034</b>	<b>100.0%</b>	<b>999</b>	<b>100.0%</b>	<b>35</b>	<b>3.5%</b>

**Figure 48: CCRB Investigations Docket - Age of CCRB Cases Based On Incident Date**

	March 2016		February 2016		Change	% Change
	Count	% of Total	Count	% of Total		
Cases 0-4 Months	560	90.3%	490	92.3%	70	14.3%
Cases 5-7 Months	29	4.7%	24	4.5%	5	20.8%
Cases 8 Months	5	0.8%	3	0.6%	2	66.7%
Cases 9 Months	5	0.8%	0	0.0%	5	NA
Cases 10 Months	2	0.3%	3	0.6%	-1	-33.3%
Cases 11 Months	3	0.5%	0	0.0%	3	NA
Cases 12 Months	2	0.3%	3	0.6%	-1	-33.3%
Cases 13 Months	4	0.6%	1	0.2%	3	300.0%
Cases 14 Months	2	0.3%	0	0.0%	2	NA
Cases 15 Months	0	0.0%	1	0.2%	-1	NA
Cases 16 Months	2	0.3%	2	0.4%	0	0.0%
Cases 17 Months	0	0.0%	0	0.0%	0	NA
Cases 18 Months	1	0.2%	0	0.0%	1	NA
Cases Over 18 Months	5	0.8%	4	0.8%	1	25.0%
NA	0	0.0%	0	0.0%	0	NA
<b>Total</b>	<b>620</b>	<b>100.0%</b>	<b>531</b>	<b>100.0%</b>	<b>89</b>	<b>16.8%</b>

**Figure 49: CCRB DA Hold Docket - Age of CCRB Cases Based On Incident Date**

	March 2016	
	Count	% of Total
Cases 0-4 Months	1	7.7%
Cases 5-7 Months	2	15.4%
Cases 8 Months	2	15.4%
Cases 9 Months	1	7.7%
Cases 10 Months	0	0.0%
Cases 11 Months	1	7.7%
Cases 12 Months	1	7.7%
Cases 13 Months	1	7.7%
Cases 14 Months	0	0.0%
Cases 15 Months	1	7.7%
Cases 16 Months	1	7.7%
Cases 17 Months	0	0.0%
Cases 18 Months	0	0.0%
Cases Over 18 Months	2	15.4%
NA	0	0.0%
<b>Total</b>	<b>13</b>	<b>100.0%</b>

**Figure 50: Disposition of Force Allegations (YTD 2016)**

Force Allegation	Substantiated		Exonerated		Unsubstantiated		Unfounded		Officer Unidentified		Miscellaneous	
	Count	%	Count	%	Count	%	Count	%	Count	%	Count	%
Gun Pointed	1	3.4%	21	72.4%	4	13.8%	2	6.9%	1	3.4%	0	0%
Gun fired	0	0.0%	0	0.0%	0	0.0%	0	0.0%	0	0.0%	0	0.0%
Nightstick as club (incl asp & baton)	1	6.2%	9	56.2%	1	6.2%	5	31.2%	0	0%	0	0%
Gun as club	0	0%	0	0%	0	0%	1	100%	0	0%	0	0%
Radio as club	0	0.0%	0	0.0%	0	0.0%	0	0.0%	0	0.0%	0	0.0%
Flashlight as club	0	0.0%	0	0.0%	0	0.0%	0	0.0%	0	0.0%	0	0.0%
Police shield	0	0.0%	0	0.0%	0	0.0%	0	0.0%	0	0.0%	0	0.0%
Vehicle	0	0%	0	0%	2	40%	3	60%	0	0%	0	0%
Other blunt instrument as a club	0	0%	0	0%	1	33.3%	2	66.7%	0	0%	0	0%
Hit against inanimate object	2	25%	1	12.5%	2	25%	3	37.5%	0	0%	0	0%
Chokehold	1	3.8%	0	0%	15	57.7%	5	19.2%	5	19.2%	0	0%
Pepper spray	0	0%	8	61.5%	2	15.4%	1	7.7%	2	15.4%	0	0%
Physical force	11	3.6%	113	36.8%	99	32.2%	52	16.9%	30	9.8%	2	0.7%
Handcuffs too tight	1	11.1%	0	0%	4	44.4%	4	44.4%	0	0%	0	0%
Nonlethal restraining device	0	0%	5	62.5%	1	12.5%	2	25%	0	0%	0	0%
Animal	0	0%	1	100%	0	0%	0	0%	0	0%	0	0%
Other	1	3.2%	0	0%	14	45.2%	5	16.1%	11	35.5%	0	0%
<b>Total</b>	<b>18</b>	<b>3.9%</b>	<b>158</b>	<b>34.6%</b>	<b>145</b>	<b>31.7%</b>	<b>85</b>	<b>18.6%</b>	<b>49</b>	<b>10.7%</b>	<b>2</b>	<b>0.4%</b>

**Figure 51: Disposition of Abuse of Authority Allegations (YTD 2016)**

Abuse of Authority Allegation	Substantiated		Exonerated		Unsubstantiated		Unfounded		Officer Unidentified		Miscellaneous	
	Count	%	Count	%	Count	%	Count	%	Count	%	Count	%
Gun Drawn	0	0%	3	27.3%	7	63.6%	0	0%	1	9.1%	0	0%
Strip-searched	4	33.3%	2	16.7%	4	33.3%	1	8.3%	1	8.3%	0	0%
Vehicle stop	2	2.9%	42	60%	23	32.9%	0	0%	3	4.3%	0	0%
Vehicle search	14	25.5%	12	21.8%	22	40%	2	3.6%	5	9.1%	0	0%
Premises entered and/or searched	23	19%	71	58.7%	22	18.2%	1	0.8%	4	3.3%	0	0%
Threat of summons	0	0%	4	28.6%	7	50%	1	7.1%	2	14.3%	0	0%
Threat of arrest	7	8.5%	28	34.1%	32	39%	5	6.1%	10	12.2%	0	0%
Threat to notify ACS	0	0%	2	33.3%	3	50%	1	16.7%	0	0%	0	0%
Threat of force (verbal or physical)	4	6.3%	7	11.1%	34	54%	9	14.3%	9	14.3%	0	0%
Threat to damage/seize property	0	0%	4	36.4%	5	45.5%	1	9.1%	1	9.1%	0	0%
Property damaged	5	15.6%	4	12.5%	15	46.9%	4	12.5%	4	12.5%	0	0%
Refusal to process civilian complaint	4	36.4%	0	0%	6	54.5%	0	0%	1	9.1%	0	0%
Refusal to provide name/shield number	16	13.3%	0	0%	72	60%	24	20%	8	6.7%	0	0%
Retaliatory arrest	2	66.7%	1	33.3%	0	0%	0	0%	0	0%	0	0%
Retaliatory summons	10	100%	0	0%	0	0%	0	0%	0	0%	0	0%
Refusal to obtain medical treatment	12	38.7%	0	0%	9	29%	7	22.6%	3	9.7%	0	0%
Improper dissemination of medical info	0	0.0%	0	0.0%	0	0.0%	0	0.0%	0	0.0%	0	0.0%
Other	23	46.9%	7	14.3%	16	32.7%	2	4.1%	1	2%	0	0%
Seizure of property	0	0%	5	55.6%	3	33.3%	1	11.1%	0	0%	0	0%
Failure to show search warrant	5	33.3%	0	0%	9	60%	1	6.7%	0	0%	0	0%
Frisk	35	46.7%	9	12%	20	26.7%	1	1.3%	10	13.3%	0	0%
Search (of person)	33	36.3%	10	11%	34	37.4%	2	2.2%	12	13.2%	0	0%
Stop	50	37.9%	47	35.6%	23	17.4%	1	0.8%	11	8.3%	0	0%
Question	7	23.3%	15	50%	8	26.7%	0	0%	0	0%	0	0%
Refusal to show arrest warrant	0	0.0%	0	0.0%	0	0.0%	0	0.0%	0	0.0%	0	0.0%
<b>Total</b>	<b>256</b>	<b>24.3%</b>	<b>273</b>	<b>25.9%</b>	<b>374</b>	<b>35.5%</b>	<b>64</b>	<b>6.1%</b>	<b>86</b>	<b>8.2%</b>	<b>0</b>	<b>0%</b>



**Figure 52: Disposition of Discourtesy Allegations (YTD 2016)**

Discourtesy Allegation	Substantiated		Exonerated		Unsubstantiated		Unfounded		Officer Unidentified		Miscellaneous	
	Count	%	Count	%	Count	%	Count	%	Count	%	Count	%
Word	20	7.3%	6	2.2%	163	59.3%	42	15.3%	43	15.6%	1	0.4%
Gesture	0	0%	0	0%	0	0%	0	0%	1	100%	0	0%
Demeanor/tone	0	0.0%	0	0.0%	0	0.0%	0	0.0%	0	0.0%	0	0.0%
Action	5	15.2%	1	3%	23	69.7%	3	9.1%	1	3%	0	0%
Other	0	0%	0	0%	1	100%	0	0%	0	0%	0	0%
<b>Total</b>	<b>25</b>	<b>8.1%</b>	<b>7</b>	<b>2.3%</b>	<b>187</b>	<b>60.3%</b>	<b>45</b>	<b>14.5%</b>	<b>45</b>	<b>14.5%</b>	<b>1</b>	<b>0.3%</b>

**Figure 53: Disposition of Offensive Language Allegations (YTD 2016)**

Offensive Language Allegation	Substantiated		Exonerated		Unsubstantiated		Unfounded		Officer Unidentified		Miscellaneous	
	Count	%	Count	%	Count	%	Count	%	Count	%	Count	%
Race	0	0%	0	0%	18	75%	4	16.7%	2	8.3%	0	0%
Ethnicity	0	0%	0	0%	6	75%	1	12.5%	1	12.5%	0	0%
Religion	0	0.0%	0	0.0%	0	0.0%	0	0.0%	0	0.0%	0	0.0%
Gender	1	7.7%	0	0%	7	53.8%	5	38.5%	0	0%	0	0%
Sexual orientation	1	14.3%	0	0%	4	57.1%	2	28.6%	0	0%	0	0%
Physical disability	1	100%	0	0%	0	0%	0	0%	0	0%	0	0%
Other	0	0%	0	0%	1	33.3%	1	33.3%	1	33.3%	0	0%
<b>Total</b>	<b>3</b>	<b>5.4%</b>	<b>0</b>	<b>0%</b>	<b>36</b>	<b>64.3%</b>	<b>13</b>	<b>23.2%</b>	<b>4</b>	<b>7.1%</b>	<b>0</b>	<b>0%</b>

**Figure 54: Administrative Prosecutions Unit Open Docket (March 2016)**

<b>Case Stage</b>	<b>Cases</b>	<b>Percent</b>
Awaiting filing of charges	17	8%
Charges filed, awaiting service	53	26%
Charges served, CORD/SoEH/DCS pending	11	5%
Charges served, Conference Date Requested	7	3%
Calendered for court appearance	29	14%
Case Off Calendar - Subsequent Appearance Pending	9	4%
Trial scheduled	43	21%
Trial commenced	4	2%
Plea agreed - paperwork pending	28	14%
<b>Total</b>	<b>201</b>	<b>100%</b>

CORD is the CO's Report on MOS facing discipline.  
 SoEH is the Summary of Employment History.  
 DCS is the Disciplinary Cover Sheet.

**Figure 55: Administrative Prosecutions Unit Cases Awaiting Final Disposition (March 2016)**

<b>Case Stage</b>	<b>Cases</b>	<b>Percent</b>
Disposition modified, awaiting final disp.	0	0%
Plea filed - awaiting approval by PC	68	48%
Verdict rendered - awaiting approval by PC	39	28%
Verdict rendered - Fogel response due	10	7%
Trial completed, awaiting verdict	24	17%
<b>Total</b>	<b>141</b>	<b>100%</b>

A Fogel response is a letter to the Trial Commissioner with comments from the CCRB on the Trial Commissioner's report and recommendation.