

**DAILY REPORT**

1/6/2022

(Data from Wednesday, January 05, 2022)

Code Blue

SINGLE ADULTS	
Drop-in Center Clients Served	456
Drop-in Center Overnight Census	147
Faith Bed Census	19
Outreach Contacts	253
Outreach Placements	8
Safe Haven Utilization	1167
Veterans In Short-term Housing	177
Criminal Justice Short-term Housing	90

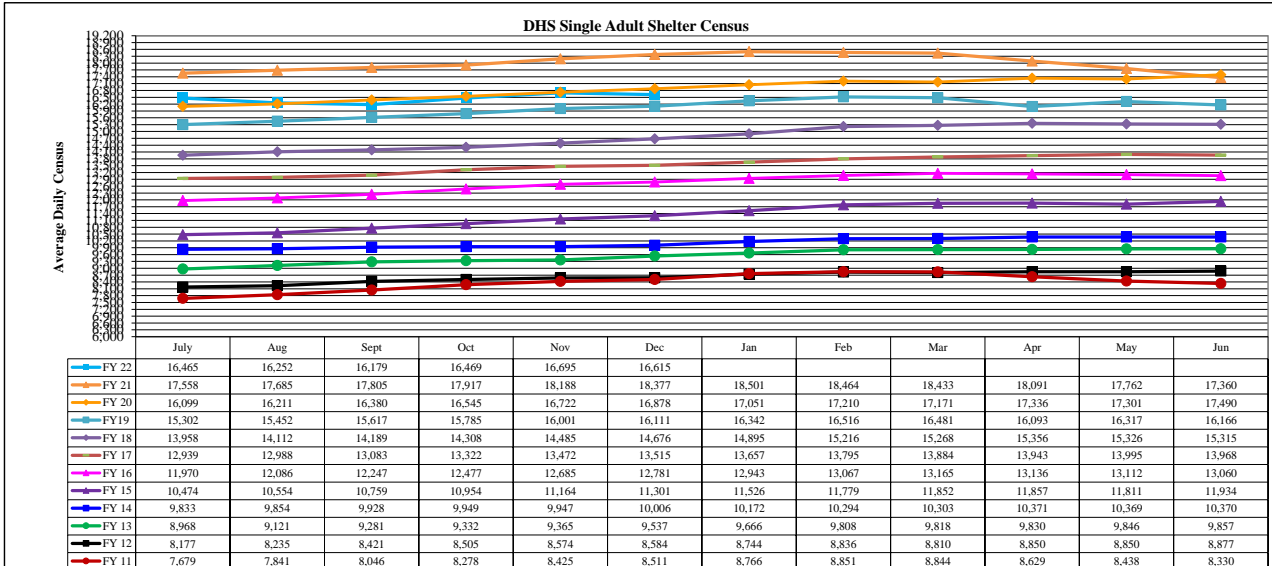
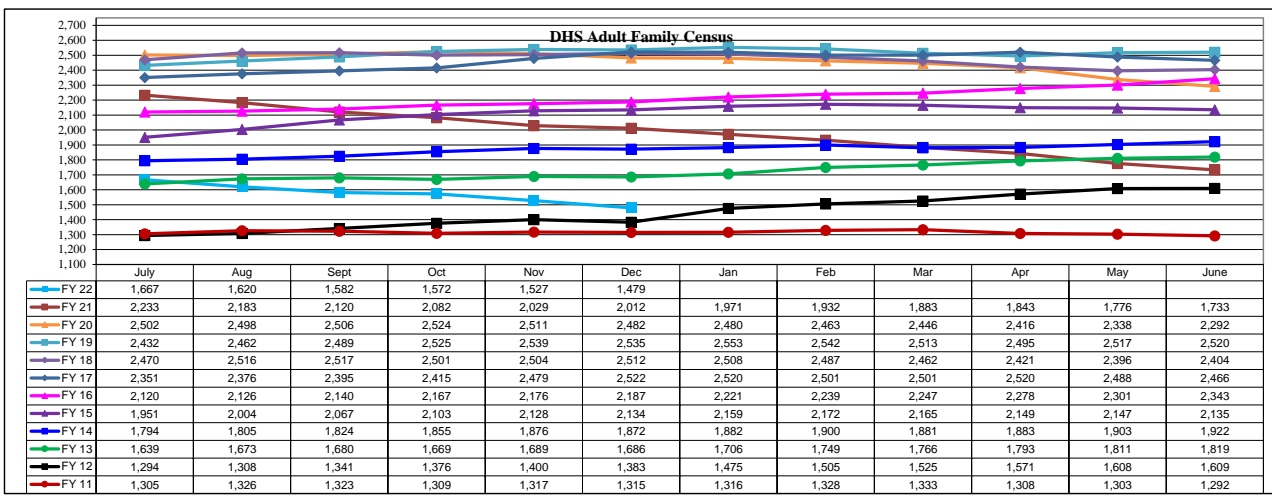
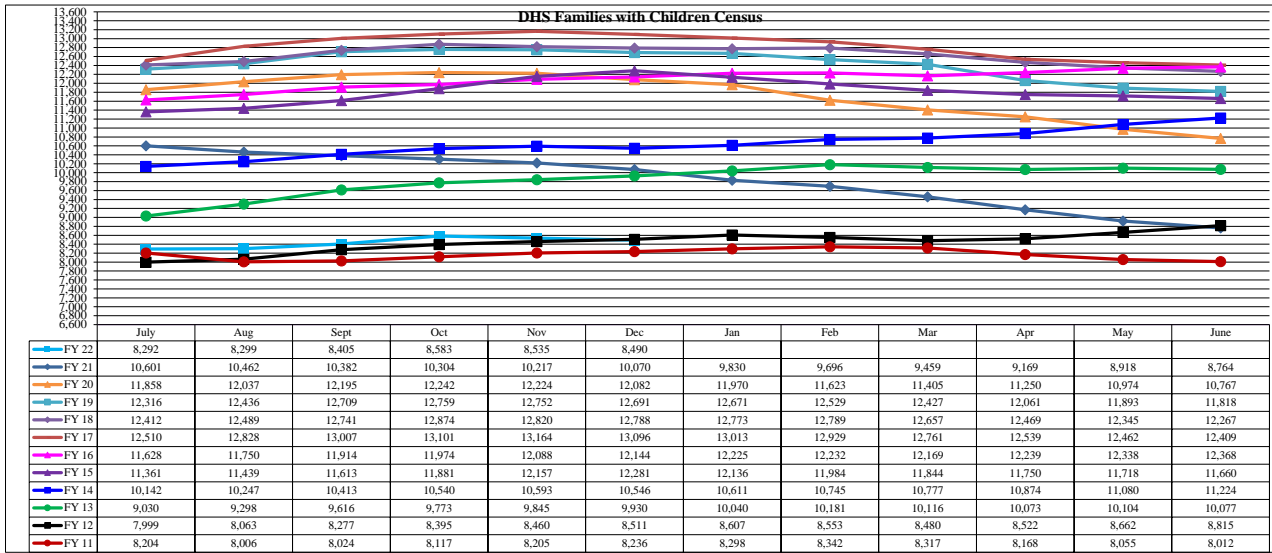
FAMILY INTAKE	
Families Requesting Temporary Housing at PATH	113
Adult Families Requesting Temporary Housing at AFIC	16
Families Placed in Overnight Accommodations	0
Families w/children at PATH Overnight (pre 10PM)	0

TOTAL SHELTER CENSUS	
Adults	30,682
Children	14,613
<b>Total Individuals</b>	<b>45,295</b>

SINGLE ADULTS	
Men	12,488
Women	4,032
<b>Total Single Adults</b>	<b>16,520</b>

FAMILIES WITH CHILDREN	
<b>Families</b>	8,435
Adults	11,129
Children	14,613
<b>Individuals</b>	<b>25,742</b>

ADULT FAMILIES CENSUS	
<b>Families</b>	1,451
<b>Individuals (Adults)</b>	<b>3,033</b>



\*Due to data conversion the average monthly census for December 2011 and January 2012 for Families with Children and Adult Families is based upon data for a partial month.