

DAILY REPORT

10/28/2021

(Data from Wednesday, October 27, 2021)

SINGLE ADULTS	
Drop-in Center Clients Served	461
Drop-in Center Overnight Census	162
Faith Bed Census	23
Outreach Contacts	275
Outreach Placements	14
Safe Haven Utilization	1112
Veterans In Short-term Housing	114
Criminal Justice Short-term Housing	107

FAMILY INTAKE	
Families Requesting Temporary Housing at PATH	122
Adult Families Requesting Temporary Housing at AFIC	23
Families Placed in Overnight Accommodations	0
Families w/children at PATH Overnight (pre 10PM)	0

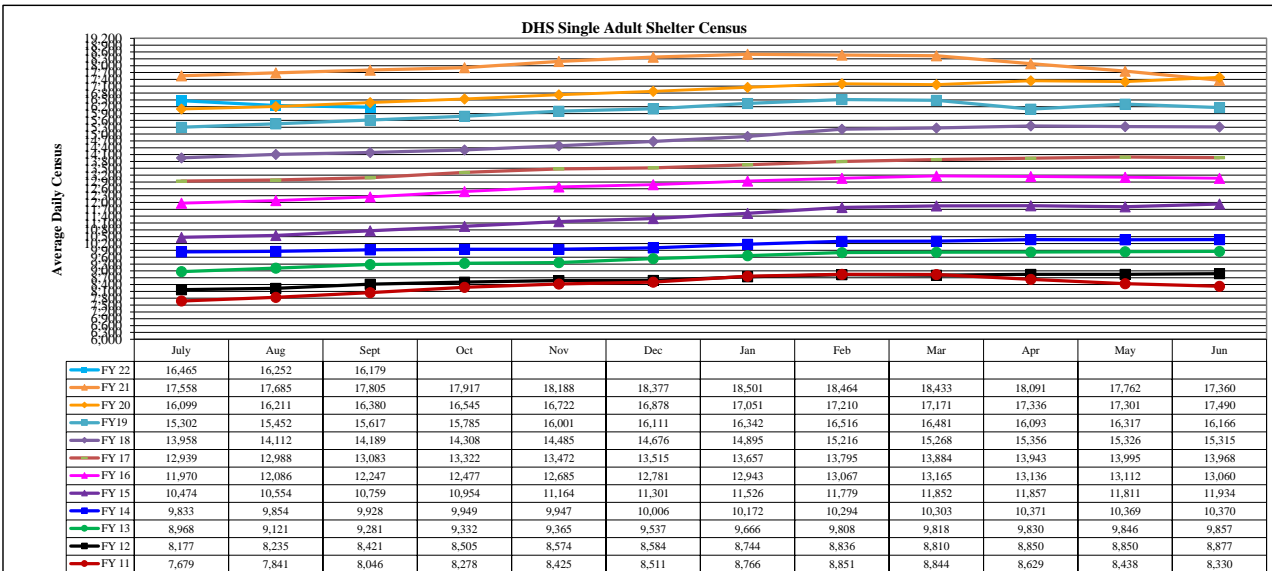
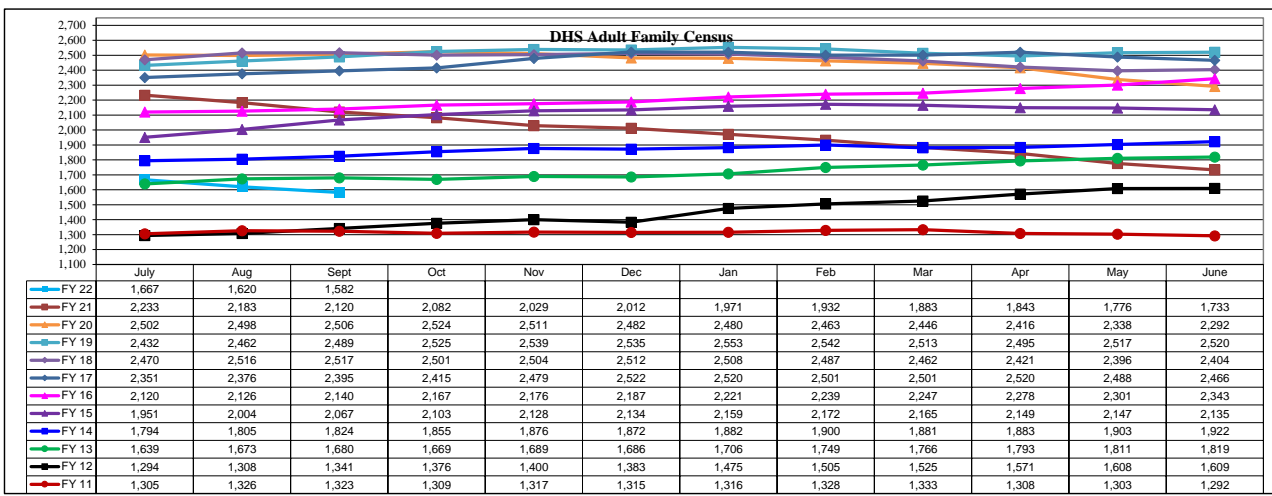
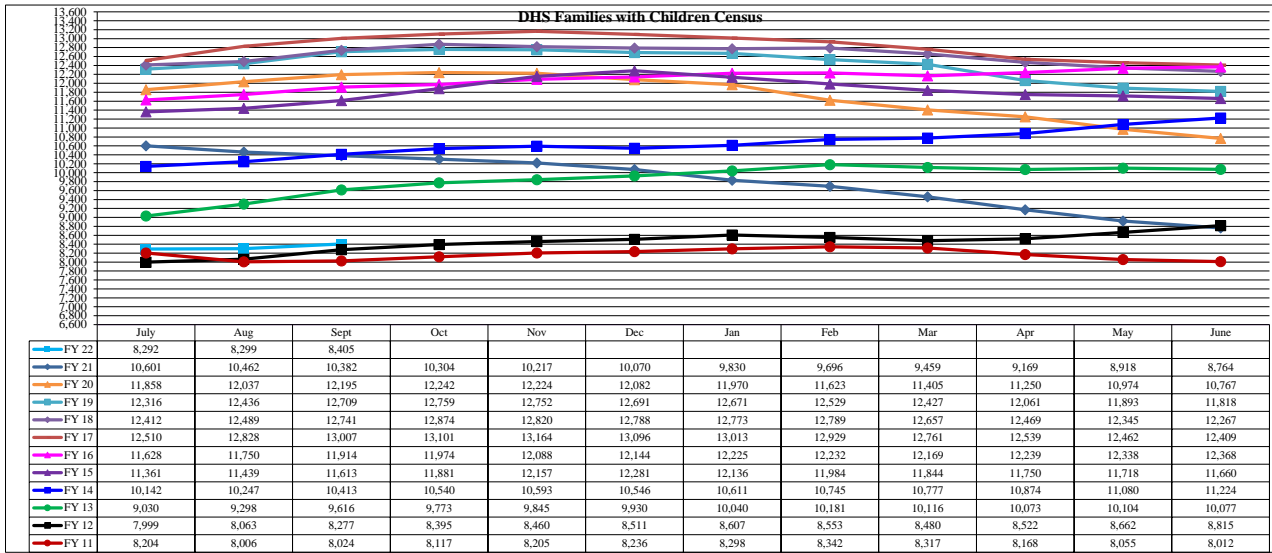
TOTAL SHELTER CENSUS	
Adults	31,090
Children	14,921
Total Individuals	46,011

SINGLE ADULTS	
Men	12,425
Women	4,141
Total Single Adults	16,566

FAMILIES WITH CHILDREN	
Families	8,599
Adults	11,260
Children	14,921
Individuals	26,181

ADULT FAMILIES CENSUS	
Families	1,559
Individuals (Adults)	3,264

x



*Due to data conversion the average monthly census for December 2011 and January 2012 for Families with Children and Adult Families is based upon data for a partial month.