

DAILY REPORT

5/28/2021

(Data from Thursday, May 27, 2021)

| SINGLE ADULTS | |
|-------------------------------------|------|
| Drop-in Center Clients Served | |
| Drop-in Center Overnight Census | |
| Faith Bed Census | |
| Outreach Contacts | 304 |
| Outreach Placements | 6 |
| Safe Haven Utilization | 1076 |
| Veterans In Short-term Housing | 201 |
| Criminal Justice Short-term Housing | 101 |

| FAMILY INTAKE | |
|---|----|
| Families Requesting Temporary Housing at PATH | 96 |
| Adult Families Requesting Temporary Housing at AFIC | 10 |
| Families Placed in Overnight Accommodations | 0 |
| Families w/children at PATH Overnight (pre 10PM) | 0 |

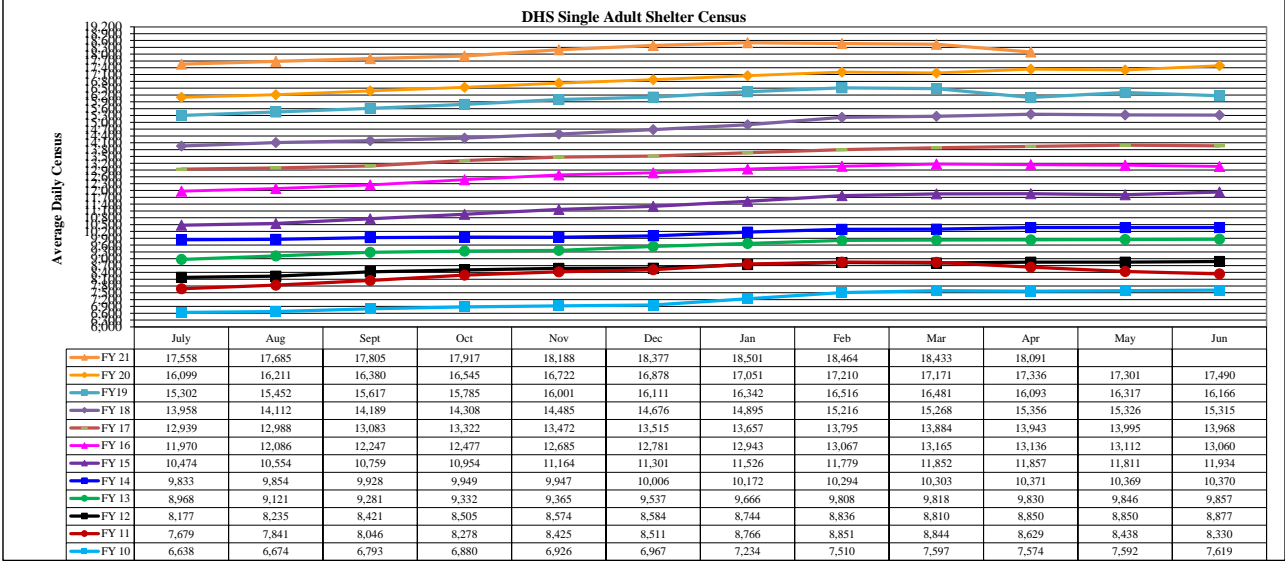
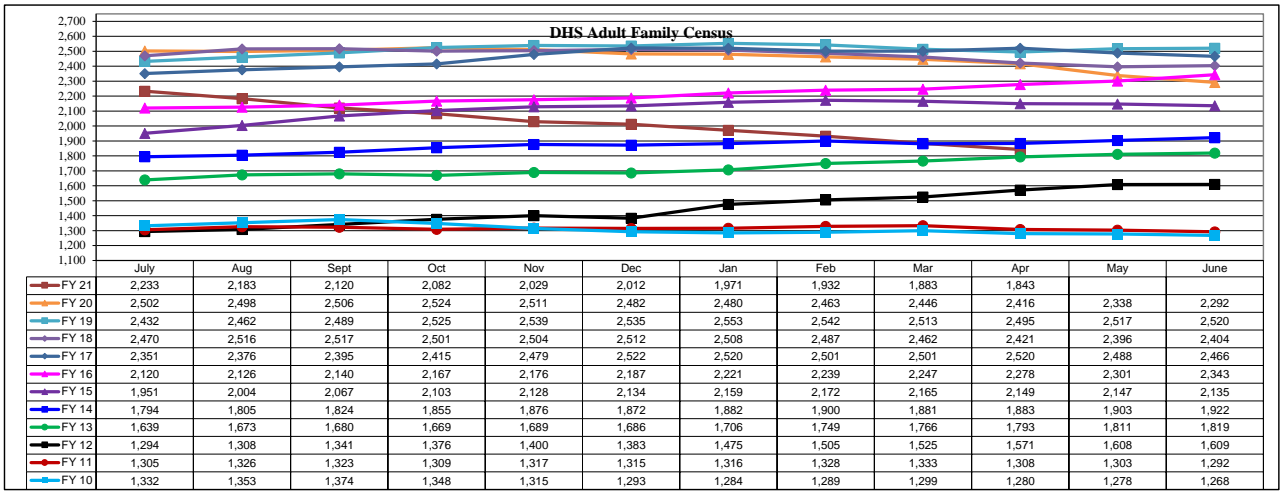
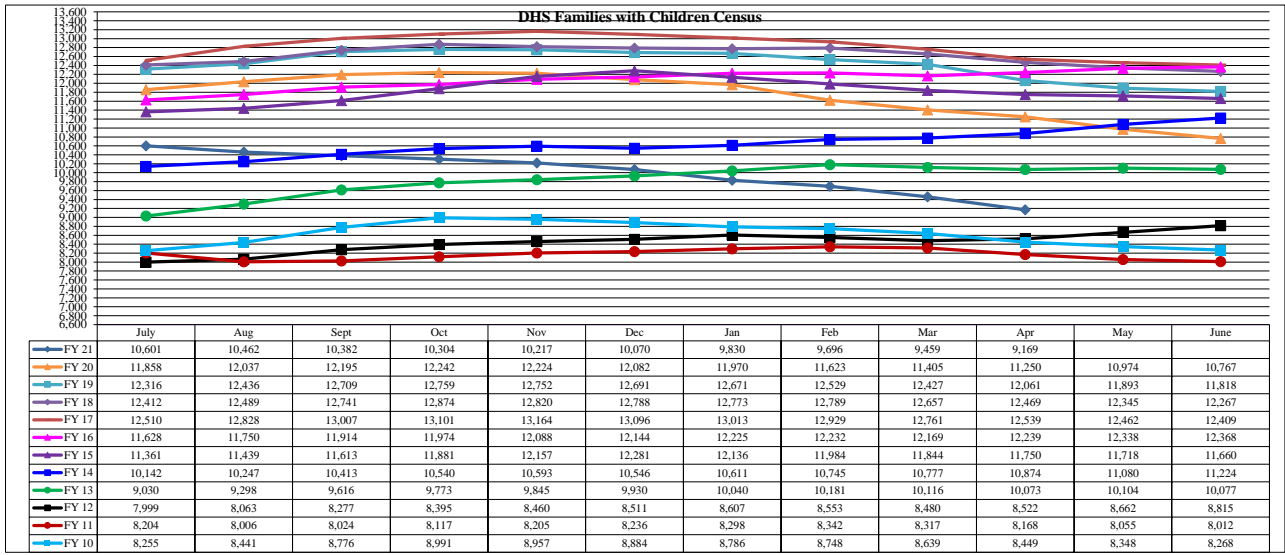
| TOTAL SHELTER CENSUS | |
|--------------------------|---------------|
| Adults | 32,868 |
| Children | 15,372 |
| Total Individuals | 48,240 |

| SINGLE ADULTS | |
|----------------------------|---------------|
| Men | 13,312 |
| Women | 4,289 |
| Total Single Adults | 17,601 |

| FAMILIES WITH CHILDREN | |
|------------------------|---------------|
| Families | 8,845 |
| Adults | 11,592 |
| Children | 15,372 |
| Individuals | 26,964 |

| ADULT FAMILIES CENSUS | |
|-----------------------------|--------------|
| Families | 1,750 |
| Individuals (Adults) | 3,675 |

x



*Due to data conversion the average monthly census for December 2011 and January 2012 for Families with Children and Adult Families is based upon data for a partial month.