

**DAILY REPORT**

11/21/2022

(Data from Sunday, November 20, 2022)

SINGLE ADULTS	
Drop-in Center Clients Served	542
Drop-in Center Overnight Census	216
Faith Bed Census	19
Outreach Contacts	309
Outreach Placements	17
Safe Haven Utilization	1504
Veterans In Short-term Housing	215
Criminal Justice Short-term Housing (Note: This count is also included in the <b>TOTAL SHELTER CENSUS</b> )	162

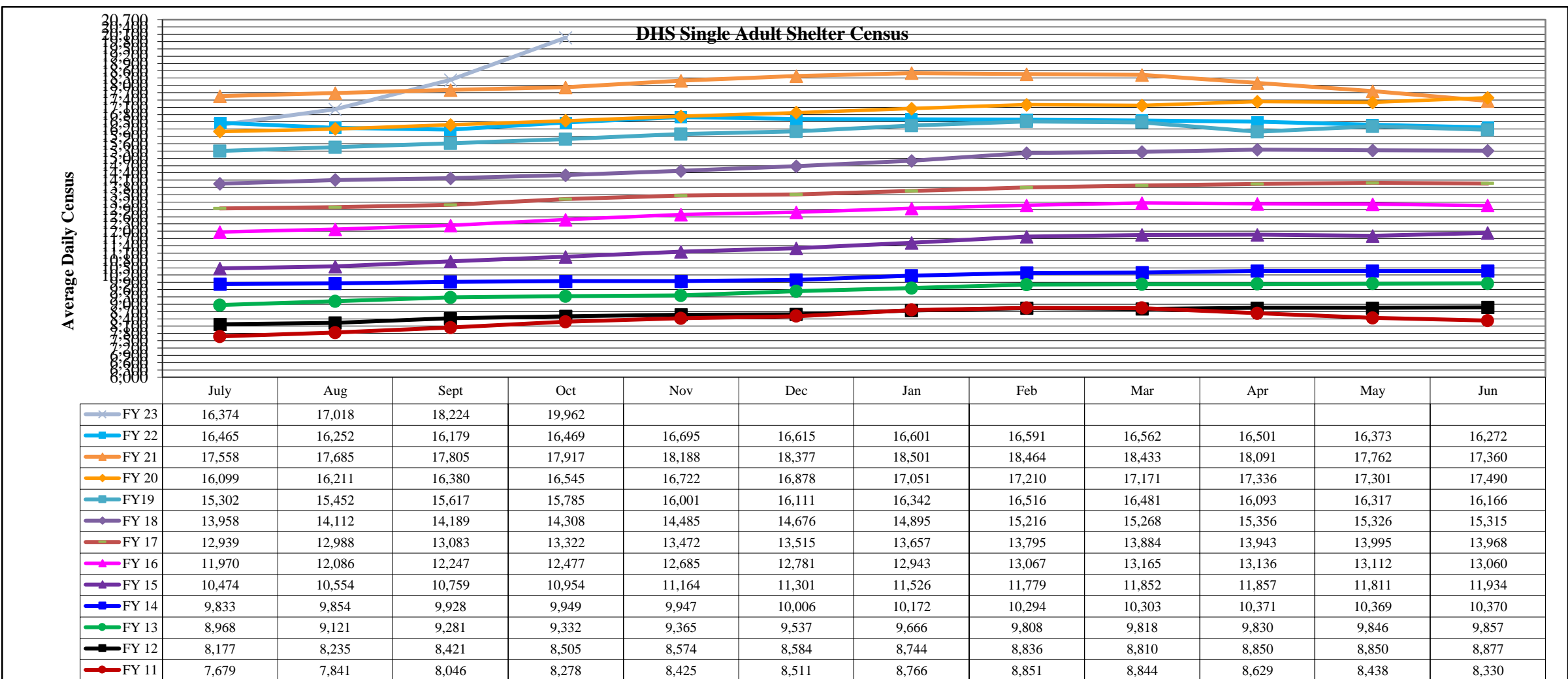
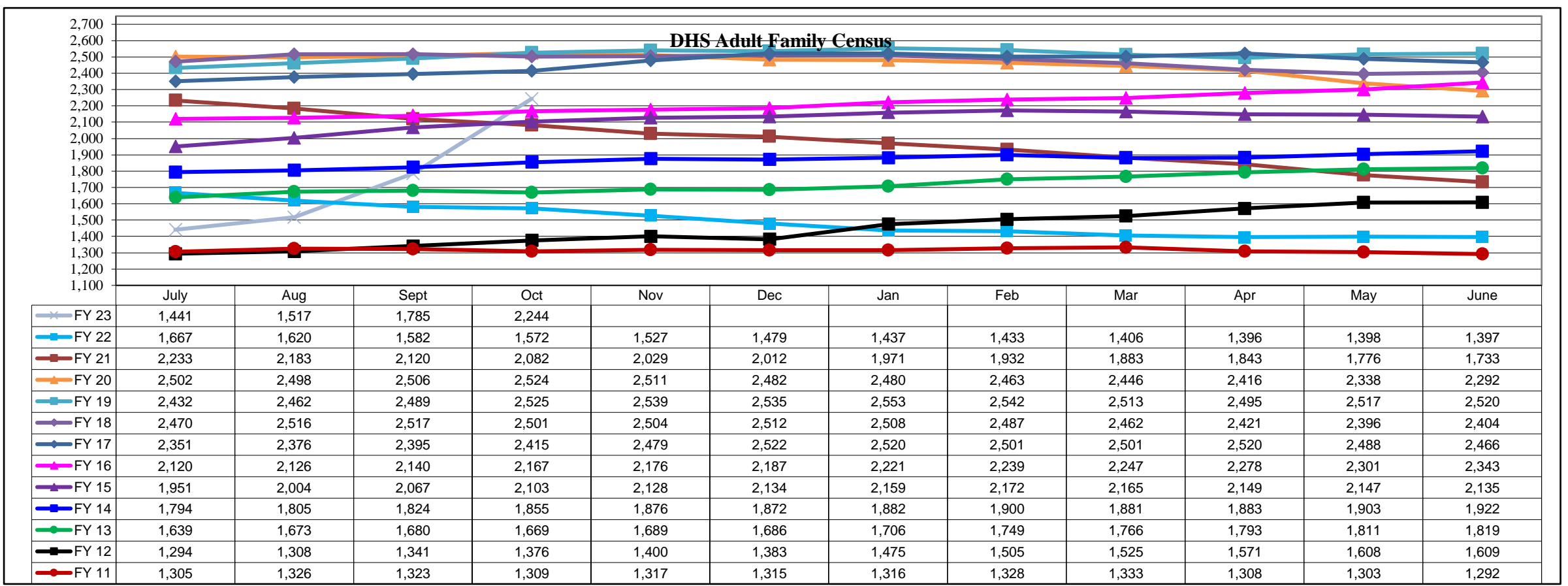
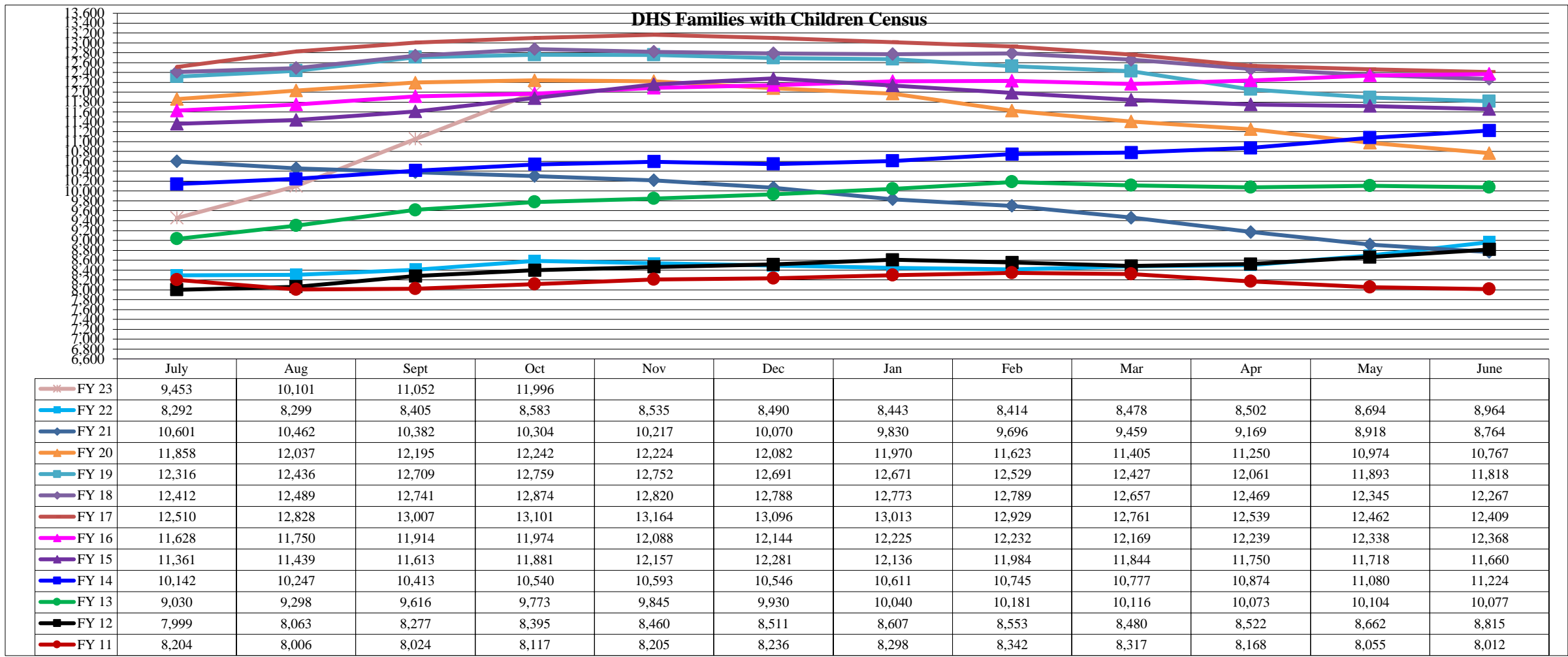
FAMILY INTAKE	
Families Requesting Temporary Housing at PATH	61
Adult Families Requesting Temporary Housing at AFIC	13
Families Placed in Overnight Accommodations	0
Families w/children at PATH Overnight (pre 10PM)	0

TOTAL SHELTER CENSUS	
Adults	43,255
Children	20,855
<b>Total Individuals</b>	<b>64,110</b>

SINGLE ADULTS	
Men	15,725
Women	4,428
<b>Total Single Adults</b>	<b>20,153</b>

FAMILIES WITH CHILDREN	
<b>Families</b>	12,205
Adults	18,104
Children	20,855
<b>Individuals</b>	<b>38,959</b>

ADULT FAMILIES CENSUS	
<b>Families</b>	2,358
<b>Individuals (Adults)</b>	<b>4,998</b>



\*Due to data conversion the average monthly census for December 2011 and January 2012 for Families with Children and Adult Families is based upon data for a partial month.