

DAILY REPORT

4/7/2020

(Data from Monday, April 06, 2020)

SINGLE ADULTS	
Drop-in Center Clients Served	601
Drop-in Center Overnight Census	220
Faith Bed Census	53
Outreach Contacts	236
Outreach Placements	25
Safe Haven Utilization	1049
Veterans In Short-term Housing	240
Criminal Justice Short-term Housing	212

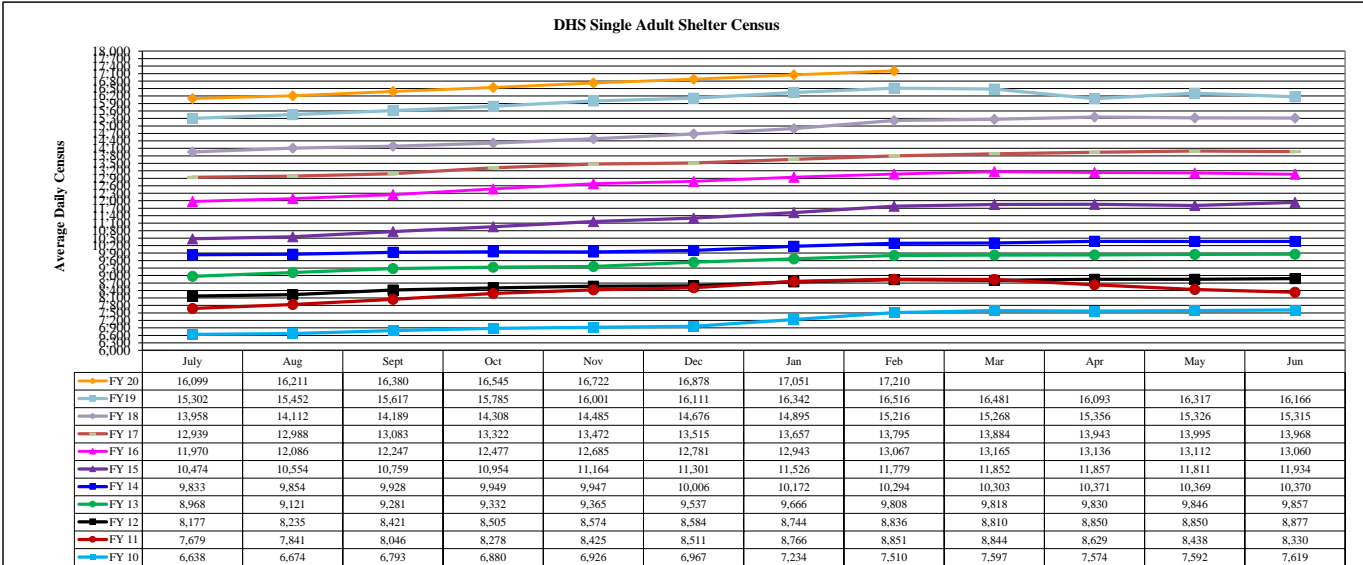
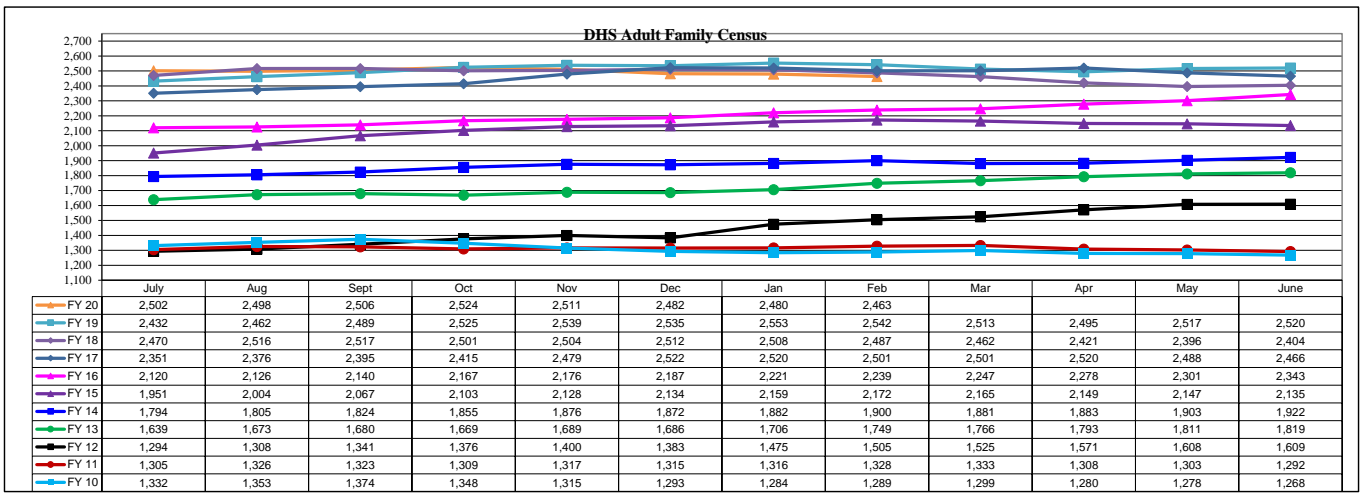
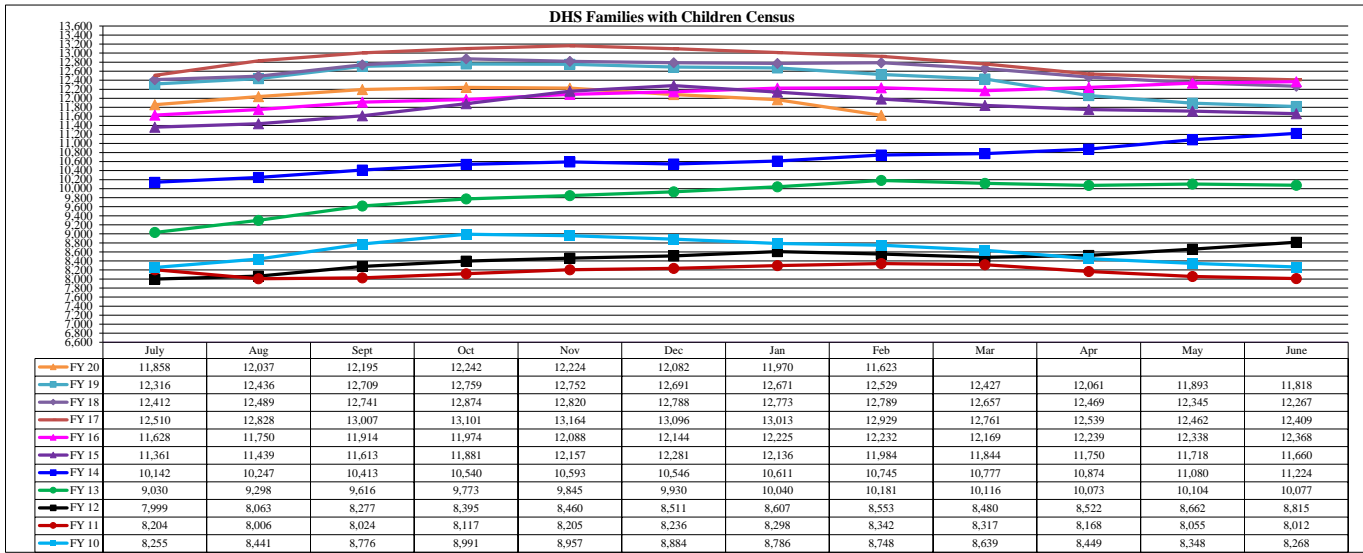
FAMILY INTAKE	
Families Requesting Temporary Housing at PATH	55
Adult Families Requesting Temporary Housing at AFIC	13
Families Placed in Overnight Accommodations	0
Families w/children at PATH Overnight (pre 10PM)	0

TOTAL SHELTER CENSUS	
Adults	37,702
Children	20,278
Total Individuals	57,980

SINGLE ADULT SHELTER CENSUS	
Men	12,669
Women	4,609
Total Single Adults	17,278

FAMILIES WITH CHILDREN CENSUS	
Families	11,414
Adults	15,270
Children	20,278
Individuals	35,548

ADULT FAMILIES CENSUS	
Families	2,448
Individuals (Adults)	5,154



*Due to data conversion the average monthly census for December 2011 and January 2012 for Families with Children and Adult Families is based upon data for a partial month.