

**DAILY REPORT**

10/17/2022

(Data from Sunday, October 16, 2022)

SINGLE ADULTS	
Drop-in Center Clients Served	537
Drop-in Center Overnight Census	178
Faith Bed Census	18
Outreach Contacts	319
Outreach Placements	7
Safe Haven Utilization	1510
Veterans In Short-term Housing	190
Criminal Justice Short-term Housing (Note: This count is also included in the <b>TOTAL SHELTER CENSUS</b> )	192

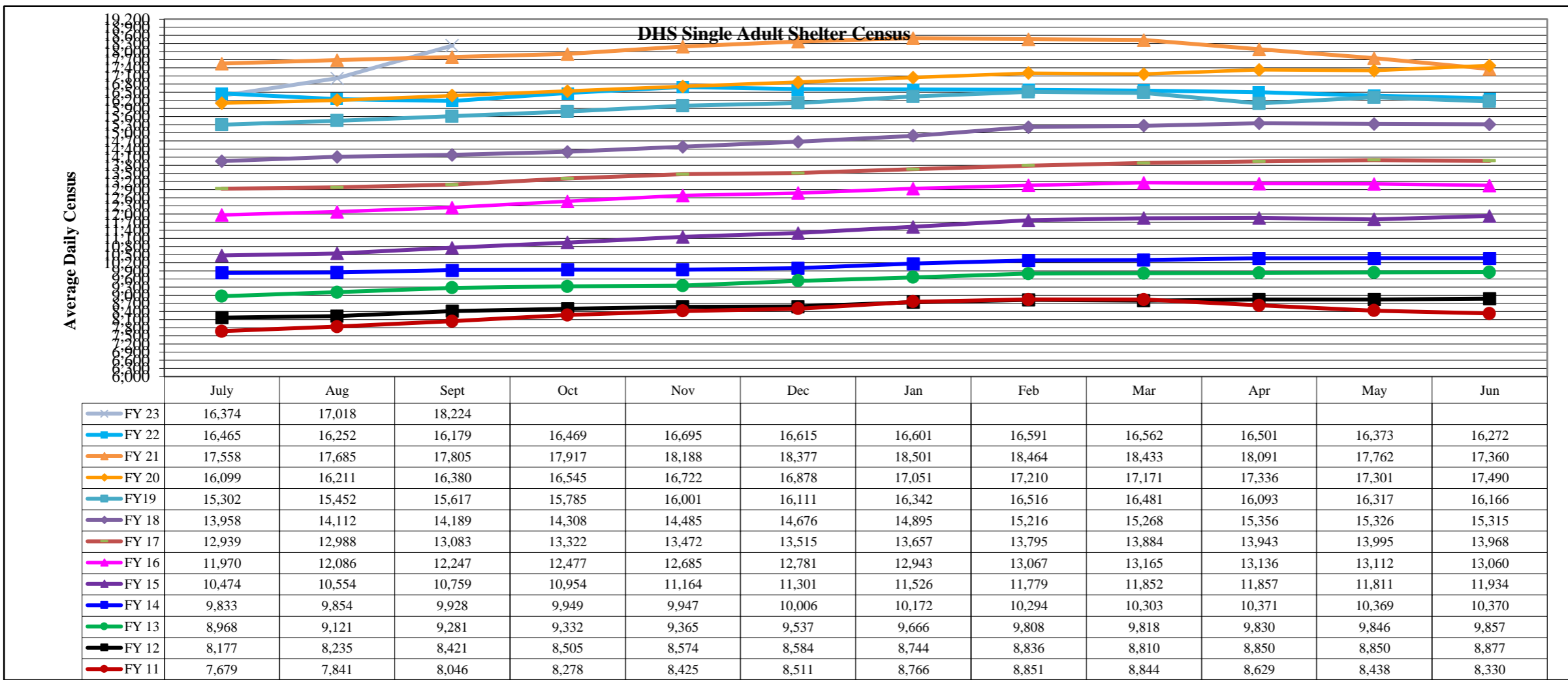
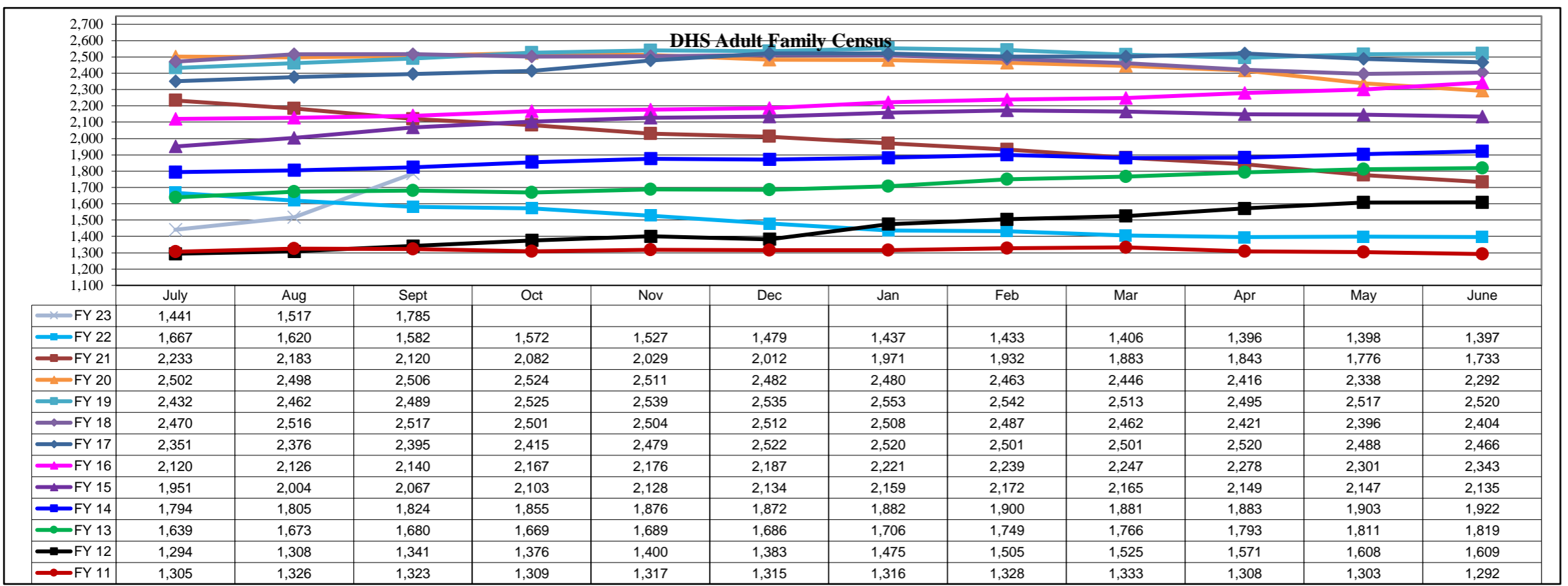
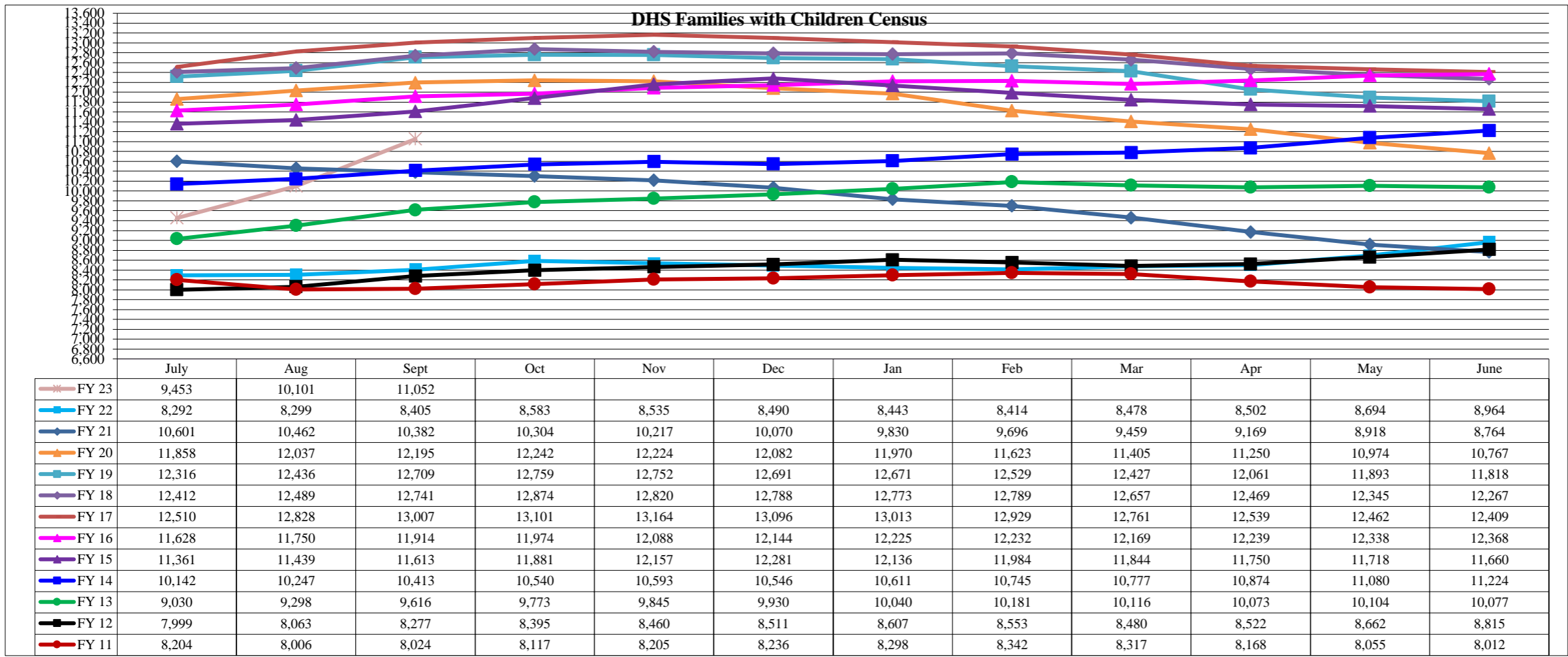
FAMILY INTAKE	
Families Requesting Temporary Housing at PATH	52
Adult Families Requesting Temporary Housing at AFIC	33
Families Placed in Overnight Accommodations	0
Families w/children at PATH Overnight (pre 10PM)	0

TOTAL SHELTER CENSUS	
Adults	42,809
Children	20,554
<b>Total Individuals</b>	<b>63,363</b>

SINGLE ADULTS	
Men	15,780
Women	4,401
<b>Total Single Adults</b>	<b>20,181</b>

FAMILIES WITH CHILDREN	
<b>Families</b>	12,098
Adults	17,816
Children	20,554
<b>Individuals</b>	<b>38,370</b>

ADULT FAMILIES CENSUS	
<b>Families</b>	2,268
<b>Individuals (Adults)</b>	<b>4,812</b>



\*Due to data conversion the average monthly census for December 2011 and January 2012 for Families with Children and Adult Families is based upon data for a partial month.