

DAILY REPORT

3/9/2021

(Data from Monday, March 08, 2021)

Code Blue

SINGLE ADULTS	
Drop-in Center Clients Served	480
Drop-in Center Overnight Census	176
Faith Bed Census	45
Outreach Contacts	342
Outreach Placements	17
Safe Haven Utilization	1137
Veterans In Short-term Housing	213
Criminal Justice Short-term Housing	98

FAMILY INTAKE	
Families Requesting Temporary Housing at PATH	116
Adult Families Requesting Temporary Housing at AFIC	13
Families Placed in Overnight Accommodations	0
Families w/children at PATH Overnight (pre 10PM)	0


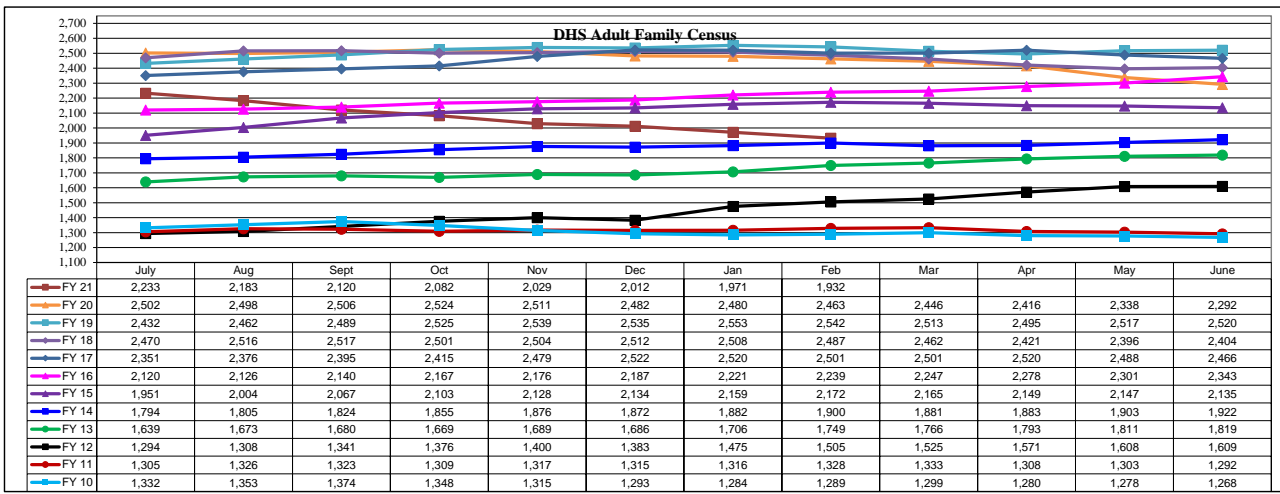
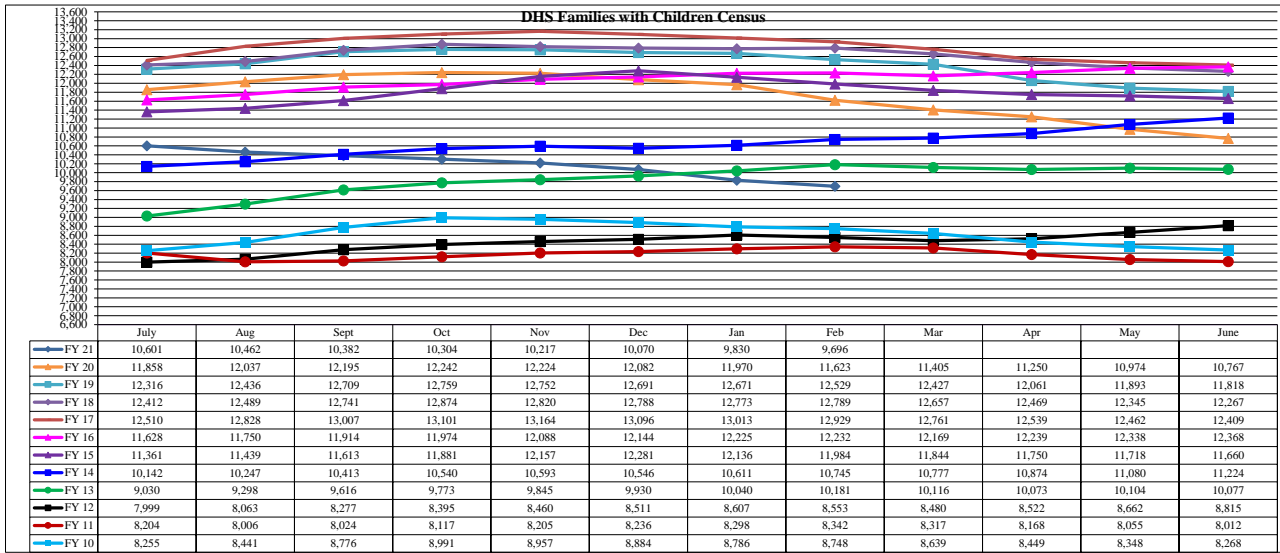
TOTAL SHELTER CENSUS	
Adults	35,161
Children	16,720
Total Individuals	51,881

SINGLE ADULTS	
Men	14,011
Women	4,495
Total Single Adults	18,506

FAMILIES WITH CHILDREN	
Families	9,571
Adults	12,639
Children	16,720
Individuals	29,359

ADULT FAMILIES CENSUS	
Families	1,901
Individuals (Adults)	4,016

x



*Due to data conversion the average monthly census for December 2011 and January 2012 for Families with Children and Adult Families is based upon data for a partial month.