

DAILY REPORT

2/24/2020

(Data from Sunday, February 23, 2020)

SINGLE ADULTS	
Drop-in Center Clients Served	663
Drop-in Center Overnight Census	286
Faith Bed Census	136
Outreach Contacts	312
Outreach Placements	12
Safe Haven Utilization	1063
Veterans In Short-term Housing	246
Criminal Justice Short-term Housing	220

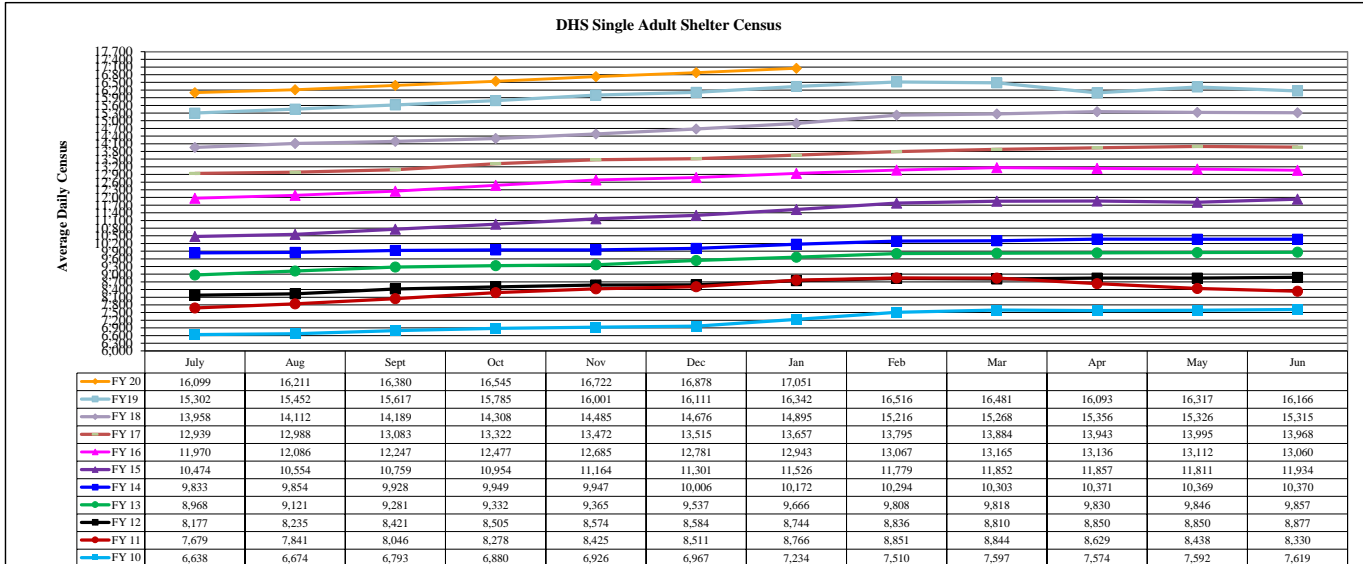
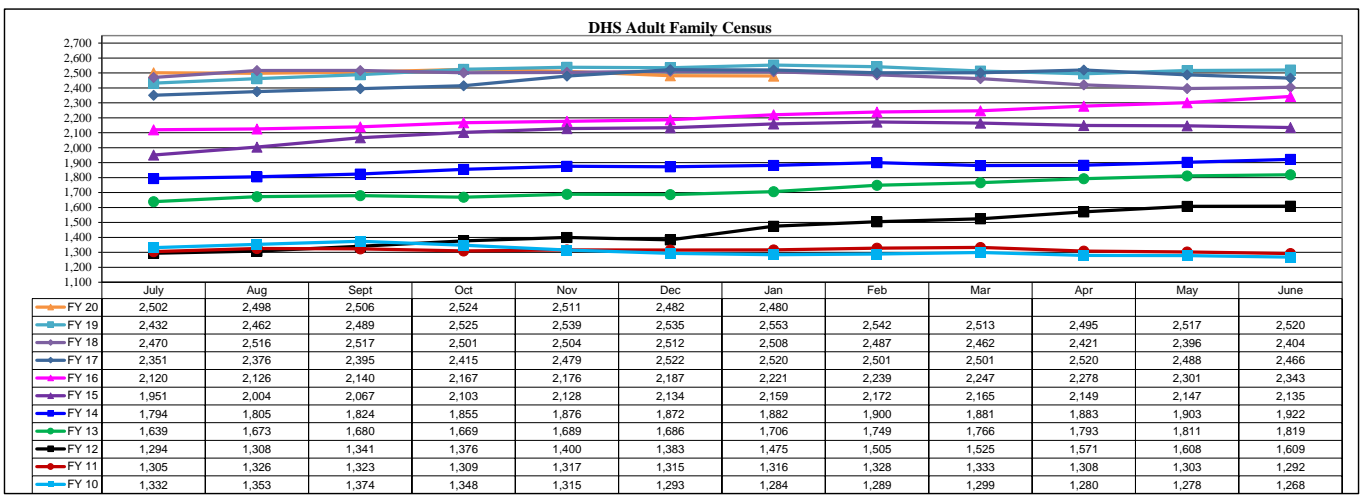
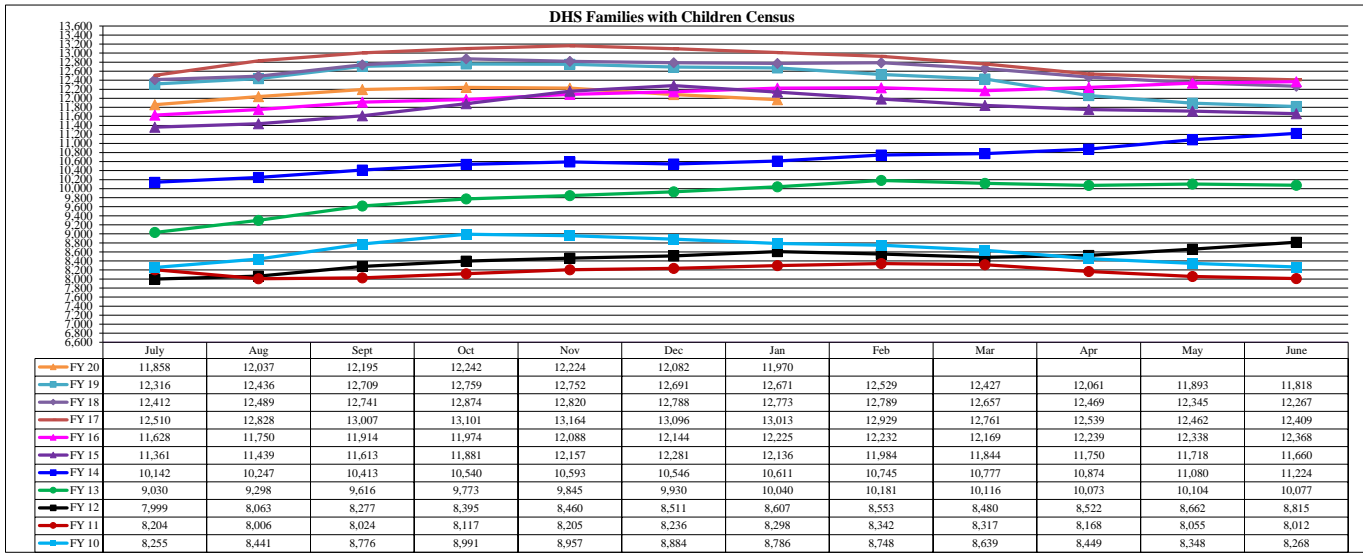
FAMILY INTAKE	
Families Requesting Temporary Housing at PATH	50
Adult Families Requesting Temporary Housing at AFIC	8
Families Placed in Overnight Accommodations	0
Families w/children at PATH Overnight (pre 10PM)	0

TOTAL SHELTER CENSUS	
Adults	38,026
Children	20,748
Total Individuals	58,774

SINGLE ADULT SHELTER CENSUS	
Men	12,583
Women	4,689
Total Single Adults	17,272

FAMILIES WITH CHILDREN CENSUS	
Families	11,579
Adults	15,557
Children	20,748
Individuals	36,305

ADULT FAMILIES CENSUS	
Families	2,466
Individuals (Adults)	5,197



*Due to data conversion the average monthly census for December 2011 and January 2012 for Families with Children and Adult Families is based upon data for a partial month.