

**DAILY REPORT**

5/15/2020

(Data from Thursday, May 14, 2020)

SINGLE ADULTS	
Drop-in Center Clients Served	408
Drop-in Center Overnight Census	101
Faith Bed Census	50
Outreach Contacts	413
Outreach Placements	82
Safe Haven Utilization	1055
Veterans In Short-term Housing	226
Criminal Justice Short-term Housing	127

Incomplete (4)

Incomplete (4)

Incomplete (4)

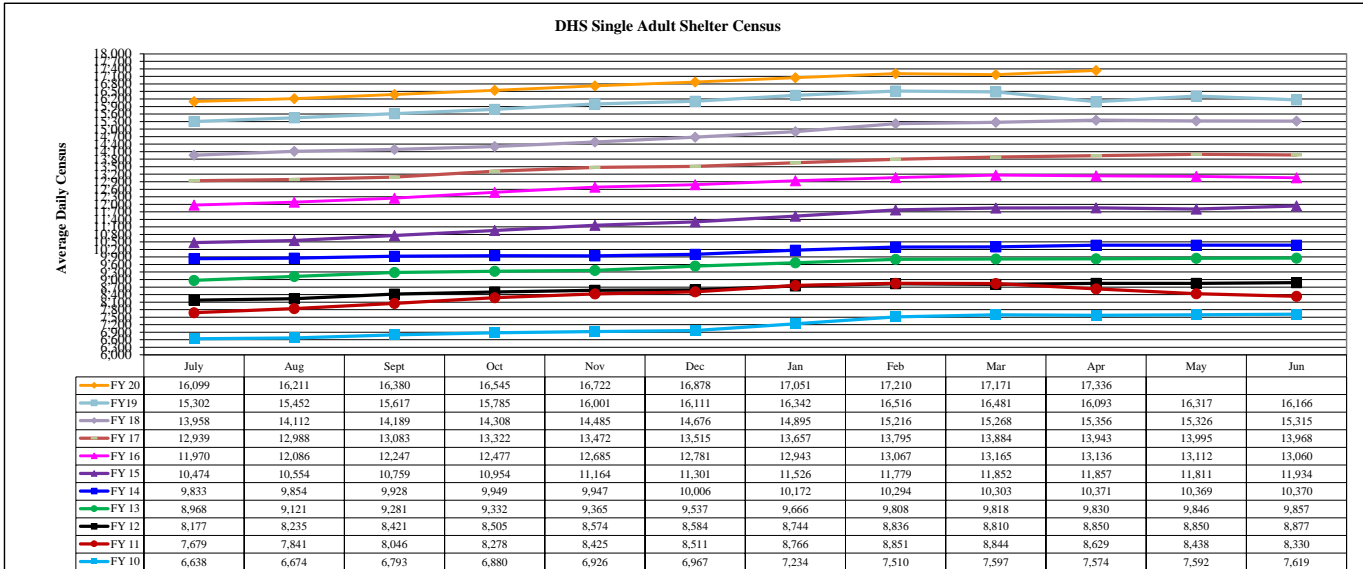
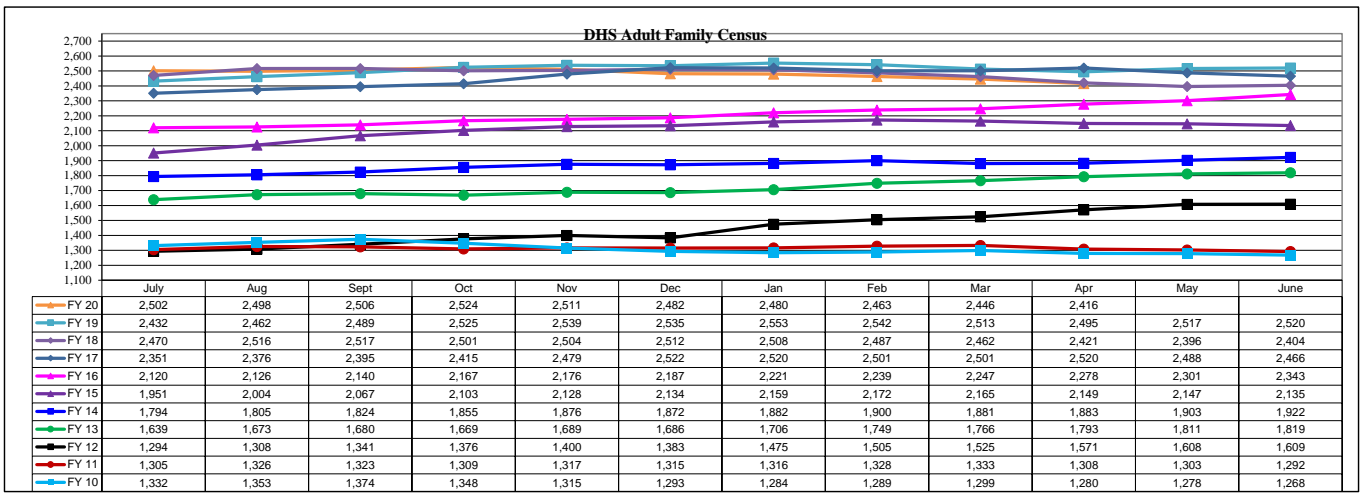
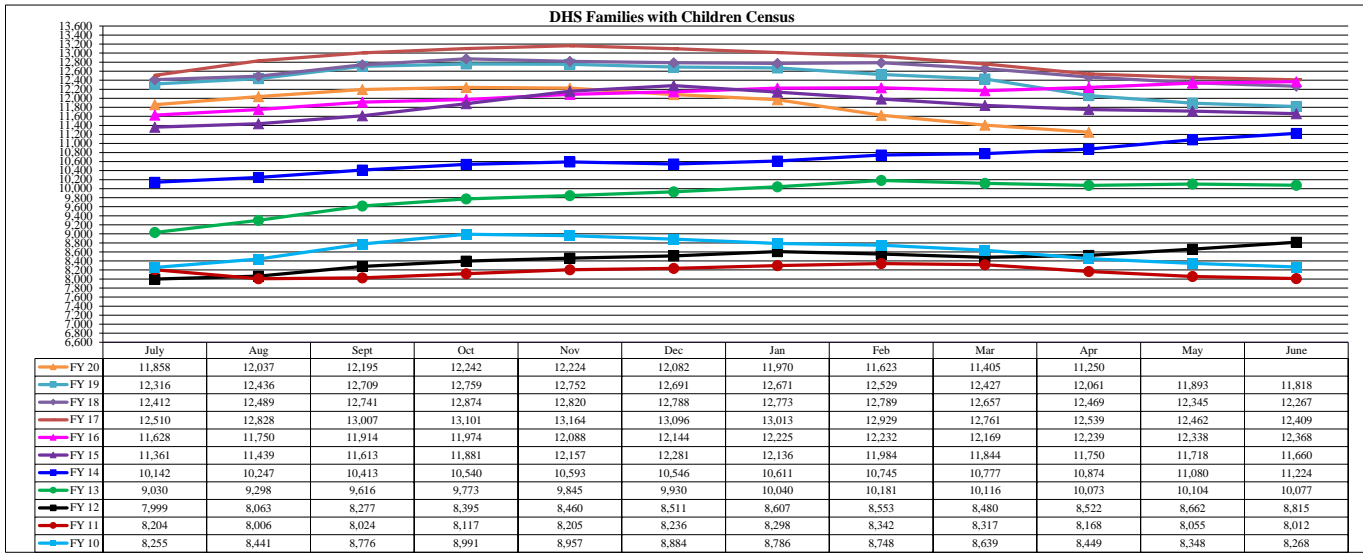
FAMILY INTAKE	
Families Requesting Temporary Housing at PATH	63
Adult Families Requesting Temporary Housing at AFIC	25
Families Placed in Overnight Accommodations	0
Families w/children at PATH Overnight (pre 10PM)	0

TOTAL SHELTER CENSUS	
Adults	36,924
Children	19,628
<b>Total Individuals</b>	<b>56,552</b>

SINGLE ADULT SHELTER CENSUS	
Men	12,790
Women	4,501
<b>Total Single Adults</b>	<b>17,291</b>

FAMILIES WITH CHILDREN CENSUS	
<b>Families</b>	10,978
Adults	14,700
Children	19,628
<b>Individuals</b>	<b>34,328</b>

ADULT FAMILIES CENSUS	
<b>Families</b>	2,335
<b>Individuals (Adults)</b>	<b>4,933</b>



\*Due to data conversion the average monthly census for December 2011 and January 2012 for Families with Children and Adult Families is based upon data for a partial month.