

DAILY REPORT

1/25/2023

(Data from Tuesday, January 24, 2023)

Code Blue

SINGLE ADULTS	
Drop-in Center Clients Served	340
Drop-in Center Overnight Census	161
Faith Bed Census	8
Outreach Contacts	173
Outreach Placements	19
Safe Haven Utilization	1542
Veterans In Short-term Housing	233
Criminal Justice Short-term Housing (Note: This count is also included in the TOTAL SHELTER CENSUS)	150

4 of 5 sites reporting

4 of 5 sites reporting

4 of 5 sites reporting

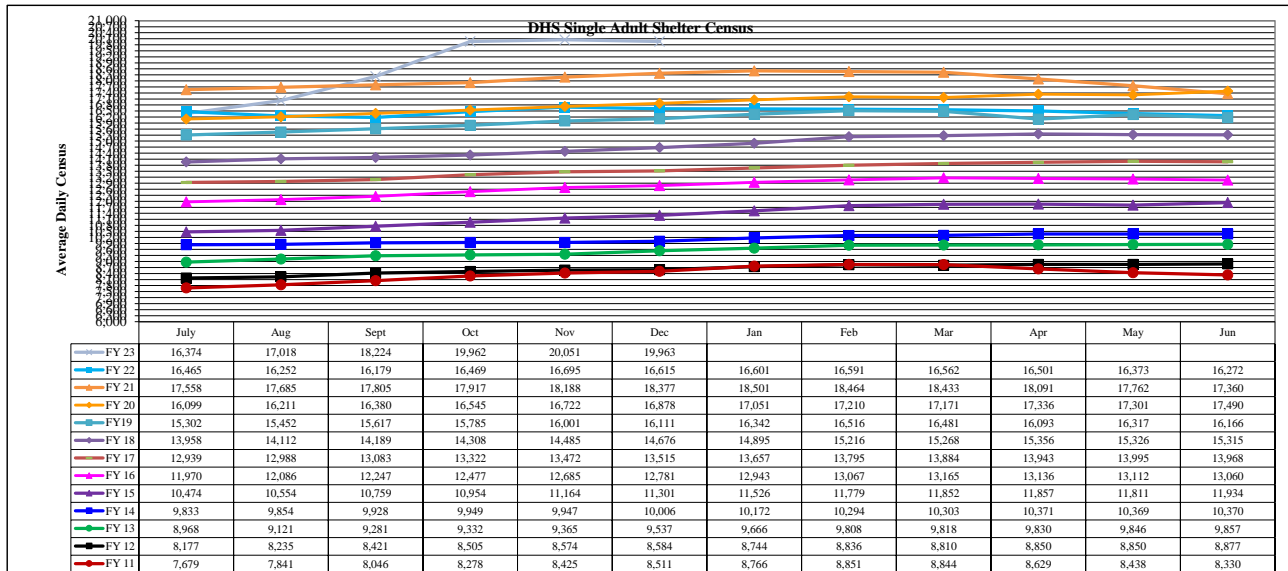
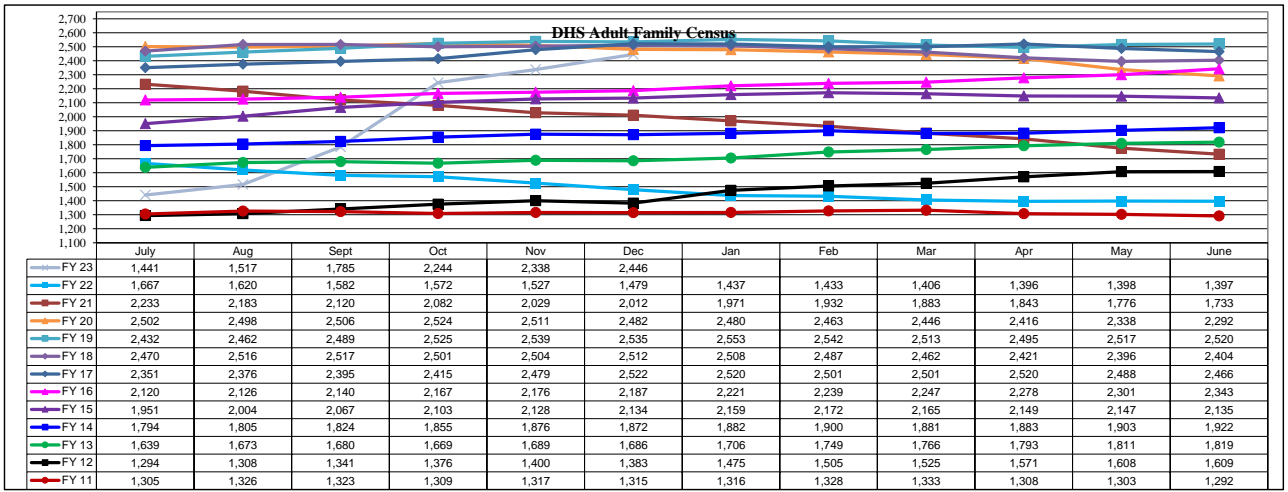
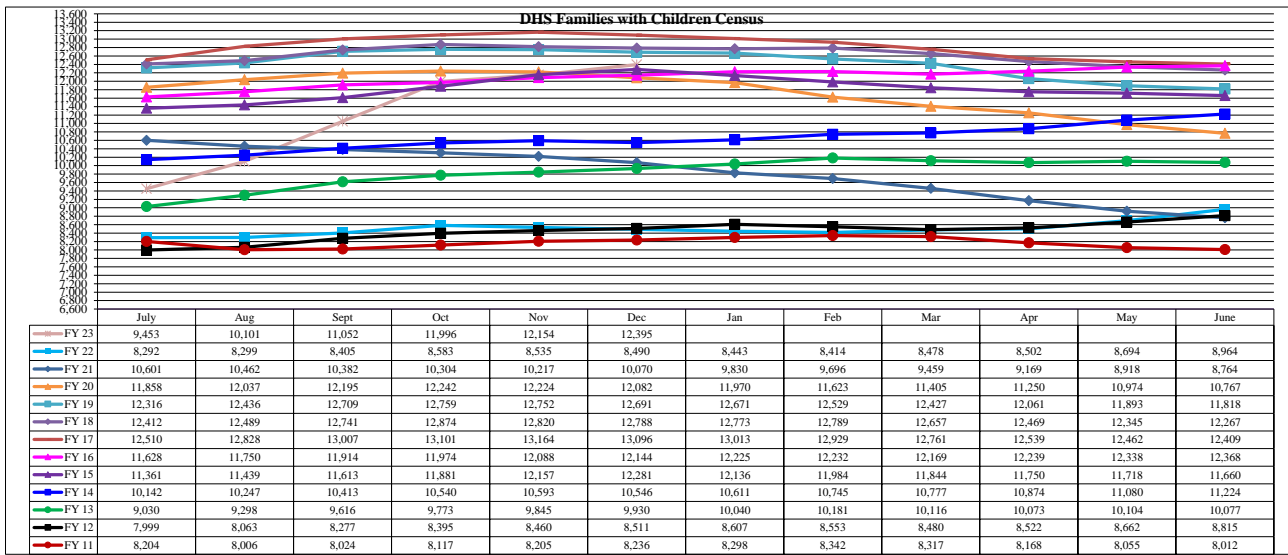
FAMILY INTAKE	
Families with Children Requesting Temporary Housing	175
Adult Families Requesting Temporary Housing	47
Families Placed in Overnight Accommodations	0
Families w/children at PATH Overnight (pre 10PM)	0

TOTAL SHELTER CENSUS	
Adults	46,976
Children	22,664
Total Individuals	69,640

SINGLE ADULTS	
Men	16,423
Women	4,481
Total Single Adults	20,904

FAMILIES WITH CHILDREN	
Families	13,247
Adults	20,291
Children	22,664
Individuals	42,955

ADULT FAMILIES CENSUS	
Families	2,721
Individuals (Adults)	5,781



*Due to data conversion the average monthly census for December 2011 and January 2012 for Families with Children and Adult Families is based upon data for a partial month.