

DAILY REPORT

2/23/2021

(Data from Monday, February 22, 2021)

Code Blue

SINGLE ADULTS	
Drop-in Center Clients Served	472
Drop-in Center Overnight Census	179
Faith Bed Census	45
Outreach Contacts	313
Outreach Placements	11
Safe Haven Utilization	1099
Veterans In Short-term Housing	226
Criminal Justice Short-term Housing	106

FAMILY INTAKE	
Families Requesting Temporary Housing at PATH	110
Adult Families Requesting Temporary Housing at AFIC	16
Families Placed in Overnight Accommodations	0
Families w/children at PATH Overnight (pre 10PM)	0

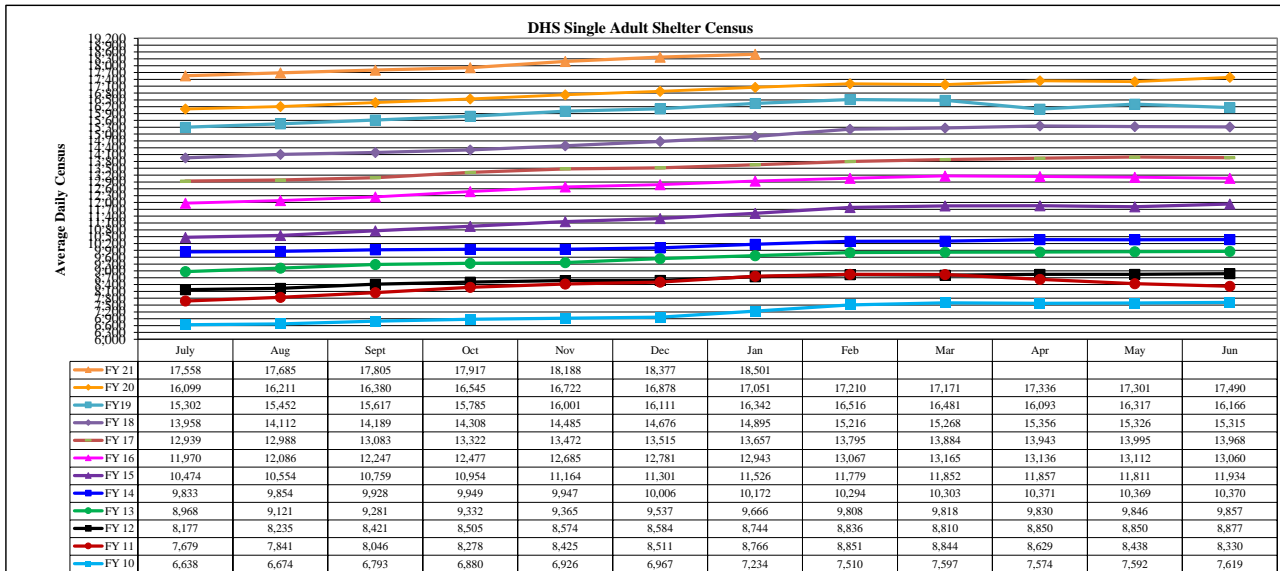
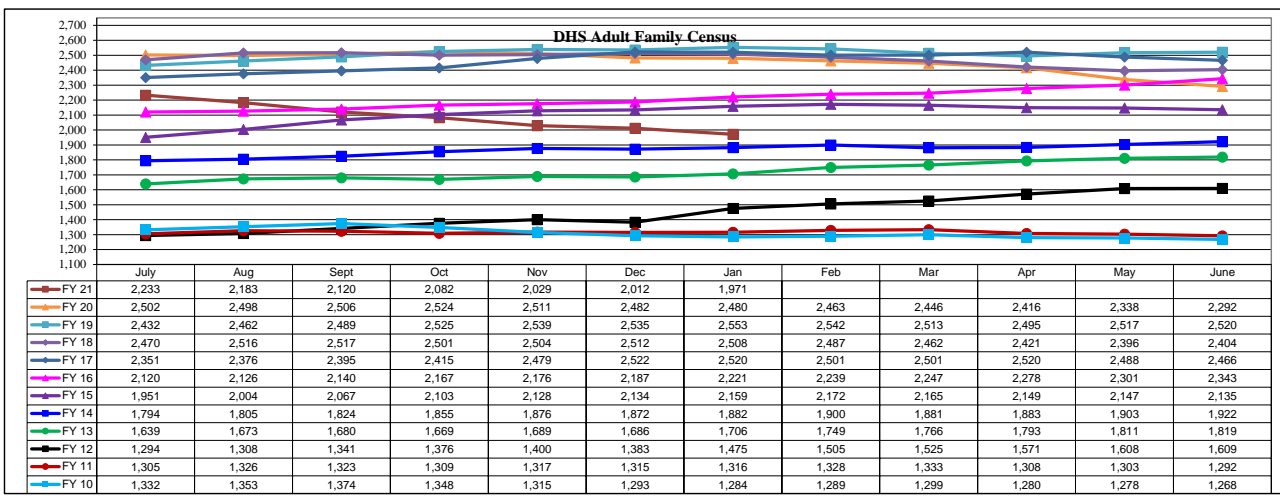
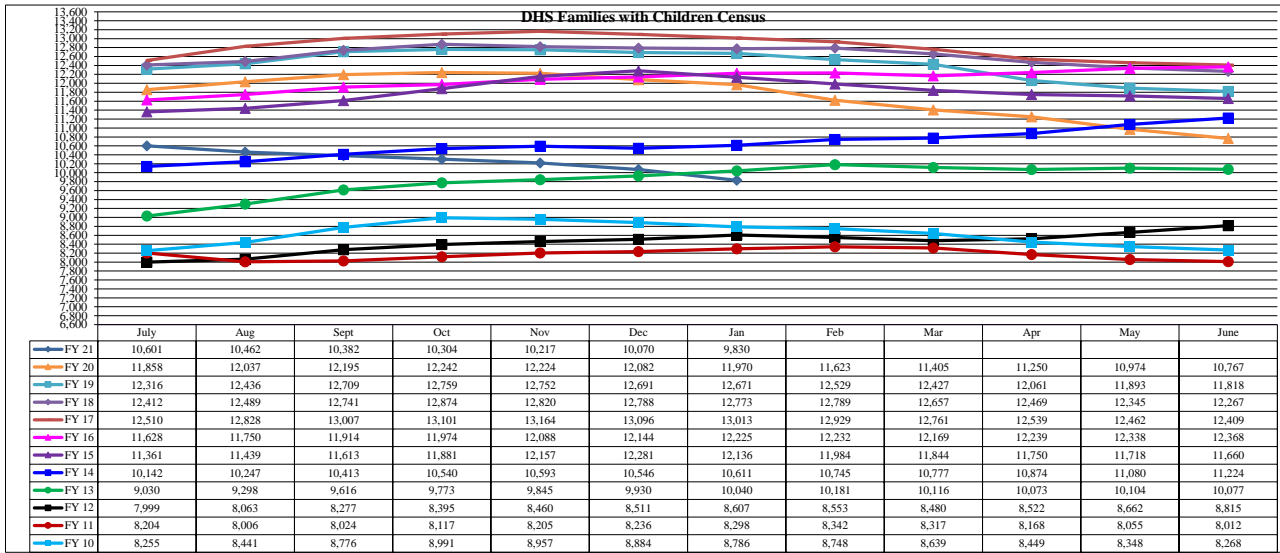
TOTAL SHELTER CENSUS	
Adults	35,229
Children	16,908
Total Individuals	52,137

SINGLE ADULTS	
Men	13,816
Women	4,557
Total Single Adults	18,373

FAMILIES WITH CHILDREN	
Families	9,677
Adults	12,780
Children	16,908
Individuals	29,688

ADULT FAMILIES CENSUS	
Families	1,930
Individuals (Adults)	4,076

x



*Due to data conversion the average monthly census for December 2011 and January 2012 for Families with Children and Adult Families is based upon data for a partial month.