

DAILY REPORT

9/25/2020

(Data from Thursday, September 24, 2020)

SINGLE ADULTS	
Drop-in Center Clients Served	381
Drop-in Center Overnight Census	112
Faith Bed Census	44
Outreach Contacts	333
Outreach Placements	15
Safe Haven Utilization	1095
Veterans In Short-term Housing	232
Criminal Justice Short-term Housing	114

5 of 6 sites reported
 5 of 6 sites reported
 5 of 6 sites reported

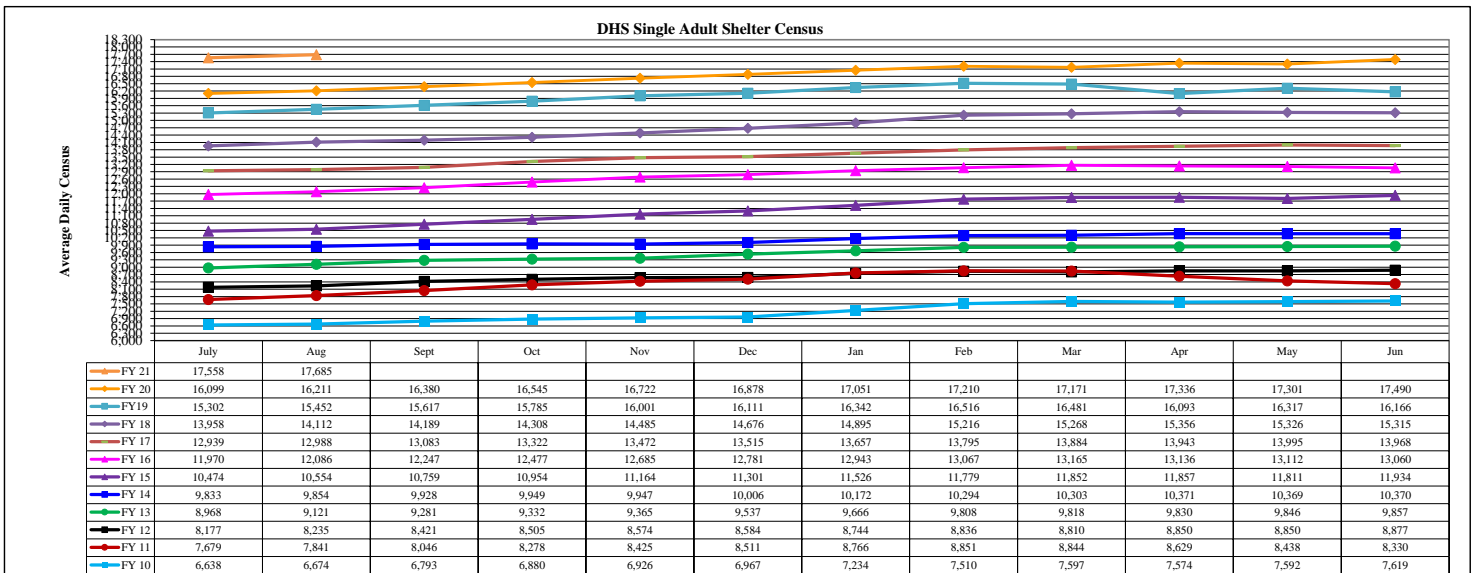
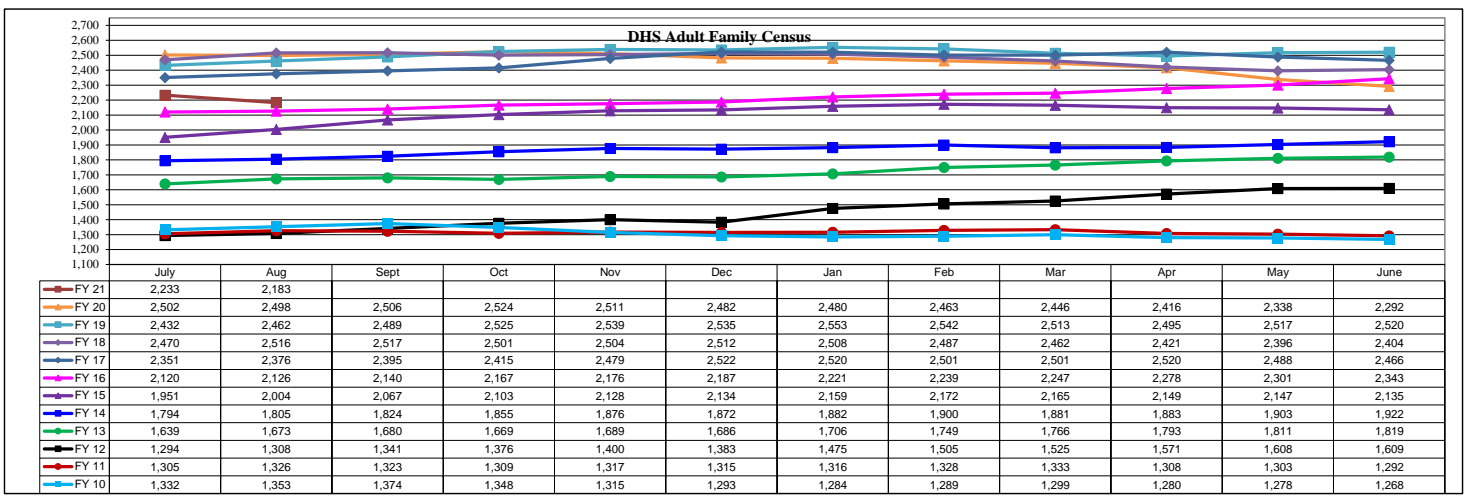
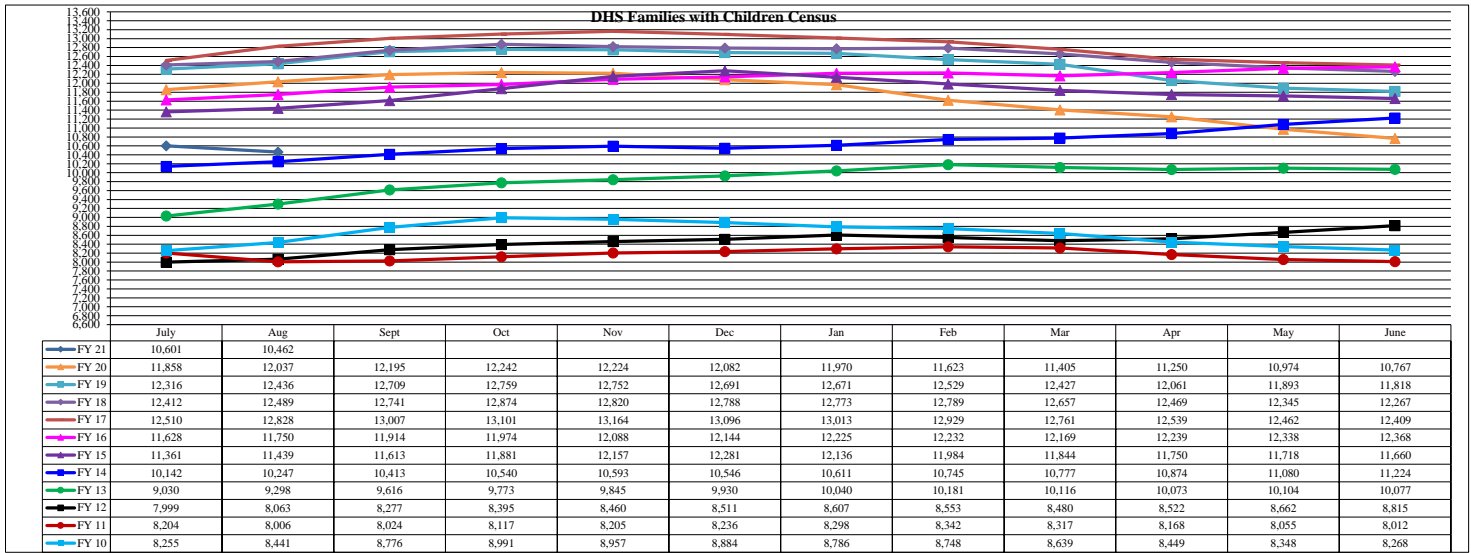
FAMILY INTAKE	
Families Requesting Temporary Housing at PATH	103
Adult Families Requesting Temporary Housing at AFIC	26
Families Placed in Overnight Accommodations	0
Families w/children at PATH Overnight (pre 10PM)	0

TOTAL SHELTER CENSUS	
Adults	35,922
Children	18,266
Total Individuals	54,188

SINGLE ADULTS	
Men	13,280
Women	4,543
Total Single Adults	17,823

FAMILIES WITH CHILDREN CENSUS	
Families	10,344
Adults	13,659
Children	18,266
Individuals	31,925

ADULT FAMILIES CENSUS	
Families	2,101
Individuals (Adults)	4,440



*Due to data conversion the average monthly census for December 2011 and January 2012 for Families with Children and Adult Families is based upon data for a partial month.