

DAILY REPORT

5/20/2020

(Data from Tuesday, May 19, 2020)

SINGLE ADULTS	
Drop-in Center Clients Served	493
Drop-in Center Overnight Census	158
Faith Bed Census	51
Outreach Contacts	356
Outreach Placements	45
Safe Haven Utilization	1103
Veterans In Short-term Housing	226
Criminal Justice Short-term Housing	132

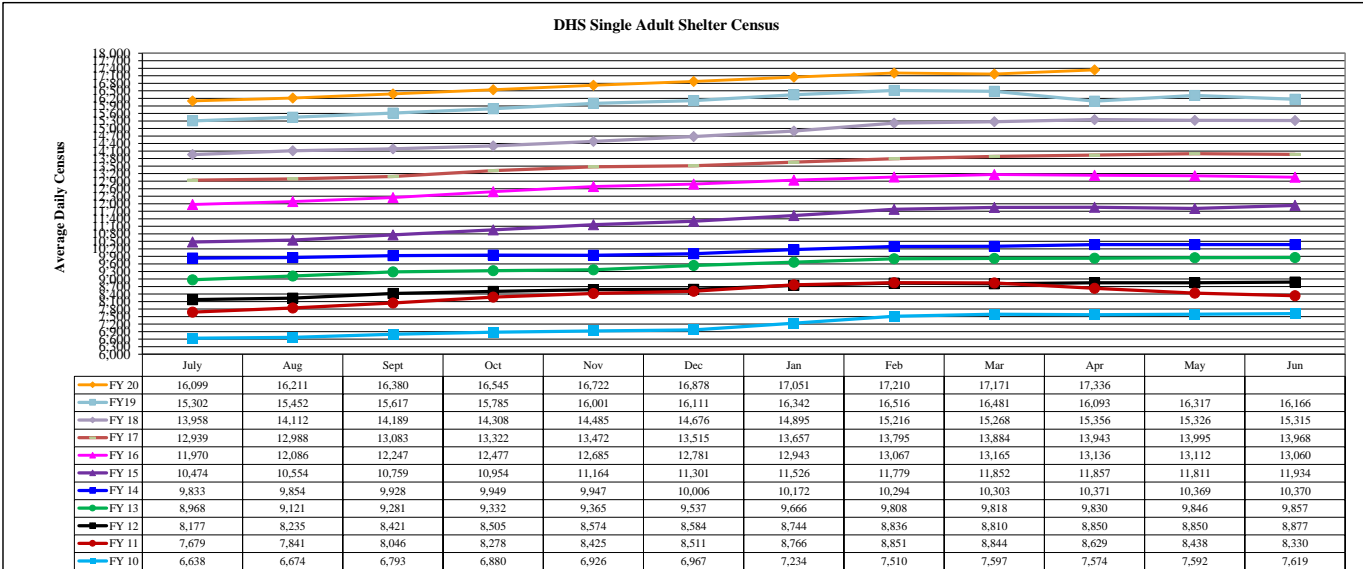
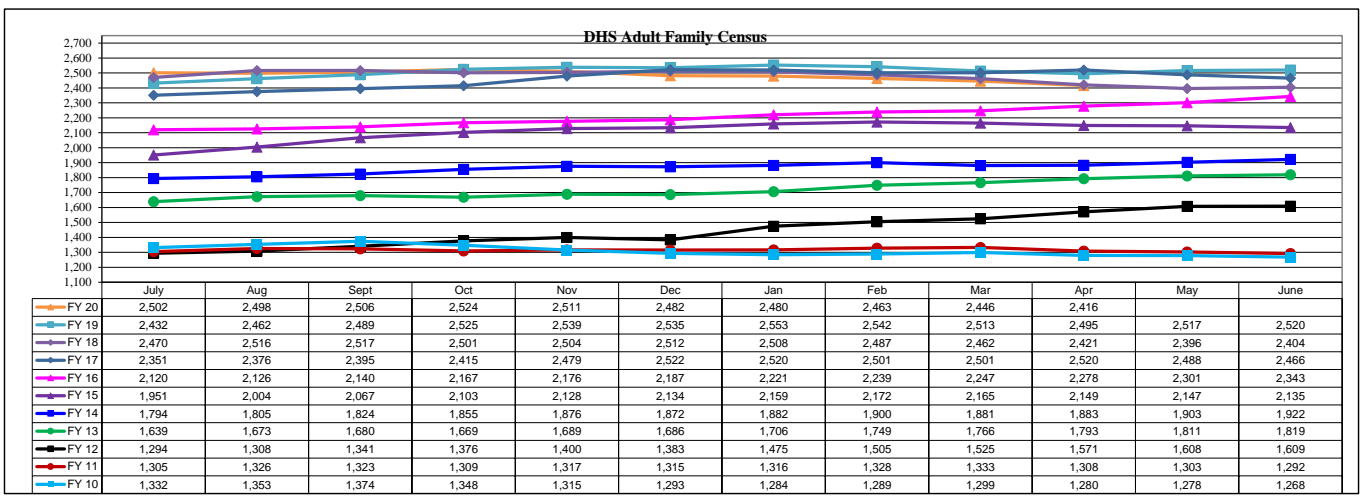
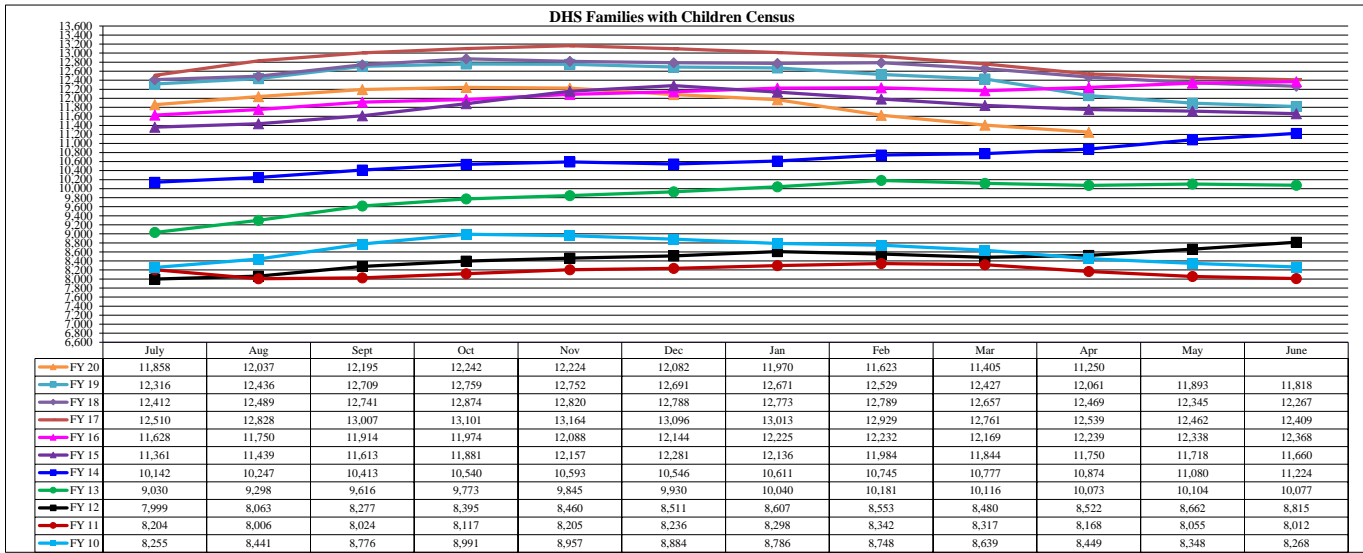
FAMILY INTAKE	
Families Requesting Temporary Housing at PATH	84
Adult Families Requesting Temporary Housing at AFIC	17
Families Placed in Overnight Accommodations	0
Families w/children at PATH Overnight (pre 10PM)	0

TOTAL SHELTER CENSUS	
Adults	36,948
Children	19,566
Total Individuals	56,514

SINGLE ADULT SHELTER CENSUS	
Men	12,825
Women	4,503
Total Single Adults	17,328

FAMILIES WITH CHILDREN CENSUS	
Families	10,956
Adults	14,677
Children	19,566
Individuals	34,243

ADULT FAMILIES CENSUS	
Families	2,339
Individuals (Adults)	4,943



*Due to data conversion the average monthly census for December 2011 and January 2012 for Families with Children and Adult Families is based upon data for a partial month.