

DAILY REPORT

9/4/2020

(Data from Thursday, September 03, 2020)

SINGLE ADULTS	
Drop-in Center Clients Served	N/A
Drop-in Center Overnight Census	N/A
Faith Bed Census	N/A
Outreach Contacts	197
Outreach Placements	27
Safe Haven Utilization	1080
Veterans In Short-term Housing	227
Criminal Justice Short-term Housing	113

0 of 6 sites reporting due to system outage
 0 of 6 sites reporting due to system outage
 0 of 6 sites reporting due to system outage

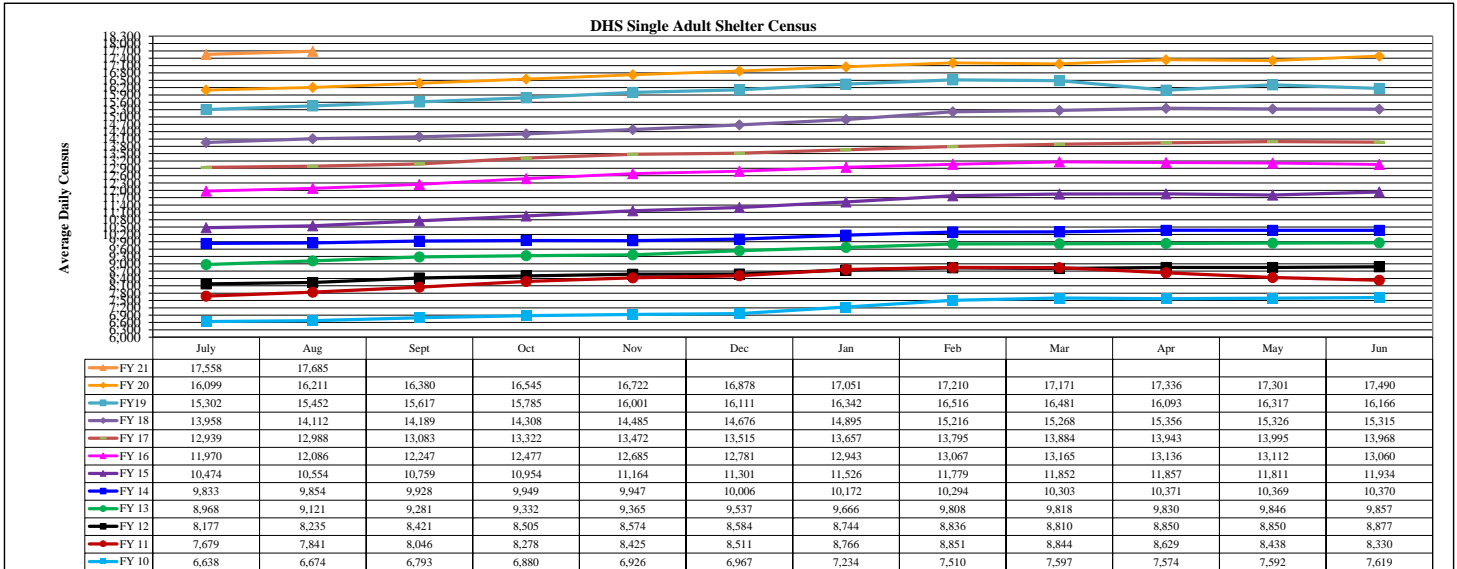
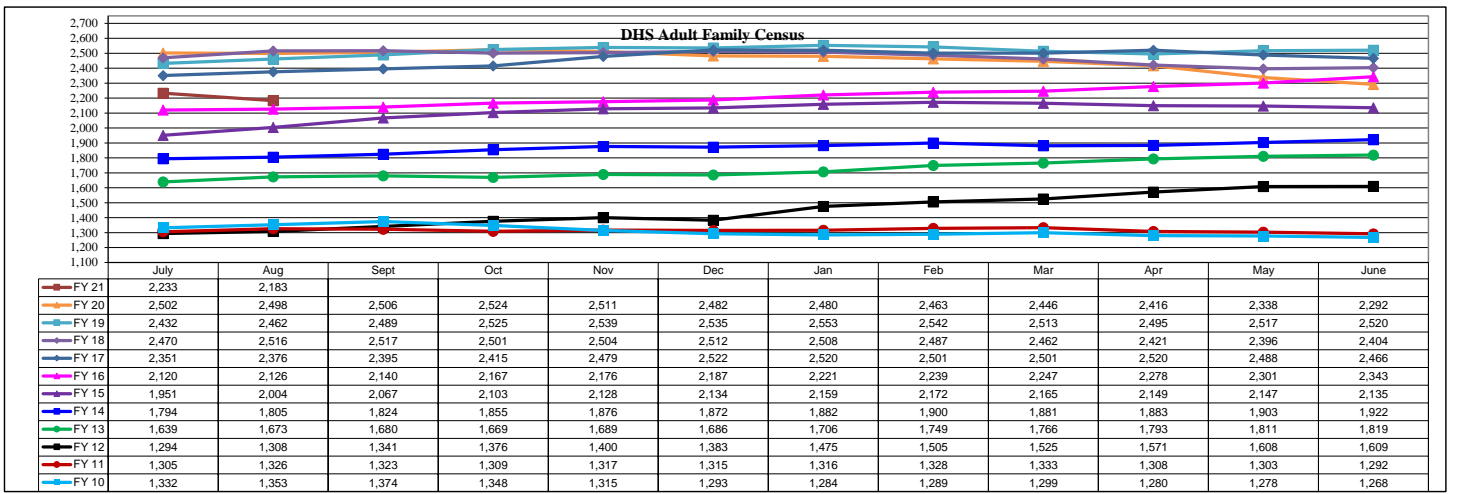
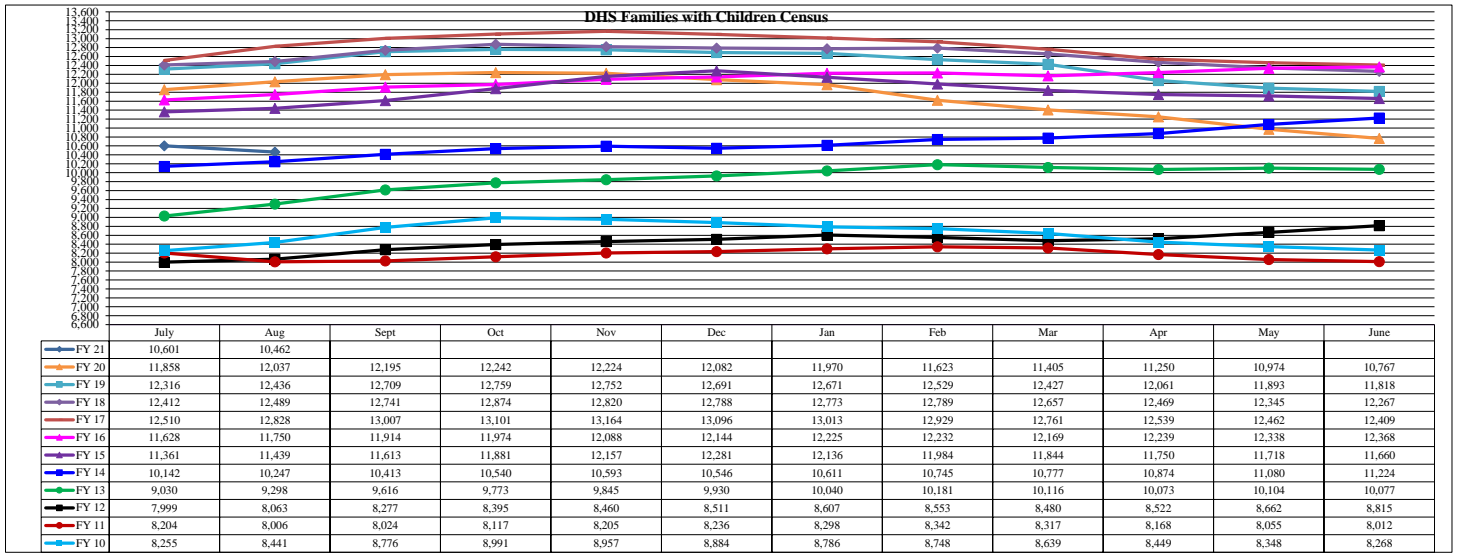
FAMILY INTAKE	
Families Requesting Temporary Housing at PATH	103
Adult Families Requesting Temporary Housing at AFIC	19
Families Placed in Overnight Accommodations	0
Families w/children at PATH Overnight (pre 10PM)	0

TOTAL SHELTER CENSUS	
Adults	36,081
Children	18,431
Total Individuals	54,512

SINGLE ADULTS	
Men	13,240
Women	4,542
Total Single Adults	17,782

FAMILIES WITH CHILDREN CENSUS	
Families	10,417
Adults	13,793
Children	18,431
Individuals	32,224

ADULT FAMILIES CENSUS	
Families	2,314
Individuals (Adults)	4,506



*Due to data conversion the average monthly census for December 2011 and January 2012 for Families with Children and Adult Families is based upon data for a partial month.