

**DAILY REPORT**

10/6/2022

(Data from Wednesday, October 05, 2022)

SINGLE ADULTS	
Drop-in Center Clients Served	581
Drop-in Center Overnight Census	188
Faith Bed Census	29
Outreach Contacts	384
Outreach Placements	21
Safe Haven Utilization	1516
Veterans In Short-term Housing	178
Criminal Justice Short-term Housing (Note: This count is also included in the <b>TOTAL SHELTER CENSUS</b> )	164

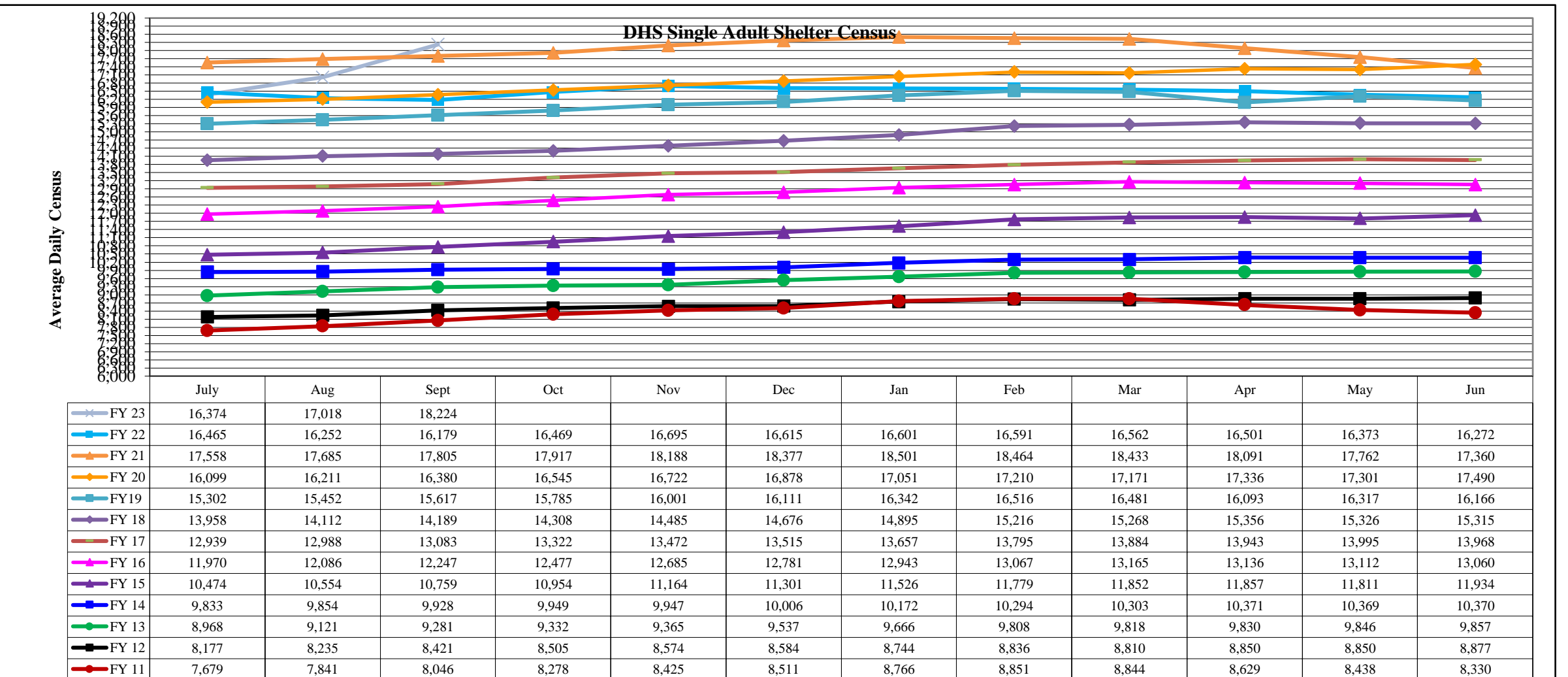
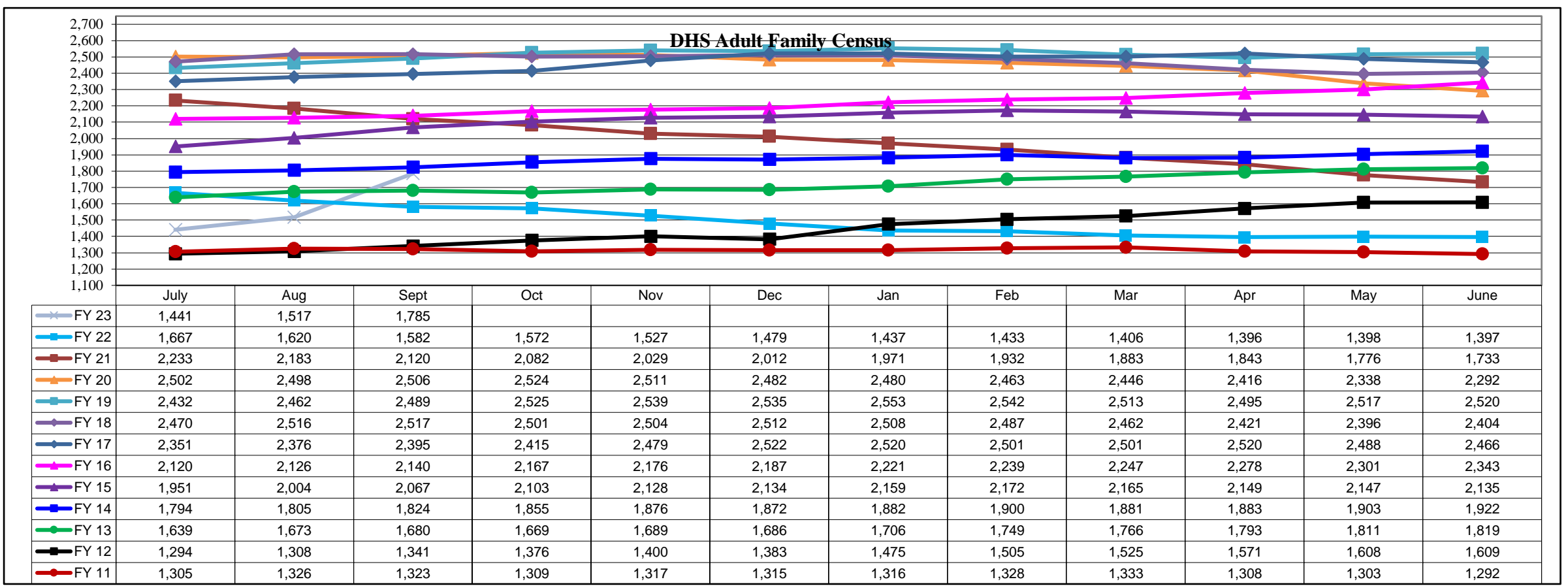
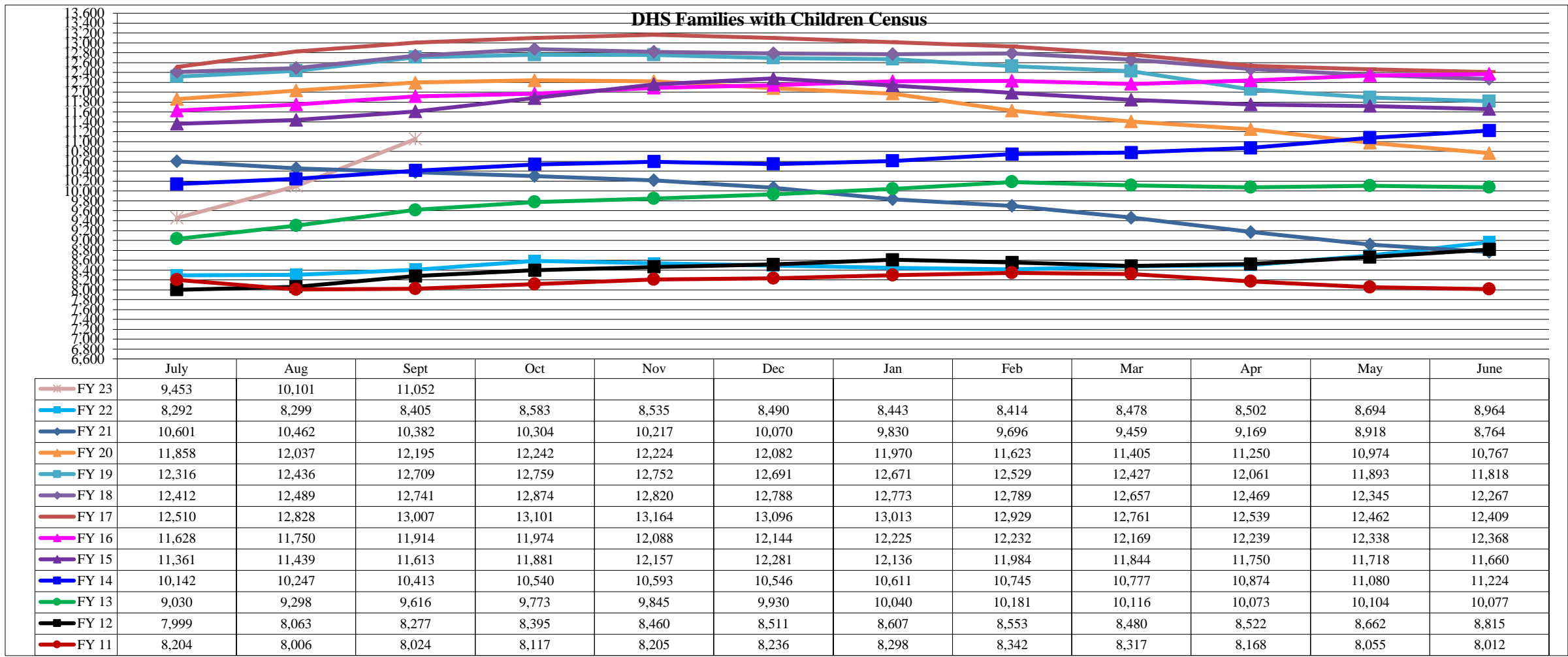
FAMILY INTAKE	
Families Requesting Temporary Housing at PATH	128
Adult Families Requesting Temporary Housing at AFIC	45
Families Placed in Overnight Accommodations	0
Families w/children at PATH Overnight (pre 10PM)	0

TOTAL SHELTER CENSUS	
Adults	41,136
Children	19,934
<b>Total Individuals</b>	<b>61,070</b>

SINGLE ADULTS	
Men	15,071
Women	4,380
<b>Total Single Adults</b>	<b>19,451</b>

FAMILIES WITH CHILDREN	
<b>Families</b>	11,765
Adults	17,215
Children	19,934
<b>Individuals</b>	<b>37,149</b>

ADULT FAMILIES CENSUS	
<b>Families</b>	2,113
<b>Individuals (Adults)</b>	<b>4,470</b>



\*Due to data conversion the average monthly census for December 2011 and January 2012 for Families with Children and Adult Families is based upon data for a partial month.