

DAILY REPORT

12/13/2021

(Data from Sunday, December 12, 2021)

SINGLE ADULTS	
Drop-in Center Clients Served	411
Drop-in Center Overnight Census	135
Faith Bed Census	23
Outreach Contacts	204
Outreach Placements	5
Safe Haven Utilization	1152
Veterans In Short-term Housing	168
Criminal Justice Short-term Housing	96

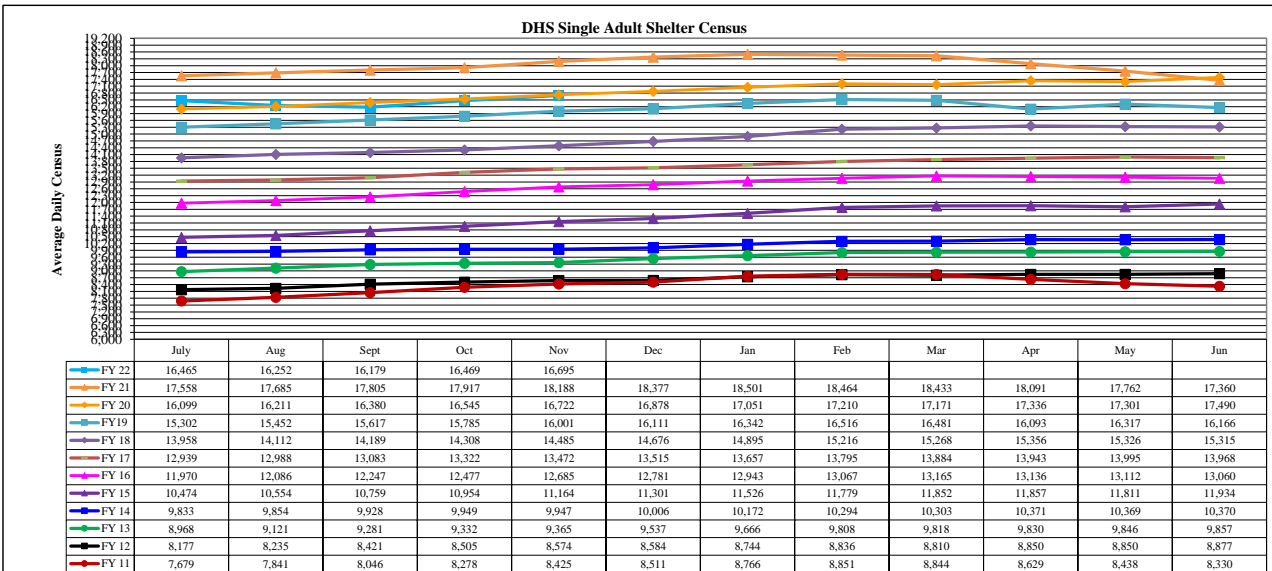
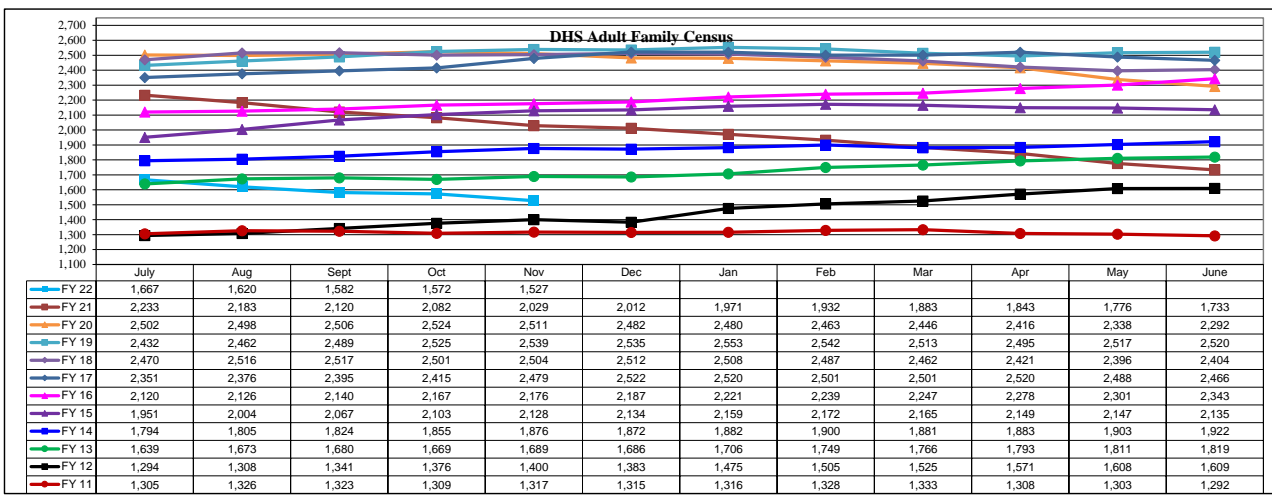
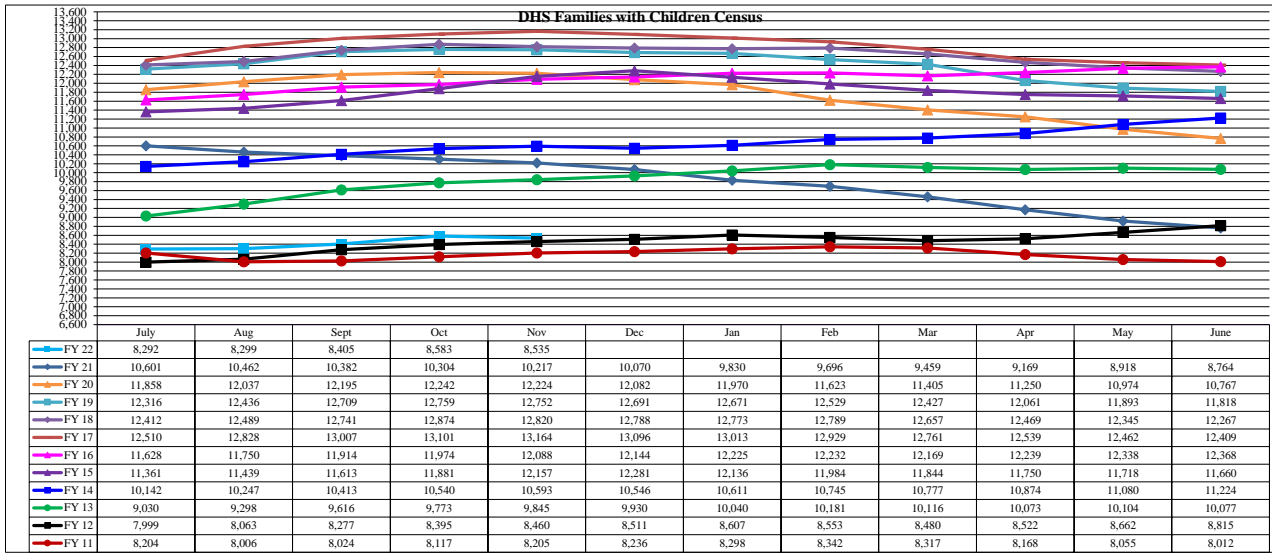
FAMILY INTAKE	
Families Requesting Temporary Housing at PATH	67
Adult Families Requesting Temporary Housing at AFIC	5
Families Placed in Overnight Accommodations	0
Families w/children at PATH Overnight (pre 10PM)	0

TOTAL SHELTER CENSUS	
Adults	31,071
Children	14,855
Total Individuals	45,926

SINGLE ADULTS	
Men	12,556
Women	4,131
Total Single Adults	16,687

FAMILIES WITH CHILDREN	
Families	8,559
Adults	11,247
Children	14,855
Individuals	26,102

ADULT FAMILIES CENSUS	
Families	1,497
Individuals (Adults)	3,137



*Due to data conversion the average monthly census for December 2011 and January 2012 for Families with Children and Adult Families is based upon data for a partial month.