

**DAILY REPORT**

6/3/2021

(Data from Wednesday, June 02, 2021)

SINGLE ADULTS	
Drop-in Center Clients Served	398
Drop-in Center Overnight Census	141
Faith Bed Census	23
Outreach Contacts	292
Outreach Placements	9
Safe Haven Utilization	1035
Veterans In Short-term Housing	199
Criminal Justice Short-term Housing	99

FAMILY INTAKE	
Families Requesting Temporary Housing at PATH	126
Adult Families Requesting Temporary Housing at AFIC	21
Families Placed in Overnight Accommodations	0
Families w/children at PATH Overnight (pre 10PM)	0

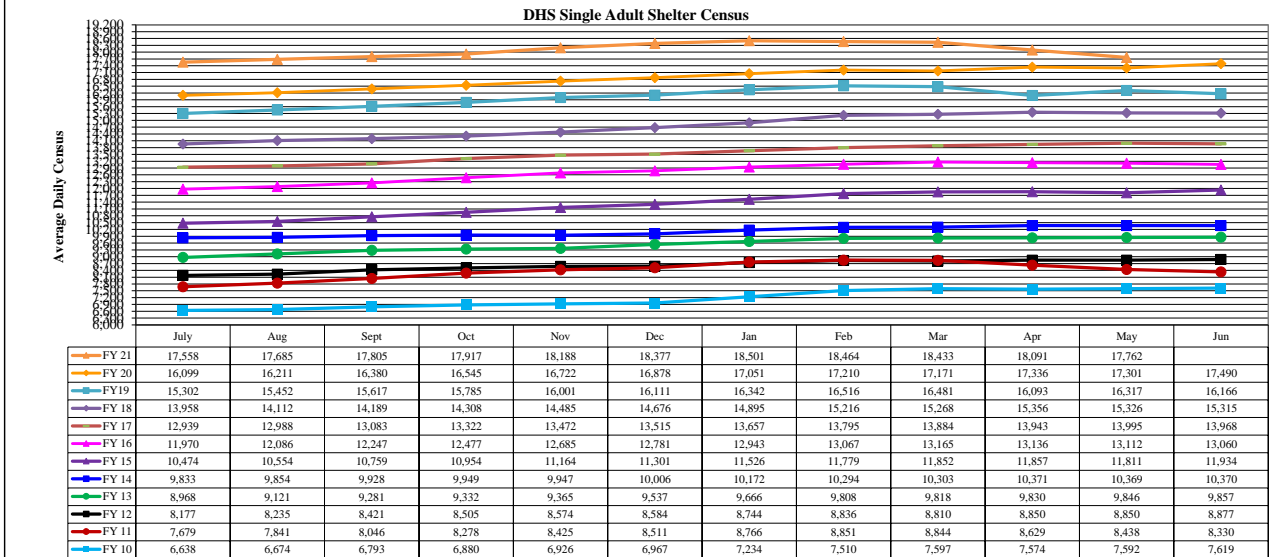
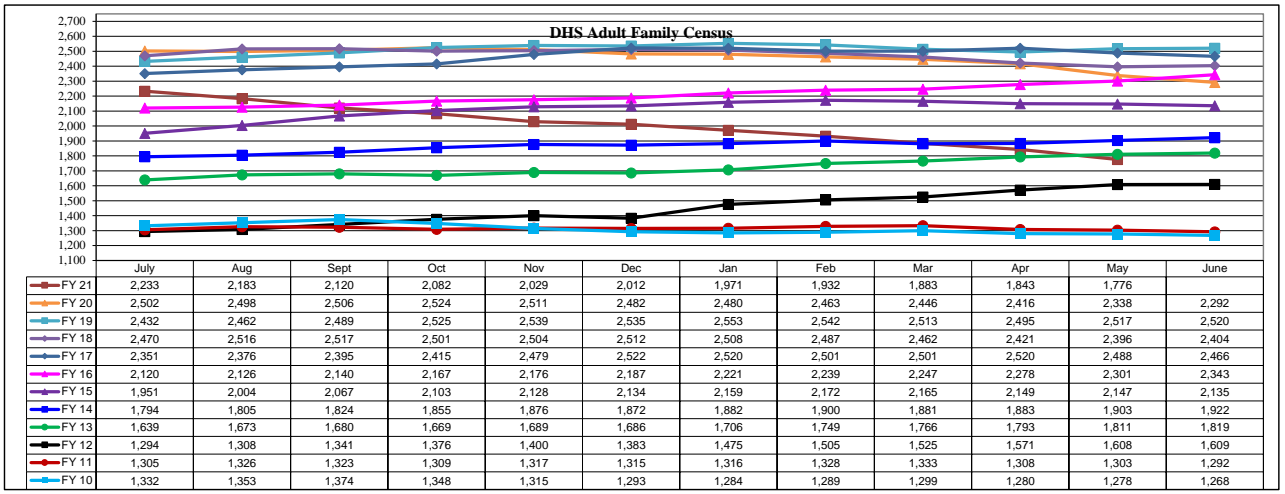
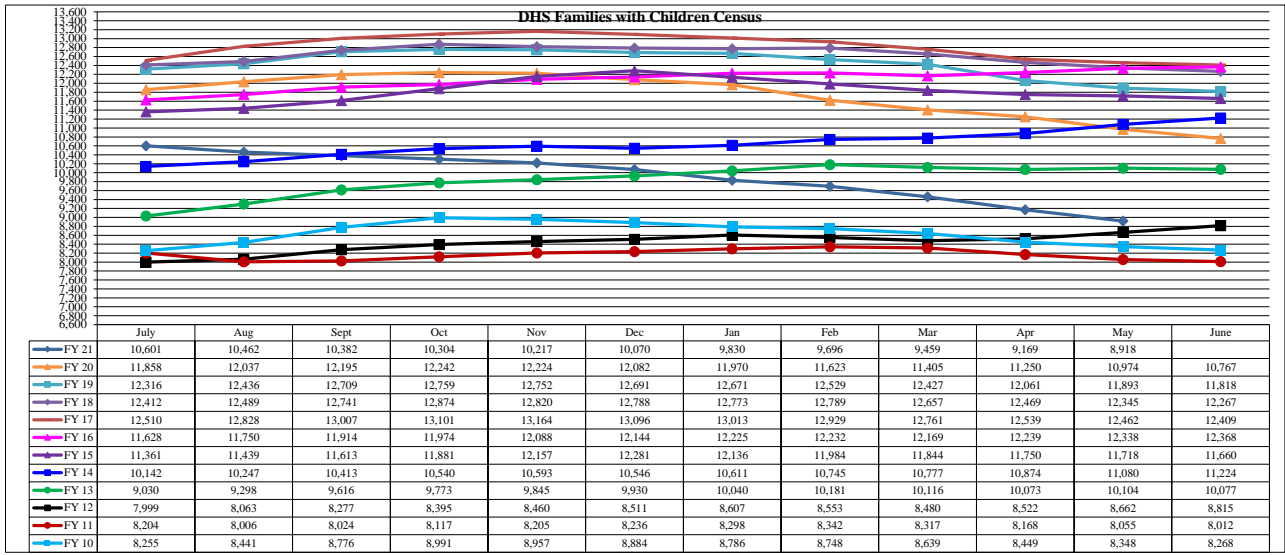
TOTAL SHELTER CENSUS	
Adults	32,705
Children	15,256
<b>Total Individuals</b>	<b>47,961</b>

SINGLE ADULTS	
Men	13,216
Women	4,271
<b>Total Single Adults</b>	<b>17,487</b>

FAMILIES WITH CHILDREN	
<b>Families</b>	8,821
Adults	11,563
Children	15,256
<b>Individuals</b>	<b>26,819</b>

ADULT FAMILIES CENSUS	
<b>Families</b>	1,737
<b>Individuals (Adults)</b>	<b>3,655</b>

x



\*Due to data conversion the average monthly census for December 2011 and January 2012 for Families with Children and Adult Families is based upon data for a partial month.