

DAILY REPORT

10/28/2020

(Data from Tuesday, October 27, 2020)

SINGLE ADULTS	
Drop-in Center Clients Served	429
Drop-in Center Overnight Census	159
Faith Bed Census	46
Outreach Contacts	307
Outreach Placements	19
Safe Haven Utilization	1115
Veterans In Short-term Housing	243
Criminal Justice Short-term Housing	122

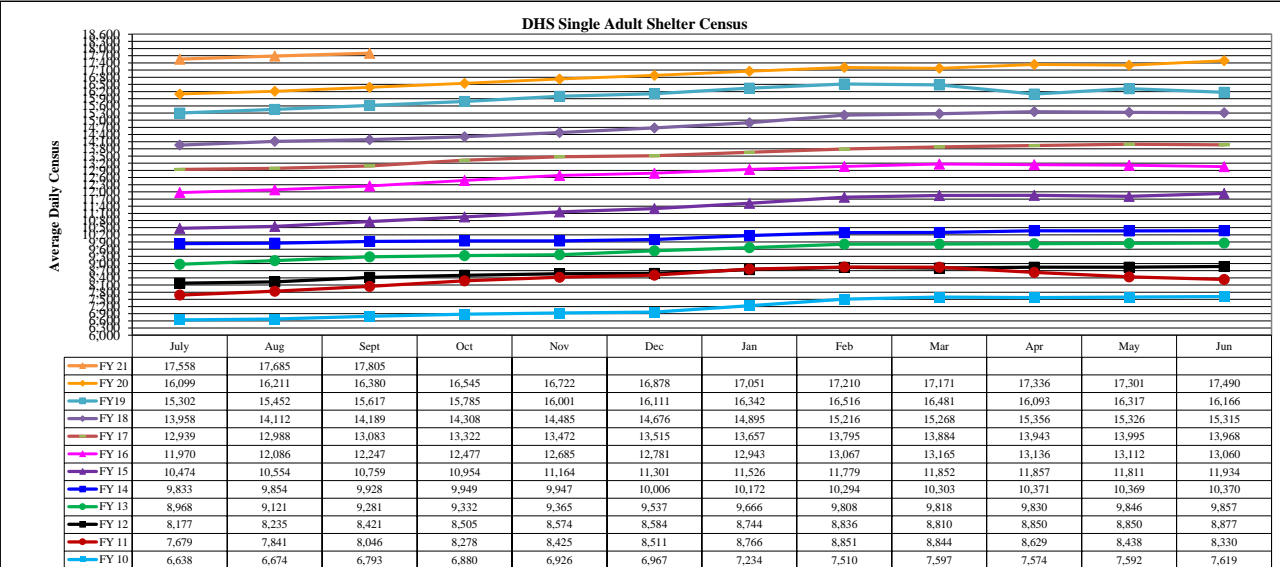
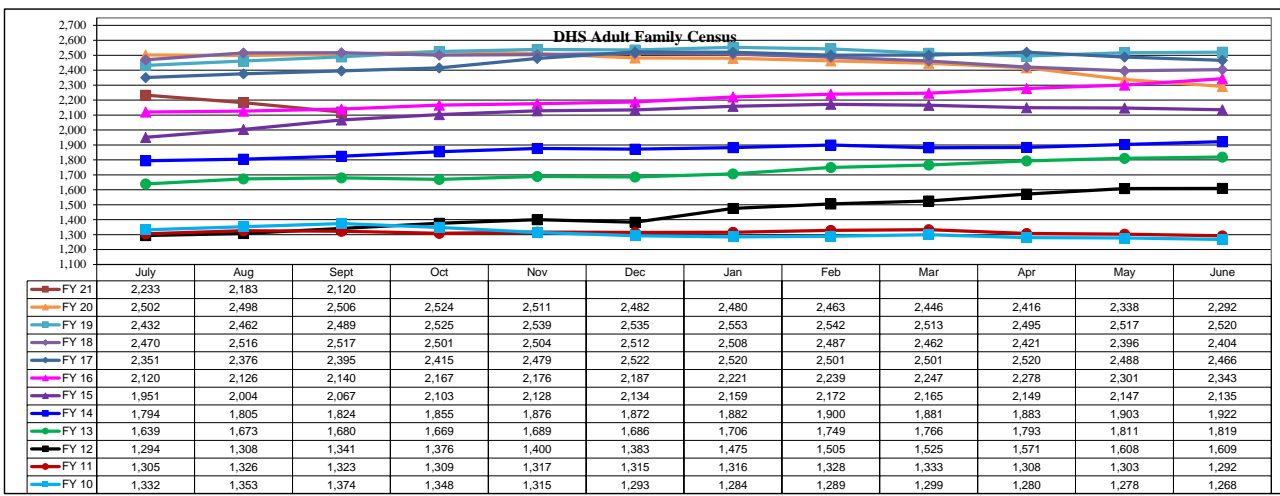
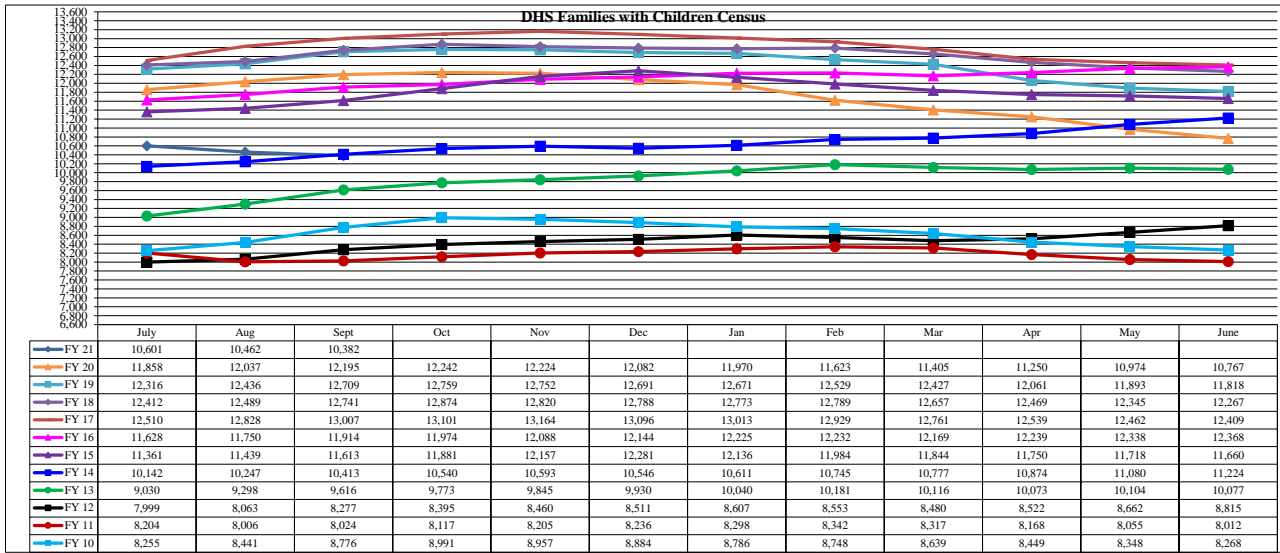
FAMILY INTAKE	
Families Requesting Temporary Housing at PATH	108
Adult Families Requesting Temporary Housing at AFIC	22
Families Placed in Overnight Accommodations	0
Families w/children at PATH Overnight (pre 10PM)	0

TOTAL SHELTER CENSUS	
Adults	36,022
Children	18,181
Total Individuals	54,203

SINGLE ADULTS	
Men	13,505
Women	4,544
Total Single Adults	18,049

FAMILIES WITH CHILDREN CENSUS	
Families	10,305
Adults	13,602
Children	18,181
Individuals	31,783

ADULT FAMILIES CENSUS	
Families	2,067
Individuals (Adults)	4,371



*Due to data conversion the average monthly census for December 2011 and January 2012 for Families with Children and Adult Families is based upon data for a partial month.