

DAILY REPORT

5/27/2020

(Data from Tuesday, May 26, 2020)

SINGLE ADULTS	
Drop-in Center Clients Served	491
Drop-in Center Overnight Census	163
Faith Bed Census	49
Outreach Contacts	216
Outreach Placements	21
Safe Haven Utilization	1098
Veterans In Short-term Housing	225
Criminal Justice Short-term Housing	132

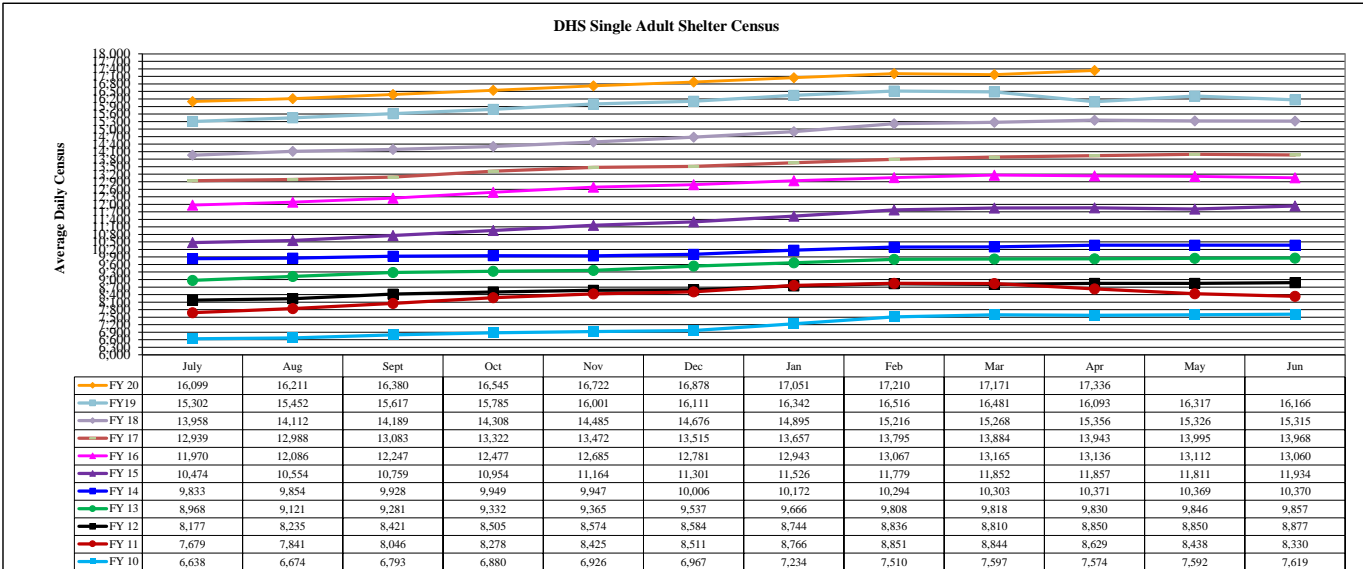
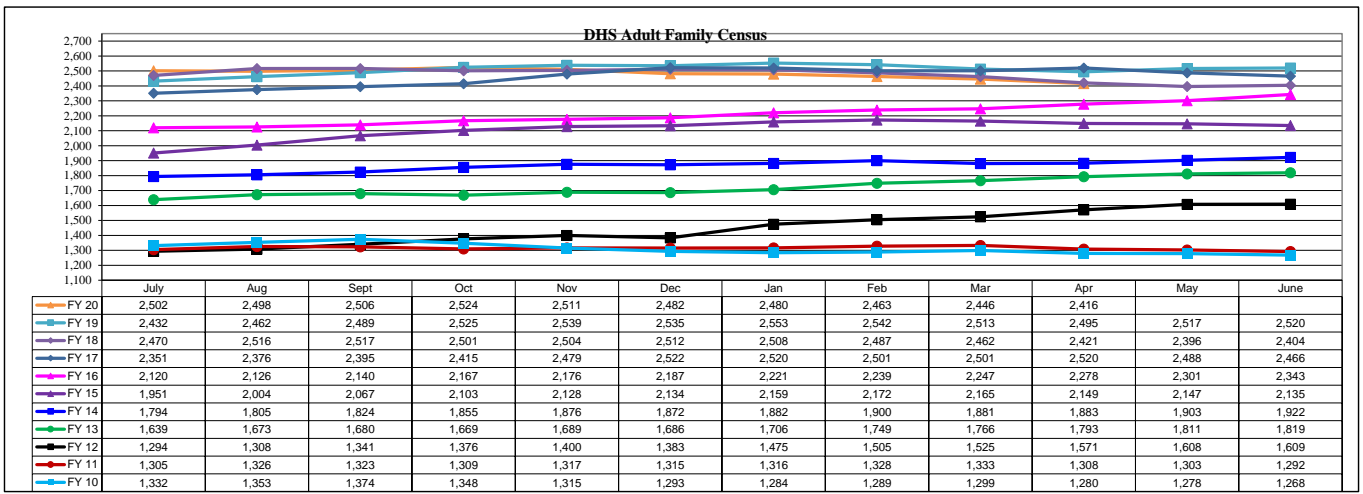
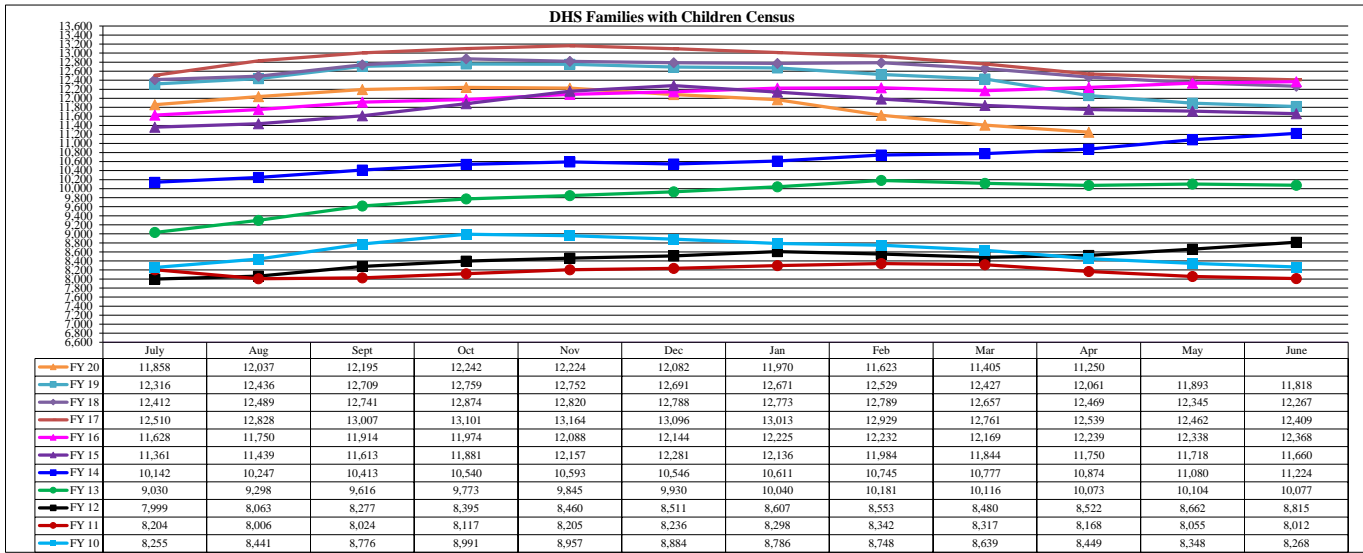
FAMILY INTAKE	
Families Requesting Temporary Housing at PATH	88
Adult Families Requesting Temporary Housing at AFIC	13
Families Placed in Overnight Accommodations	0
Families w/children at PATH Overnight (pre 10PM)	0

TOTAL SHELTER CENSUS	
Adults	36,883
Children	19,541
Total Individuals	56,424

SINGLE ADULT SHELTER CENSUS	
Men	12,811
Women	4,506
Total Single Adults	17,317

FAMILIES WITH CHILDREN CENSUS	
Families	10,942
Adults	14,642
Children	19,541
Individuals	34,183

ADULT FAMILIES CENSUS	
Families	2,332
Individuals (Adults)	4,924



*Due to data conversion the average monthly census for December 2011 and January 2012 for Families with Children and Adult Families is based upon data for a partial month.