



BILL DE BLASIO
MAYOR

CIVILIAN COMPLAINT REVIEW BOARD
100 CHURCH STREET 10th FLOOR
NEW YORK, NEW YORK 10007 ♦ TELEPHONE (212) 912-7235
www.nyc.gov/ccrb



FREDERICK DAVIE
ACTING CHAIR

Executive Director's Monthly Report
February 2018
(Statistics for January 2018)

Contents

Executive Summary	2
Glossary	3
Complaints Received	4
CCRB Cases Received By Borough and Precinct	5
Allegations Received	7
CCRB Docket	10
Closed Cases	12
Resolving Cases	12
Dispositions / Case Abstracts	13
Dispositions - Full Investigations	15
Dispositions - All CCRB Cases	16
Dispositions - Allegations	17
Substantiation Rates	19
Substantiation Rates and Video	19
Board Discipline Recommendations for Substantiated Complaints	21
Board Discipline Recommendations for Substantiated Allegations	23
Truncations	26
Complaints by PSA	27
Mediation Unit	29
Administrative Prosecution Unit	31
NYPD Discipline	32
Appendix	36

Executive Summary

The Civilian Complaint Review Board (“CCRB”) is an independent municipal Agency that investigates complaints of NYPD misconduct. Every month, the CCRB prepares an Executive Director report for its public meeting. Data for January 2018 included the following highlights:

- 1) Of the cases in the CCRB active docket, 84% have been open for 4 months or fewer, and 96% have been open for 7 months or fewer (page 10). In January, the CCRB opened 379 new cases (page 4), and currently has a docket of 1,271 cases (page 11).
- 2) The CCRB substantiated allegations in 16% of its fully investigated cases (page 15).
- 3) The CCRB fully investigated 42% of the cases it closed in January (page 12) and resolved (fully investigated, mediated or attempted mediation) 51% of the cases it closed (page 12). The Agency's truncation rate is 48% (page 12). This is primarily driven by uncooperative complainants/alleged victims, or witnesses.
- 4) For January, investigations using video evidence resulted in substantiated allegations in 25% of cases - compared to 10% of cases in which video was not available (page 19-20).
- 5) The Monthly Report includes a breakdown of complaints and substantiations by NYPD precinct and borough of occurrence (pages 5-6, 24-25).
- 6) In January the Police Commissioner finalized 8 decisions against police officers in Administrative Prosecution Unit (APU) cases (page 31). The CCRB's APU prosecutes the most serious allegations of misconduct. The APU conducted 1 trial against members of the NYPD year-to-date; 1 trial was conducted against respondent officers in January.

Finally, the Monthly Report contains a Table of Contents, Glossary, and Appendix, all meant to assist readers in navigating this report. The CCRB is committed to producing monthly reports that are valuable to the public, and welcomes feedback on how to make its data more accessible.

Glossary

In this glossary we have included a list of terms that regularly appear in our reports.

Allegation: An allegation is a specific act of misconduct. The same “complaint” can have multiple allegations – excessive force and discourteous language, for example. Each allegation is reviewed separately during an investigation.

APU: The Administrative Prosecution Unit is the division of the CCRB that has prosecuted “charges” cases since April 2013, after the signing of a 2012 Memorandum of Understanding between the CCRB and NYPD.

Board Panel: The “Board” of the CCRB has 13 members. Of the 13 members, five are chosen by the Mayor, five are chosen by the City Council, and three are chosen by the Police Commissioner. Following a completed investigation by the CCRB staff, three Board members, sitting as a Board Panel, will make a finding on whether misconduct occurred and will make a recommendation on what level of penalty should follow.

Case/Complaint: For the purposes of CCRB data, a “case” or “complaint” is defined as any incident within the Agency’s jurisdiction, brought to resolution by the CCRB. Cases/Complaints thus include truncations, fully investigated or ongoing cases, mediations, and completed investigations pending Board Panel review.

Disposition: The Board’s finding as to the outcome of a case (i.e. if misconduct occurred).

FADO: Under the City Charter, the CCRB has jurisdiction to investigate the following categories of police misconduct: Force, Abuse of Authority, Discourtesy, and Offensive Language, collectively known as “FADO”.

Intake: CCRB’s intake team initially handles complaints from the public. Intake takes complaints that come via live phone calls, voicemails, an online complaint form, or in-person.

Investigation: CCRB investigators gather evidence and interview witnesses to prepare reports on misconduct allegations. An investigation ends when a closing report is prepared detailing the evidence and legal analysis, and the case is given to the Board for disposition.

Mediation: A complainant may mediate his or her case with the subject officer, in lieu of an investigation, with the CCRB providing a neutral, third-party mediator.

Truncation: When a complaint is withdrawn or there is no complainant/alleged victim available for an interview, the investigation is “truncated.”

Complaints Received

The CCRB's Intake team processes misconduct complaints from the public and referrals from the NYPD. Under the New York City Charter, the CCRB's jurisdiction is limited to allegations of misconduct related to Force, Abuse of Authority, Discourtesy and Offensive Language. All other complaints are referred to the appropriate agency. Figure 1 refers to all complaints that the CCRB receives and Figures 2 and 3 refer to new cases that remain with the Agency. In January 2018, the CCRB initiated 379 new complaints.

Figure 1: Total Intake by Month (January 2017 - January 2018)

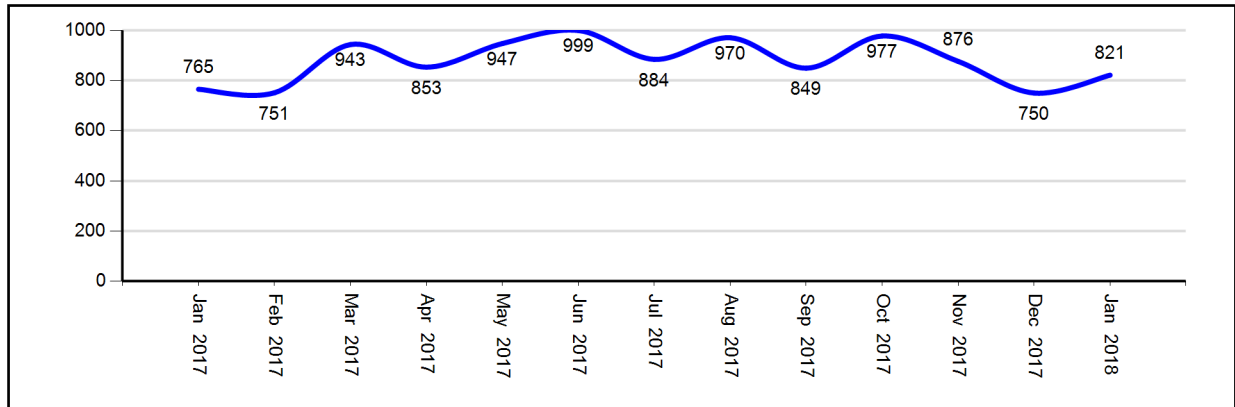


Figure 2: New CCRB Complaints by Month (January 2017 - January 2018)

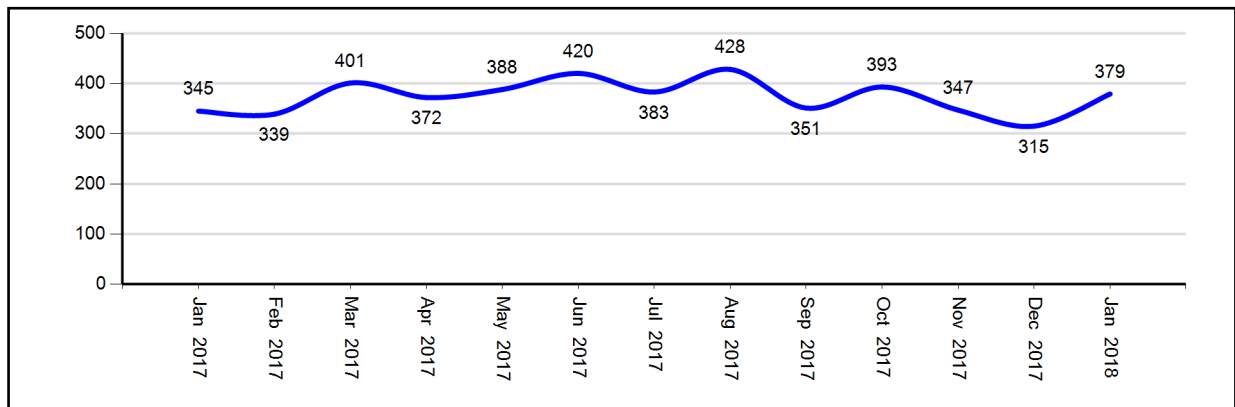
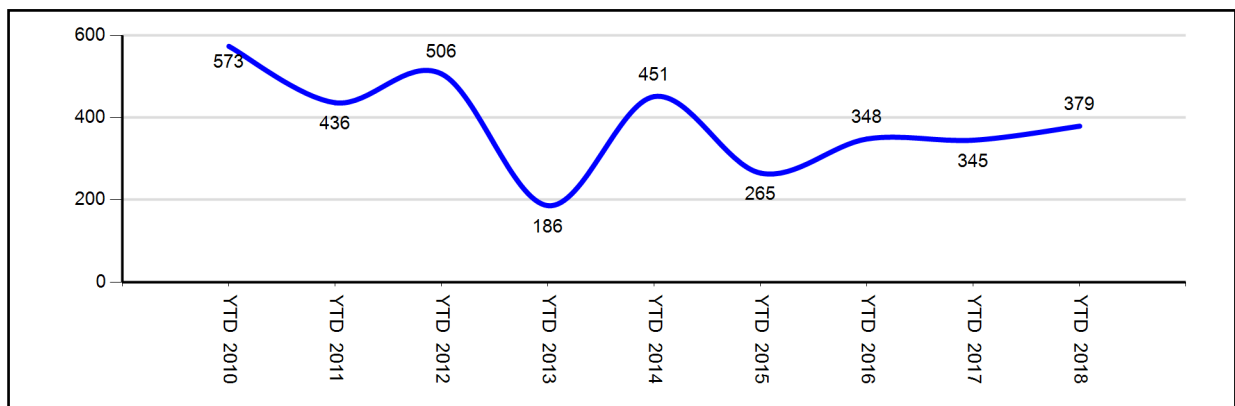


Figure 3: New CCRB Complaints by Year (YTD 2010 - YTD 2018)



CCRB Cases Received by Borough and Precinct

Of the five boroughs, the largest number of misconduct complaints stemmed from incidents occurring in Brooklyn, followed by Manhattan. The 75th Precinct had the highest number at 16 incidents.

Figure 4: CCRB Complaints Received By Borough of Occurrence (January 2018)

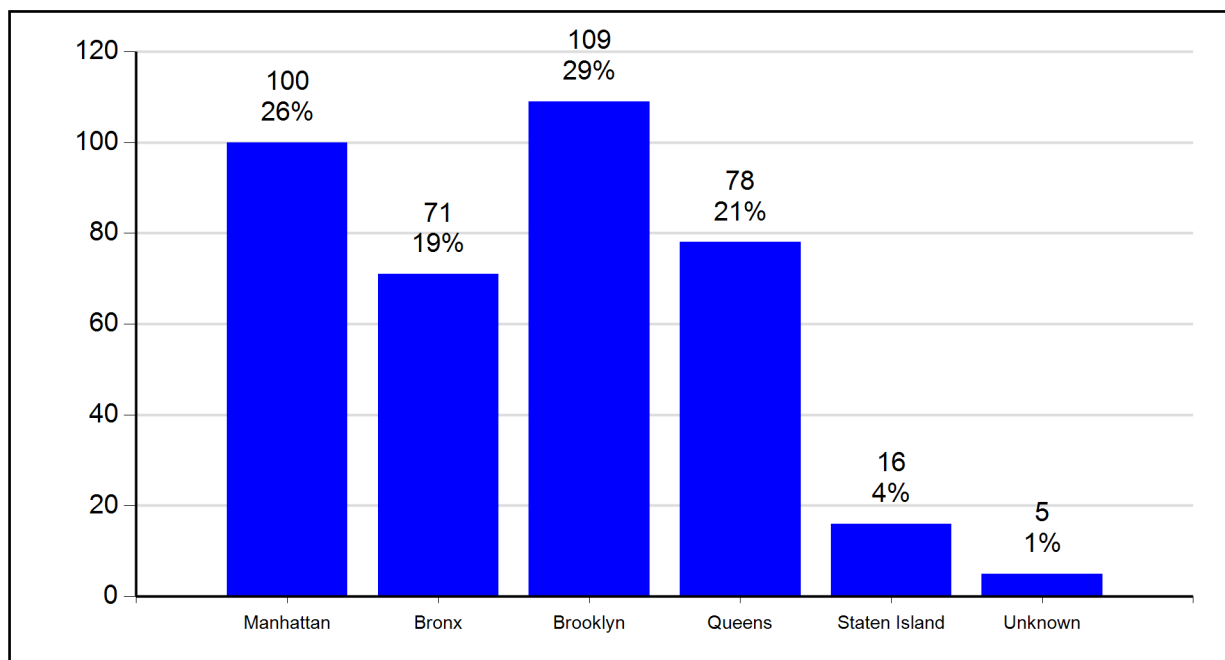


Figure 5: CCRB Complaints Received By Borough of Occurrence (YTD 2018)

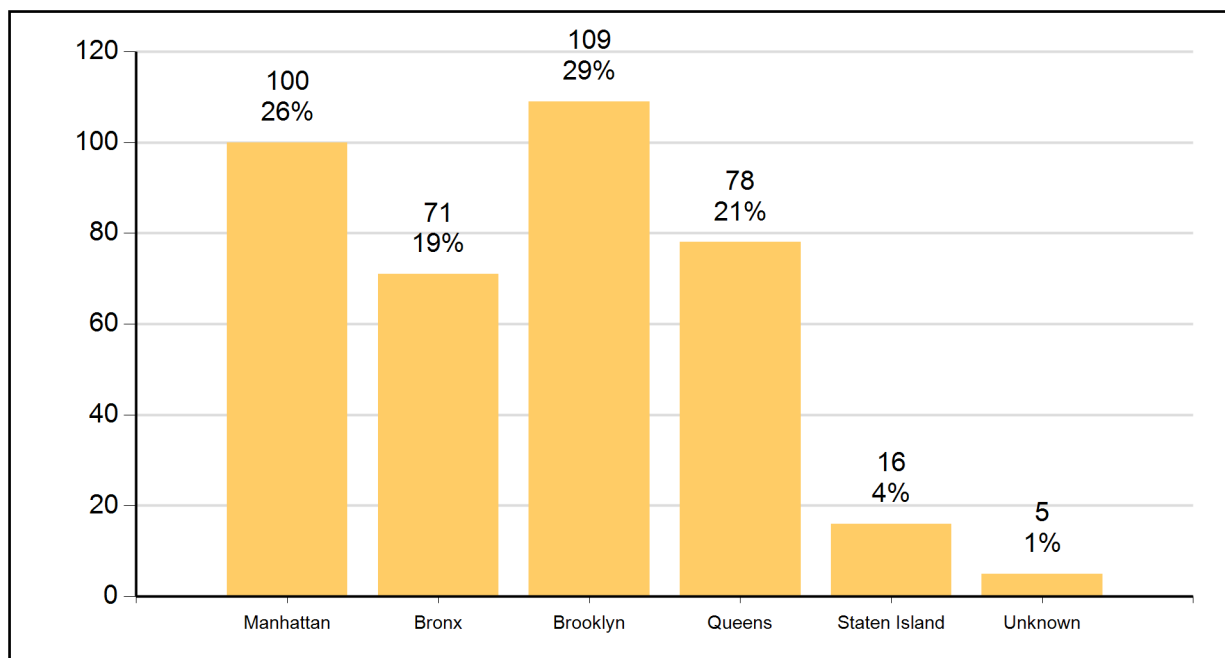


Figure 6: CCRB Complaints Received By Precinct of Occurrence (January 2018)

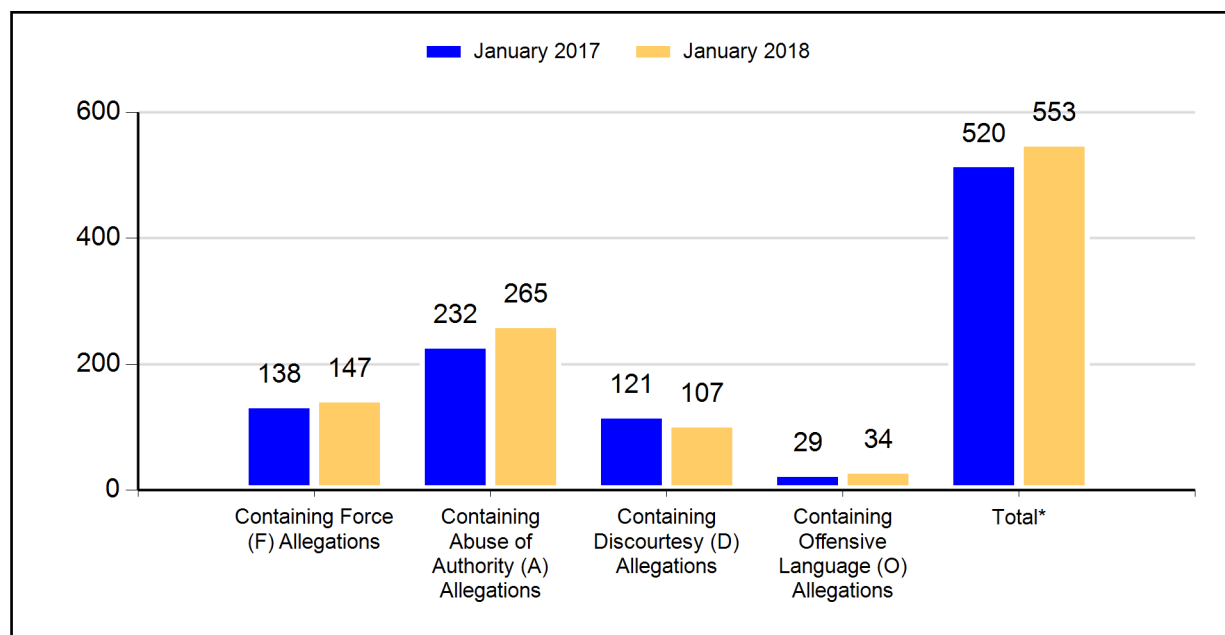
NYPD Precinct of Occurrence*	Number of Complaints	NYPD Precinct of Occurrence*	Number of Complaints
1	4	67	5
5	6	68	2
6	5	69	4
7	7	70	5
9	5	71	4
10	4	72	3
13	5	73	7
14	10	75	16
17	3	76	4
18	9	77	5
19	3	78	1
20	2	79	10
22	1	81	5
23	5	83	5
24	2	84	2
25	8	88	4
26	4	90	5
28	2	94	1
30	1	100	1
32	5	101	9
33	5	102	4
34	3	103	5
40	10	104	2
41	6	105	7
42	4	107	7
43	4	108	2
44	9	109	4
45	3	110	8
46	8	111	2
47	6	112	1
48	5	113	10
49	6	114	15
50	3	120	3
52	8	121	4
60	4	122	3
61	5	123	6
62	6	Unknown	6
63	6		

*These figures track where an incident occurred, not necessarily the Command of the officer. Please review Figures 62A-62Q for Command Level data for cases closed in 2017.

Allegations Received

As described in the previous section, the CCRB has jurisdiction over four categories of NYPD misconduct. In comparing January 2017 to January 2018, the number of complaints containing an allegation of Force is up, Abuse of Authority complaints are up, Discourtesy are down and Offensive Language are up. Figures for the year-to-date comparison show that in 2018, complaints containing an allegation of Force are up, Abuse of Authority are up, Discourtesy are down and Offensive Language are up.

Figure 7: CCRB Complaints Received By Type of Allegation (January 2017 vs. January 2018)



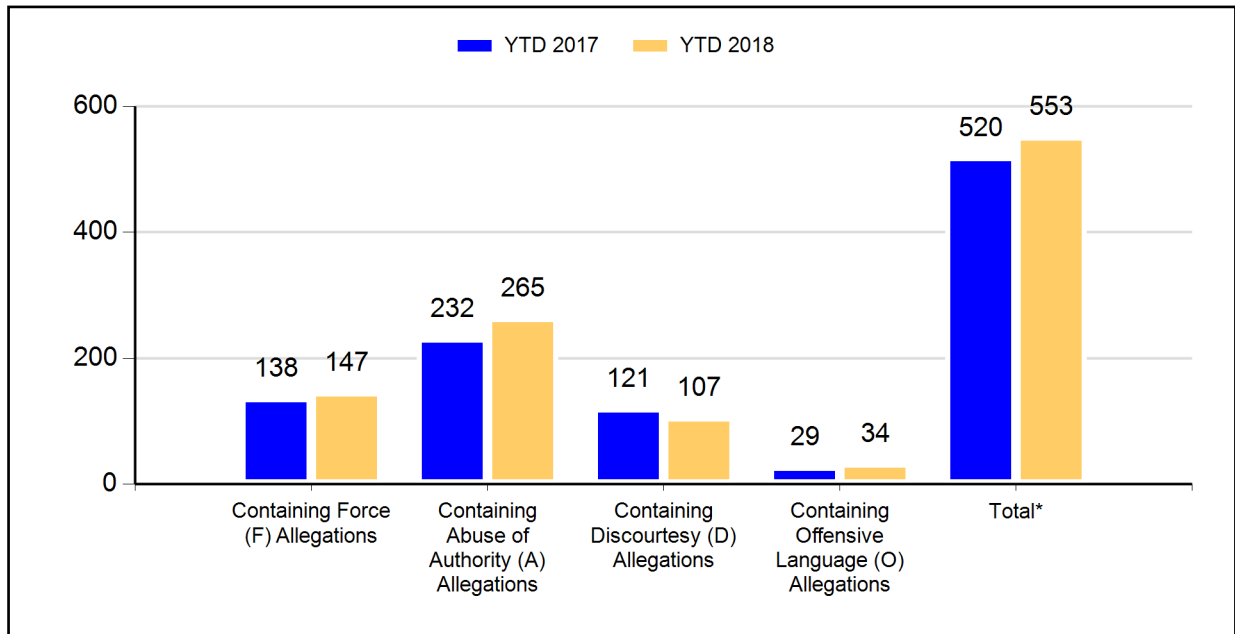
*This is the total of distinct FADO allegation types in complaints received.

Figure 8: CCRB Complaints Received By Type of Allegation (% of Complaints)

	January 2017		January 2018		Change	% Change
	Count	% of Total Complaints	Count	% of Total Complaints		
Force (F)	138	40%	147	39%	9	7%
Abuse of Authority (A)	232	67%	265	70%	33	14%
Discourtesy (D)	121	35%	107	28%	-14	-12%
Offensive Language (O)	29	8%	34	9%	5	17%
Total FADO Allegations	520		553		33	6%
Total Complaints	345		379		34	10%

Note: the number of allegations in recently received complaints typically grows somewhat as the complaints are investigated.

Figure 9: CCRB Complaints Received By Type of Allegation (YTD 2017 vs. YTD 2018)



*This is the total of distinct FADO allegation types in complaints received.

Figure 10: CCRB Complaints Received By Type of Allegation YTD (% of Complaints)

	YTD 2017		YTD 2018		Change	% Change
	Count	% of Total Complaints	Count	% of Total Complaints		
Force (F)	138	40%	147	39%	9	7%
Abuse of Authority (A)	232	67%	265	70%	33	14%
Discourtesy (D)	121	35%	107	28%	-14	-12%
Offensive Language (O)	29	8%	34	9%	5	17%
Total FADO Allegations	520		553		33	6%
Total Complaints	345		379		34	10%

Note: the number of allegations in recently received complaints typically grows somewhat as the complaints are investigated.

Figure 11: Total Allegations (% of Total Allegations)

	January 2017		January 2018		Change	% Change
	Count	% of Total Allegations	Count	% of Total Allegations		
Force (F)	271	24%	272	27%	1	0%
Abuse of Authority (A)	624	56%	567	56%	-57	-9%
Discourtesy (D)	176	16%	141	14%	-35	-20%
Offensive Language (O)	36	3%	41	4%	5	14%
Total Allegations	1107		1021		-86	-8%
Total Complaints	345		379		34	10%

Figure 12: Total Allegations YTD (% of Total Allegations)

	YTD 2017		YTD 2018		Change	% Change
	Count	% of Total Allegations	Count	% of Total Allegations		
Force (F)	271	24%	272	27%	1	0%
Abuse of Authority (A)	624	56%	567	56%	-57	-9%
Discourtesy (D)	176	16%	141	14%	-35	-20%
Offensive Language (O)	36	3%	41	4%	5	14%
Total Allegations	1107		1021		-86	-8%
Total Complaints	345		379		34	10%

The number of allegations in recently received complaints typically grows as the complaints are investigated.

CCRB Docket

As of the end of January 2018, 83% of active CCRB cases are fewer than five months old, and 95% active cases have been open for fewer than eight months.

Figure 13: Age of Active Cases Based on Received Date (January 2018)

Case Age Group	Count	% of Total
Cases 0-4 Months	934	82.8%
Cases 5-7 Months	142	12.6%
Cases 8-11 Months	40	3.5%
Cases 12-18 Months*	6	0.5%
Cases Over 18 Months**	6	0.5%
Total	1128	100%

*12-18 Months: 1 case that was reopened; 3 cases that were on DA Hold.

**Over18 Months: 1 case that was reopened; 5 cases that were on DA Hold.

Figure 14: Age of Active Cases Based on Incident Date (January 2018)

	Count	% of Total
Cases 0-4 Months	858	76.1%
Cases 5-7 Months	171	15.2%
Cases 8-11 Months	60	5.3%
Cases 12-18 Months*	28	2.5%
Cases Over 18 Months**	11	1.0%
Total	1128	100%

*12-18 Months: 1 case that was reopened; 3 cases that were on DA Hold.

**Over18 Months: 2 cases that were reopened; 6 cases that were on DA Hold.

An active case is here defined as an investigation; cases in mediation are excluded.

Figure 15: Number of Active Investigations (January 2017 - January 2018)

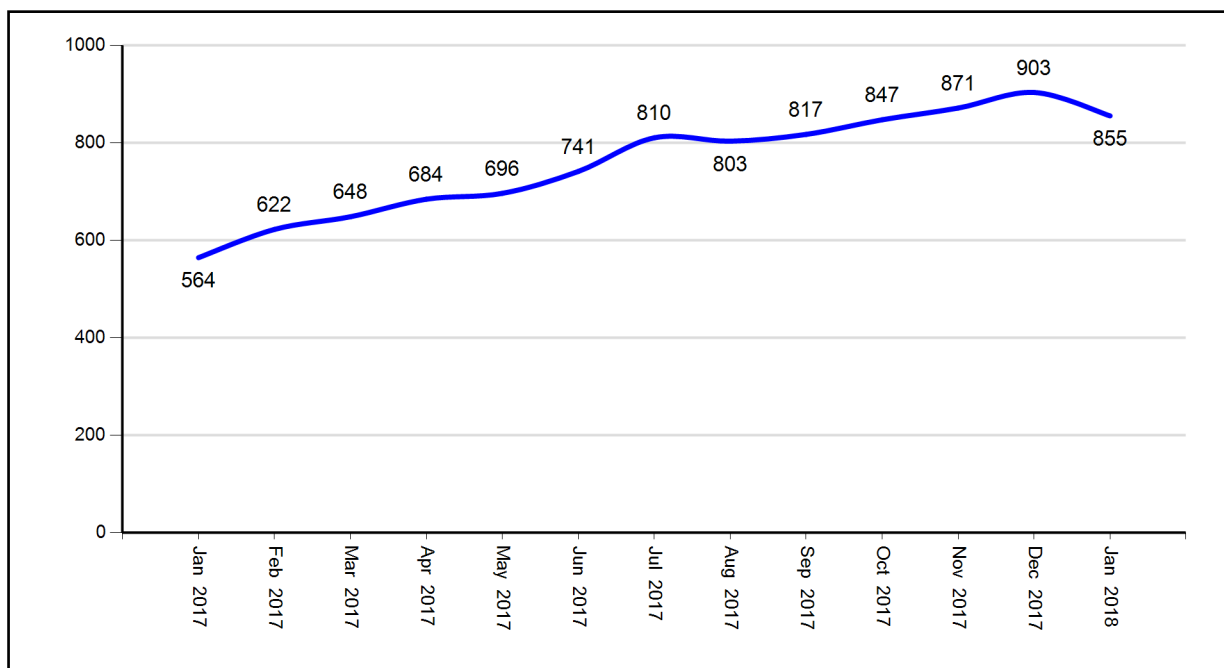


Figure 16: Open Docket Analysis

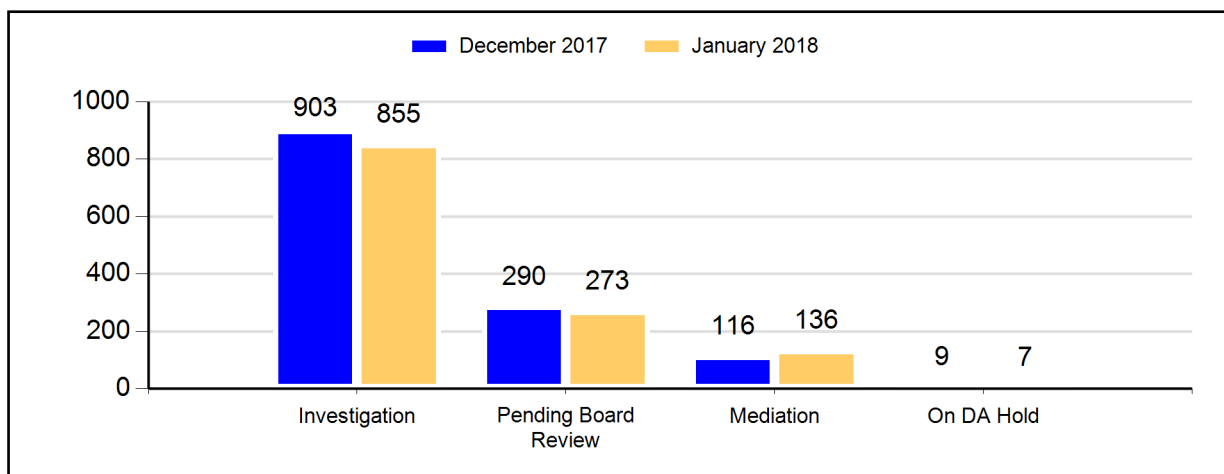


Figure 17: Open Docket Analysis with % Change

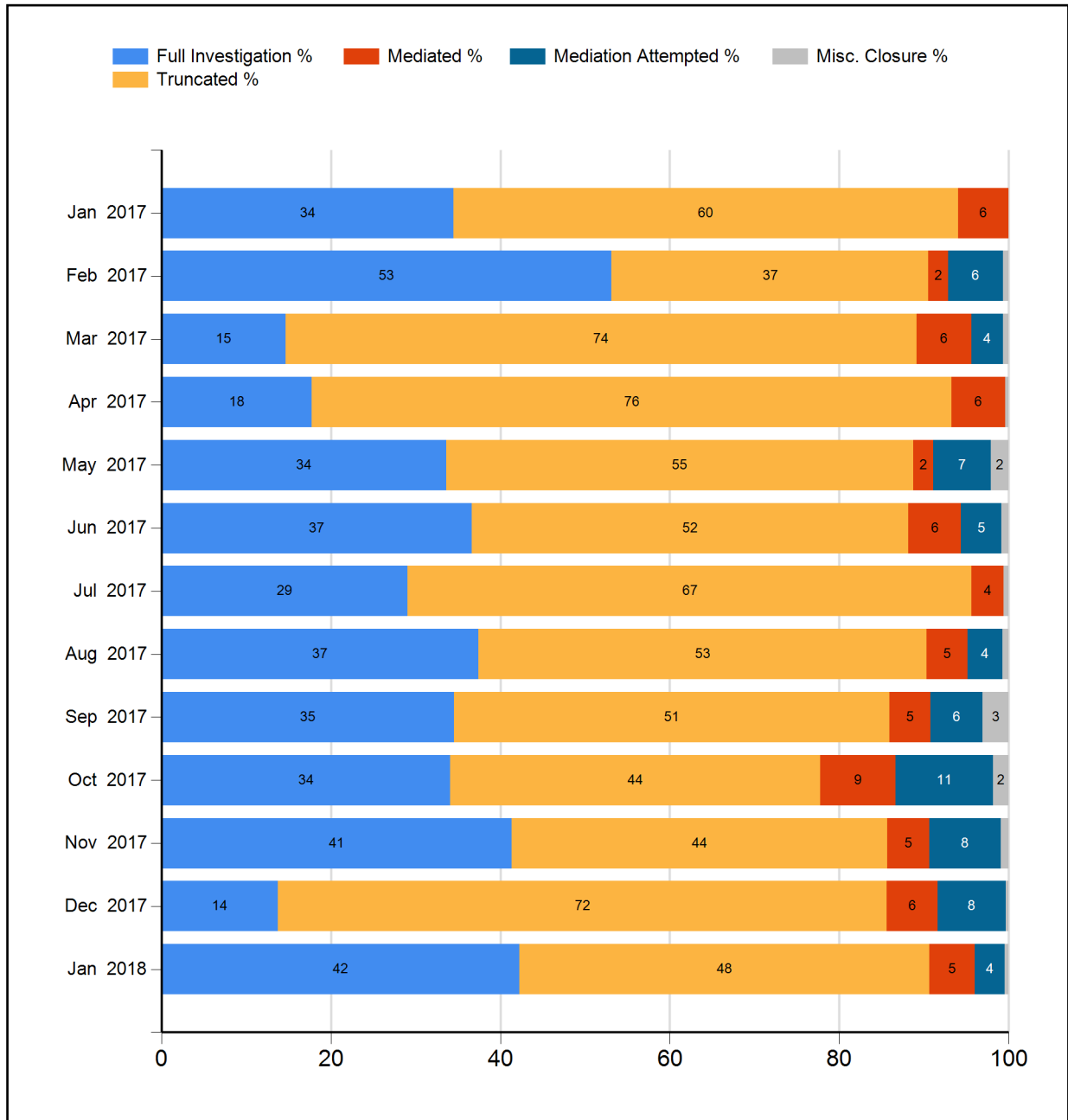
	December 2017		January 2018		Change	% Change
	Count	% of Total	Count	% of Total		
Investigations	903	69%	855	67%	-48	-5%
Pending Board Review	290	22%	273	21%	-17	-6%
Mediation	116	9%	136	11%	20	17%
On DA Hold	9	1%	7	1%	-2	-22%
Total	1318		1271		-47	-4%

Closed Cases

Resolving Cases

In January 2018, the CCRB fully investigated 42% of the cases it closed, and resolved (fully investigated, mediated or mediation attempted) 51% of the cases it closed.

Figure 18: Case Resolutions (January 2017 - January 2018) (%)



Dispositions

Cases fully investigated by the CCRB generally receive one of five outcomes:

- If the alleged misconduct is found to have occurred, based on the preponderance of the evidence, the allegation is **substantiated**.
- If there is not enough evidence to determine whether or not the alleged misconduct occurred, the allegation is **unsubstantiated**.
- If the preponderance of the evidence suggests that the event or alleged act did not occur, the allegation is **unfounded**.
- If the event did occur, but was not improper by a preponderance of evidence, the allegation is **exonerated**.
- If the CCRB was unable to identify any of the officers accused of misconduct, the case is closed as **officer unidentified**.

Additionally, a case might be **mediated**, with the subject officer and complainant discussing the incident in the presence of a neutral third-party moderator, or closed as **mediation attempted**, the designation for a case in which both the officer and the civilian agree to mediate, but the civilian fails to appear twice for the scheduled mediation session or fails to respond to attempts to schedule a mediation session. Finally, a case that cannot be fully investigated due to complainant/alleged victim unavailability or lack of cooperation is **truncated**.

Case Abstracts

The following case abstracts are taken from complaints closed this month and serve as examples of what the different CCRB dispositions mean in practice:

1. Substantiated

An officer responded to a physical altercation outside a café and punched a man. The man said the officer handcuffed him and punched him in the face when the man's hands were secured behind his back. The officer said once he had secured the man's right hand in the handcuffs, the man physically resisted the officer and refused to the commands to stop resisting. During this time, an unidentified male began bumping into the officer and insisting the man had done nothing wrong. The officer admitted to punching the man in the face because he was physically and verbally noncompliant and because there were more civilians than him. Although it was disputed at what time during the incident the officer punched the man, either time would not have been reasonable under the circumstances. Even if the incident had occurred as the officer testified, the officer failed to pursue alternatives involving less force, did not take the man to the ground before using force, or did not call for assistance. As a result, the Board Substantiated the force allegation.

2. Unsubstantiated

Officers executed a warrant to arrest a man and used physical force to get him into the police van. Although it is not disputed the man refused requests to enter the police van, the events that occurred after are contested. The man said when he questioned the officers why he was being arrested and ordered to enter the van, the officers responded by cursing and using profanity. The officers stated they requested back up because the man was resisting their efforts to get him into the police van. During the incident, none of the officers remember any officers use profanity. Due to the conflicting statements, the investigation was unable to determine if the officers used profanity during the incident. As a result, the Board

Unsubstantiated the discourtesy allegation.

3. Unfounded

A man alleged that officers used physical force during his arrest and broke his foot. The man said that officers were attempting to place him under arrest, but he frequently contradicted himself during his phone statement and in person statement. The man's statements about how he broke his foot ranged from he jumped on the subway tracks to escape the officers, the officers intentionally pushed him on the tracks, to the officers stepped on his foot with such force to cause the break. Medical records of the incident indicate the man was running and twisted his ankle. The investigation determined the officers did not use physical force against the man during the arrest. As a result, the Board Unfounded the force allegation.

4. Exonerated

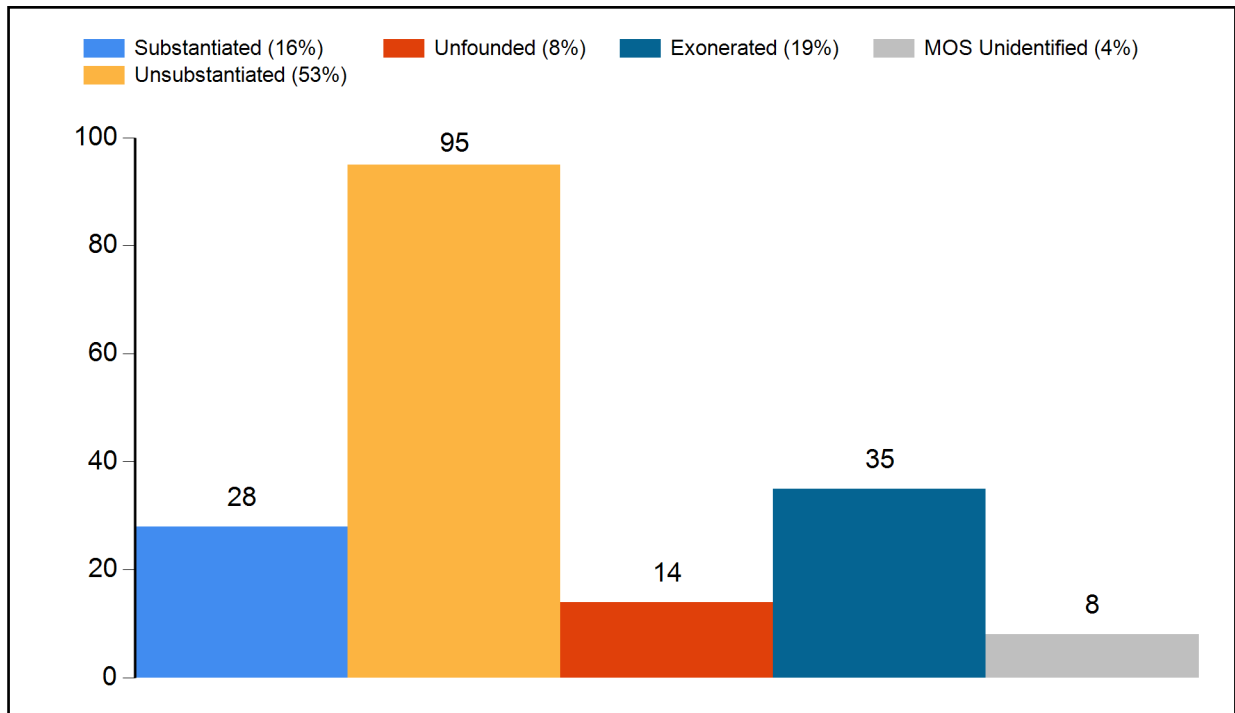
Officers used force on a man who refused to enter a holding cell. The man had gone to the stationhouse to retrieve his belongings from a previous arrest, but he got into a dispute with one of the officers on duty and refused to leave the premises and resisted officers' attempts to escort him out. As a result, officers arrested the man and placed him in a holding cell. Officers allowed the man out of the holding cell so he could use the restroom, but the man refused to re-enter the cell. The officers said they tried to reason with the man to gain compliance. The officers attempted to pull the man into the cell and the struggle went to the ground. The man complained of wrist pain and an abrasion to his leg, but acknowledged he refused to comply with numerous instructions to return to the cell. The investigation determined the officers used reasonable force to compel the man to return to the cell and the Board Exonerated the force allegation.

5. Officer Unidentified

A man was stopped by officers and threatened with arrested. The man said he used the restroom and returned to use it again 10 minutes later. Two unidentified officers entered the restroom and told the man to leave because they received a report he was arguing with people in the restroom. The man said he felt uncomfortable and went to take a cell phone picture of the officers but was threatened with arrest by one of the officers if he took his phone from his pocket. The officers left without arresting the man or issuing a summons. The investigation identified multiple commands that were working near the incident location due to the holiday weekend, but the man provided a broad description of the officers and the investigation was not able to determine a subject officer for the incident. As a result, the investigation was closed as Officer Unidentified.

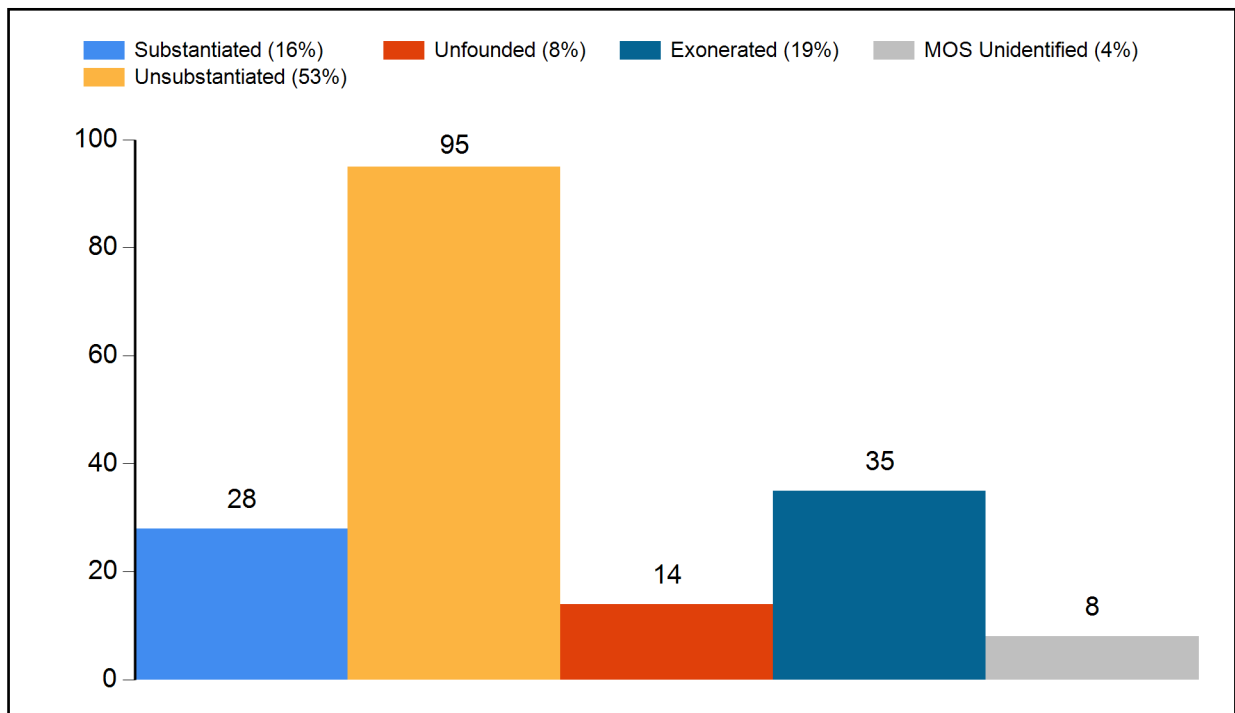
Dispositions - Full Investigations

Figure 19: Disposition Counts of Full Investigations (January 2018)



Due to the reconsideration process, counts are subject to change.

Figure 20: Disposition Counts of Full Investigations (YTD 2018)



Due to the reconsideration process, counts are subject to change.

Dispositions - All CCRB Cases

In addition to full investigations, CCRB cases can be closed through mediation and truncation. The following table lists all the CCRB case closures for the current month and year-to-date.

Figure 21: Disposition of Cases (2017 vs 2018)

	Jan 2017		Jan 2018		YTD 2017		YTD 2018	
Full Investigations	Count	% of Total	Count	% of Total	Count	% of Total	Count	% of Total
Substantiated	18	20%	28	16%	18	20%	28	16%
Exonerated	14	15%	35	19%	14	15%	35	19%
Unfounded	10	11%	14	8%	10	11%	14	8%
Unsubstantiated	39	42%	95	53%	39	42%	95	53%
MOS Unidentified	11	12%	8	4%	11	12%	8	4%
Total - Full Investigations	92		180		92		180	
Mediation Closures	Count	% of Total	Count	% of Total	Count	% of Total	Count	% of Total
Mediated	16	100%	23	61%	16	100%	23	61%
Mediation Attempted	0	0%	15	39%	0	0%	15	39%
Total - ADR Closures	16		38		16		38	
Resolved Case Total	108	40%	218	51%	108	40%	218	51%
Truncations / Other Closures	Count	% of Total	Count	% of Total	Count	% of Total	Count	% of Total
Complaint withdrawn	41	26%	31	15%	41	26%	31	15%
Complainant/Alleged Victim/Witness uncooperative	89	56%	125	60%	89	56%	125	60%
Complainant/Alleged Victim/Witness unavailable	28	18%	26	12%	28	18%	26	12%
Alleged Victim unidentified	1	1%	3	1%	1	1%	3	1%
Closed - Pending Litigation*	0	0%	21	10%	0	0%	21	10%
Miscellaneous	0	0%	1	0%	0	0%	1	0%
Administrative closure**	0	0%	1	0%	0	0%	1	0%
Total - Other Case Dispositions	159		208		159		208	
Total - Closed Cases	267		426		267		426	

* Closed - Pending Litigation is a truncation category added in August 2017. It indicates that the complaint was truncated due to the complainant/alleged victim's attorney.

**Administrative closure is a special category that deals with NYPD's Internal Affairs Bureau-referred cases or spin off cases with no complainant/alleged victim, and in which CCRB attempts to locate or identify a complainant/alleged victim has yielded no results.

Dispositions - FADO Allegations

“Allegations” are different than “cases.” A case or complaint is based on an incident and may contain one or more allegations of police misconduct. The allegation substantiation rate is 9% for the month of January 2018, and the allegation substantiation rate is 9% year-to-date. The type of allegation the CCRB is most likely to substantiate is Abuse of Authority – substantiating 11% of such allegations during January 2018, and 11% for the year.

Figure 22: Disposition of Allegations (2017 vs 2018)

	Jan 2017		Jan 2018		YTD 2017		YTD 2018	
Fully Investigated Allegations	Count	%of Total	Count	%of Total	Count	%of Total	Count	%of Total
Substantiated	40	9%	65	9%	40	9%	65	9%
Unsubstantiated	143	33%	335	44%	143	33%	335	44%
Unfounded	52	12%	51	7%	52	12%	51	7%
Exonerated	135	31%	235	31%	135	31%	235	31%
MOS Unidentified	60	14%	76	10%	60	14%	76	10%
Total - Full Investigations	430		762		430		762	

Mediation Closures	Count	%of Total	Count	%of Total	Count	%of Total	Count	%of Total
Mediated	46	100%	45	50%	46	100%	45	50%
Mediation Attempted	0	0%	45	50%	0	0%	45	50%
Total - ADR Closures	46		90		46		90	

Truncations / Other Closures	Count	%of Total	Count	%of Total	Count	%of Total	Count	%of Total
Complaint withdrawn	77	20%	64	12%	77	20%	64	12%
Complainant/Alleged Victim/Witness uncooperative	259	68%	380	69%	259	68%	380	69%
Complainant/Alleged Victim/Witness unavailable	43	11%	52	9%	43	11%	52	9%
Alleged Victim unidentified	3	1%	4	1%	3	1%	4	1%
Closed - Pending Litigation	0	0%	50	9%	0	0%	50	9%
Miscellaneous	1	0%	2	0%	1	0%	2	0%
Administrative closure	0	0%	2	0%	0	0%	2	0%
Total - Other Case Dispositions	383		554		383		554	

Total - Closed Allegations	859		1406		859		1406	
-----------------------------------	-----	--	------	--	-----	--	------	--

Figure 23: Disposition of Allegations By FADO Category (January 2018)

	Substantiated	Unsubstantiated	Exonerated	Unfounded	Officers Unidentified	Total
Force	15 7%	71 32%	88 40%	27 12%	21 9%	222 100%
Abuse of Authority	44 11%	176 42%	144 34%	13 3%	41 10%	418 100%
Discourtesy	5 5%	73 72%	3 3%	9 9%	11 11%	101 100%
Offensive Language	1 5%	15 71%	0 0%	2 10%	3 14%	21 100%
Total	65 9%	335 44%	235 31%	51 7%	76 10%	762 100%

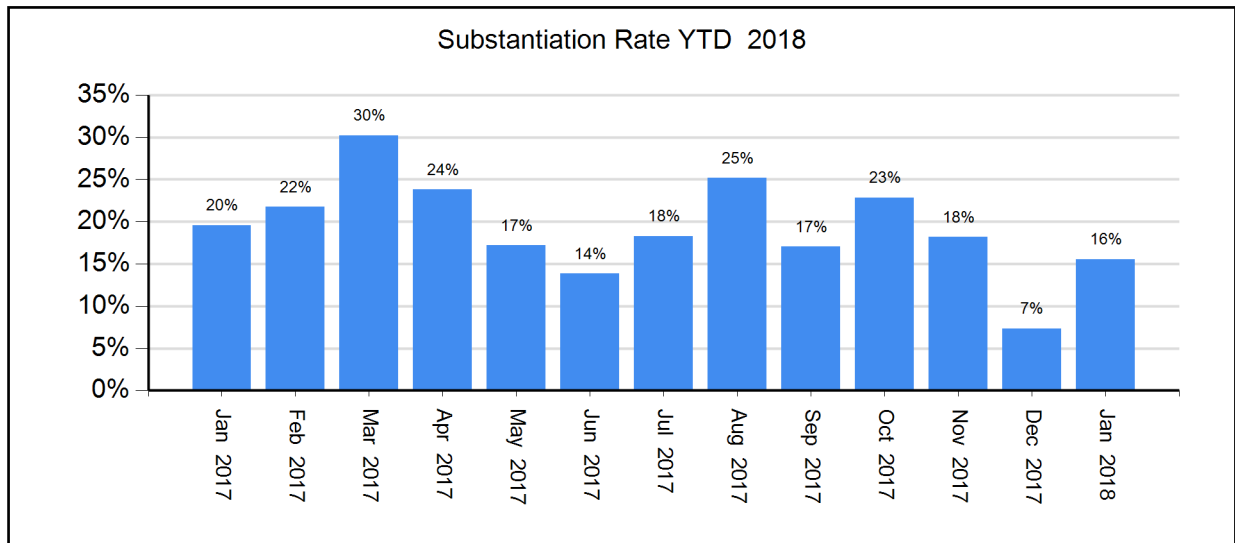
Figure 24: Disposition of Allegations By FADO Category (YTD 2018)

	Substantiated	Unsubstantiated	Exonerated	Unfounded	Officers Unidentified	Total
Force	15 7%	71 32%	88 40%	27 12%	21 9%	222 100%
Abuse of Authority	44 11%	176 42%	144 34%	13 3%	41 10%	418 100%
Discourtesy	5 5%	73 72%	3 3%	9 9%	11 11%	101 100%
Offensive Language	1 5%	15 71%	0 0%	2 10%	3 14%	21 100%
Total	65 9%	335 44%	235 31%	51 7%	76 10%	762 100%

Substantiation Rates

The January 2018 case substantiation rate was 16%.

Figure 25: Percentage of Cases Substantiated (January 2017 - January 2018)

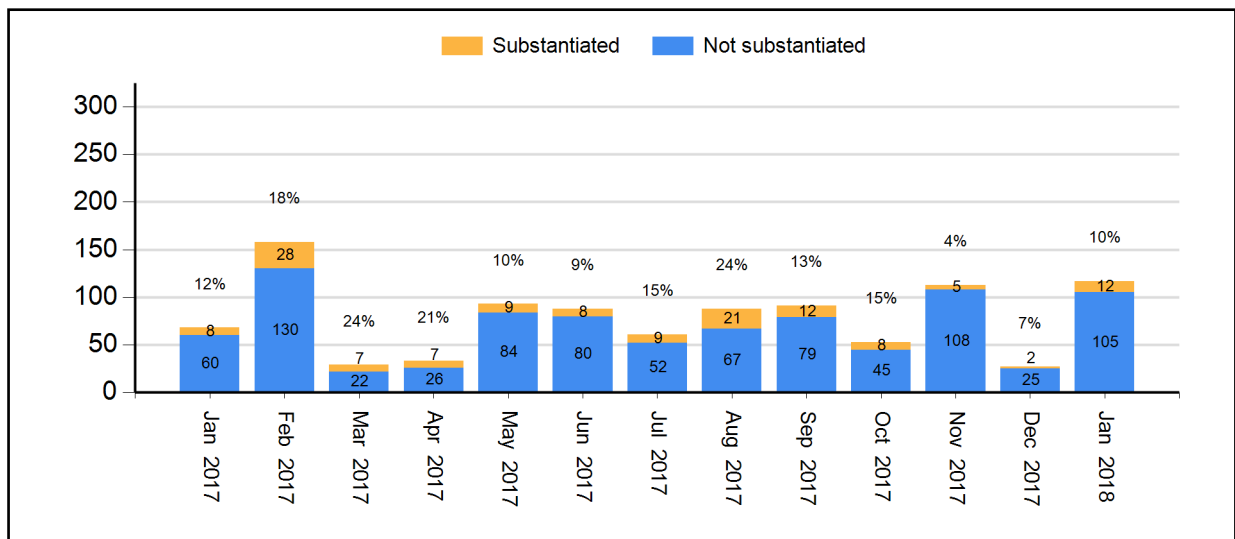


Due to the reconsideration process, counts are subject to change.

Substantiation Rates and Video

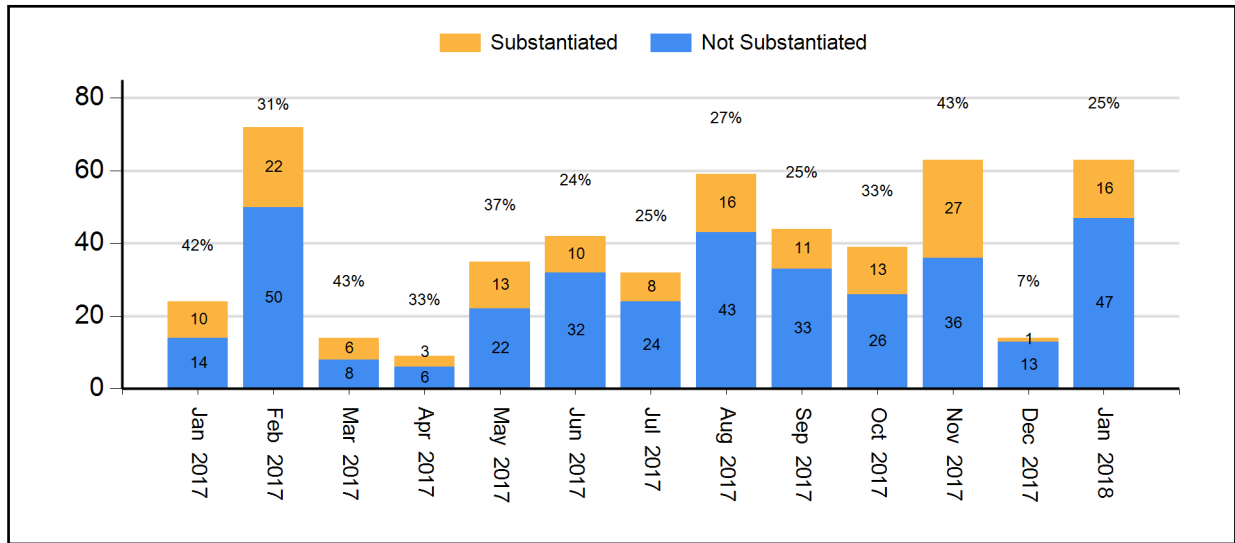
In general, investigations relying on video evidence from security cameras or personal devices result in much higher substantiation rates.

Figure 26: Substantiation Rates for Full Investigations without Video (Jan 2018 - Jan 2018)
(% substantiated shown)



Due to the reconsideration process, counts are subject to change.

Figure 27: Substantiation Rates for Full Investigations with Video (Jan 2018 - Jan 2018)
 (% substantiated shown)



Due to the reconsideration process, counts are subject to change.

Board Discipline Recommendations for Substantiated Complaints

After a CCRB investigative team has completed its investigation and recommended the substantiation of a complaint against an officer, a panel of three Board members determines whether to substantiate the allegation and make a disciplinary recommendation.

- “Charges and Specifications” are the most severe form of discipline. A decision to assign Charges commences a process that may result in an administrative trial in the NYPD Trial Room. An officer may lose vacation days, be suspended, or be terminated from the Department if the officer is found guilty.
- “Instructions” or “Formalized Training” are the least severe discipline, often recommended for officers who misunderstand a policy. This determination results in training at the command level (Instructions) or training at the Police Academy or NYPD Legal Bureau (Formalized Training).
- “Command Discipline” is recommended for misconduct that is moderately serious, but does not rise to the level of that associated with Charges. An officer can lose up to ten vacation days as a result of a Command Discipline.
- When the Board has recommended Instructions, Formalized Training or Command Discipline, the case is sent to the NYPD Commissioner to impose training and/or other penalties. Cases where the Board recommends charges are prosecuted by the CCRB’s Administrative Prosecution Unit.

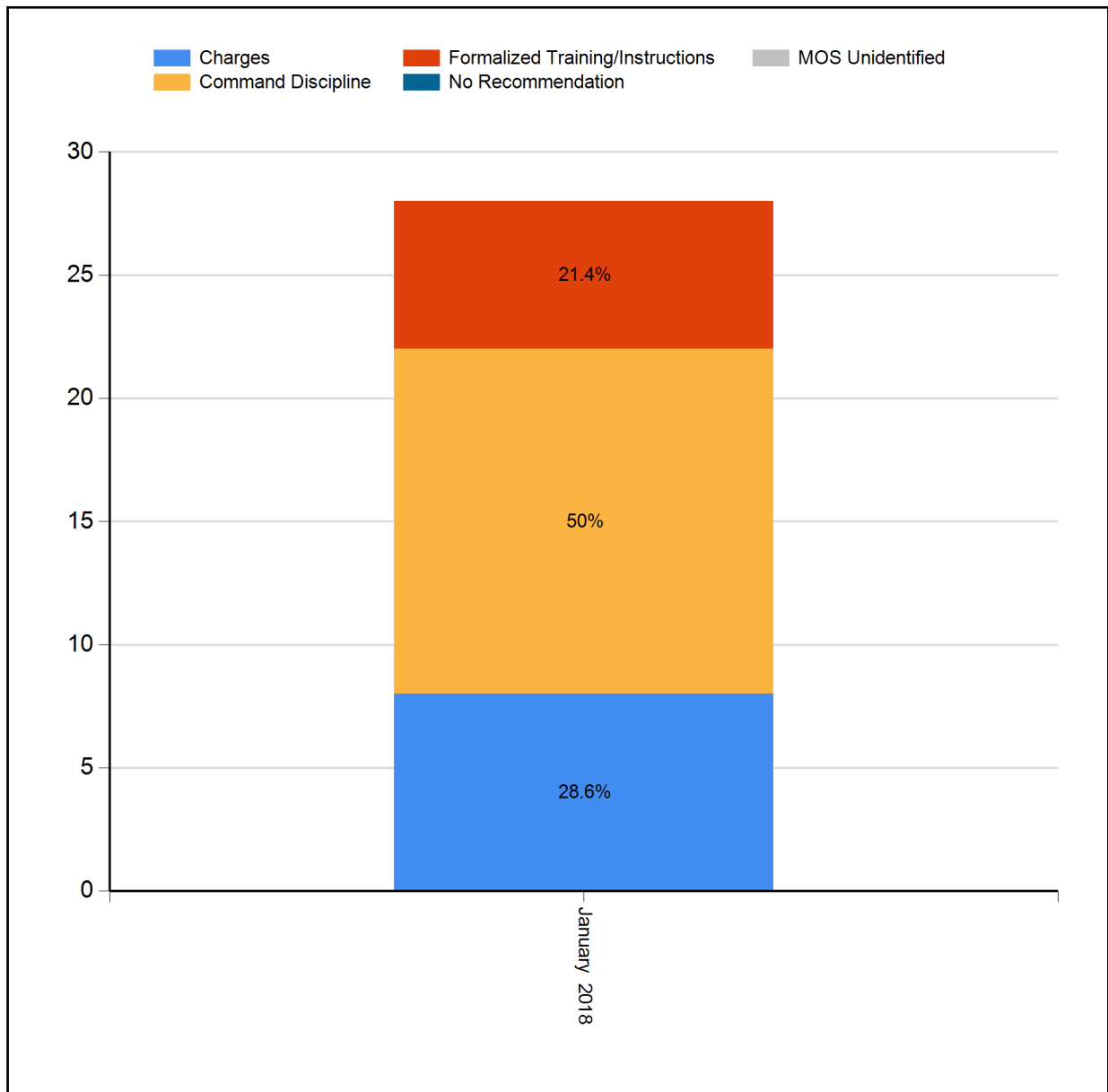
Figure 28: Board Discipline Recommendations For Substantiated Complaints*
(Jan 2017, Jan 2018, YTD 2017, YTD 2018)

Disposition	January 2017		January 2018		YTD 2017		YTD 2018	
	Count	%of Total	Count	%of Total	Count	%of Total	Count	%of Total
Charges	0	0%	8	29%	0	0%	8	29%
Command Discipline	14	78%	14	50%	14	78%	14	50%
Formalized Training	3	17%	3	11%	3	17%	3	11%
Instructions	1	6%	3	11%	1	6%	3	11%
MOS Unidentified	0	0%	0	0%	0	0%	0	0%
Total	18		28		18		28	

Due to the reconsideration process, counts are subject to change.

* A complaint containing a number of substantiated allegations against a number of different officers will typically generate a variety of different disciplinary recommendations. To determine the disciplinary recommendation associated with the complaint as a whole, the CCRB uses the most severe disciplinary recommendation made. The order of severity is: 1) Charges 2) Command Discipline 3) Formalized Training 4) Instructions.

Figure 29: Board Discipline Recommendations For Substantiated Complaints* (2018)



Due to the reconsideration process, counts are subject to change.

* A complaint containing a number of substantiated allegations against a number of different officers will typically generate a variety of different disciplinary recommendations. To determine the disciplinary recommendation associated with the complaint as a whole, the CCRB uses the most severe disciplinary recommendation made. The order of severity is: 1) Charges 2) Command Discipline 3) Formalized Training 4) Instructions.

Board Discipline Recommendations for Officers with Substantiated Allegations

A substantiated CCRB complaint may generate multiple substantiated allegations against multiple officers. Each substantiated allegation will carry its own discipline recommendation from the CCRB Board.

The following table presents the number of officers against whom discipline recommendations have been made as a result of a substantiated CCRB complaint. Where there are multiple substantiated allegations with multiple disciplinary recommendations for an officer in a complaint, the most severe disciplinary recommendation is used to determine the overall recommendation for that officer.

Figure 30: Board Discipline Recommendations for Officers with Substantiated Allegations*
(Jan 2017, Jan 2018, YTD 2017, YTD 2018)

Disposition	January 2017		January 2018		YTD 2017		YTD 2018	
	Count	%of Total	Count	%of Total	Count	%of Total	Count	%of Total
Charges	0	0%	10	27%	0	0%	10	27%
Command Discipline	23	85.2%	20	54.1%	23	85.2%	20	54.1%
Formalized Training	3	11.1%	3	8.1%	3	11.1%	3	8.1%
Instructions	1	3.7%	4	10.8%	1	3.7%	4	10.8%
MOS Unidentified	0	0%	0	0%	0	0%	0	0%
Total	27		37		27		37	

Due to the reconsideration process, counts are subject to change.

* The counts in this table reflect the number of distinct MOS with a substantiated allegation in each complaint.

Figure 31: Substantiated Allegations By Borough and NYPD Precinct (January 2018)

The figures in this table reflect all substantiated allegations for each MOS.

Board Disposition	FADO Category	Allegation	Precinct of Occurrence	Borough of Occurrence
Substantiated (Command Discipline A)	Force	Pepper spray	1	Manhattan
Substantiated (Command Discipline A)	Force	Pepper spray	1	Manhattan
Substantiated (Command Discipline A)	Force	Pepper spray	1	Manhattan
Substantiated (Command Discipline A)	Force	Pepper spray	1	Manhattan
Substantiated (Command Discipline A)	Force	Pepper spray	1	Manhattan
Substantiated (Command Discipline A)	Force	Pepper spray	1	Manhattan
Substantiated (Charges)	Abuse of Authority	Stop	6	Manhattan
Substantiated (Charges)	Abuse of Authority	Stop	6	Manhattan
Substantiated (Command Discipline A)	Abuse of Authority	Refusal to provide name/shield number	17	Manhattan
Substantiated (Charges)	Abuse of Authority	Other	19	Manhattan
Substantiated (Charges)	Force	Physical force	19	Manhattan
Substantiated (Formalized Training)	Abuse of Authority	Search (of person)	22	Manhattan
Substantiated (Charges)	Abuse of Authority	Retaliatory summons	23	Manhattan
Substantiated (Charges)	Abuse of Authority	Vehicle search	28	Manhattan
Substantiated (Charges)	Abuse of Authority	Threat of force (verbal or physical)	28	Manhattan
Substantiated (Charges)	Abuse of Authority	Threat to damage/seize property	28	Manhattan
Substantiated (Command Lvl Instructions)	Abuse of Authority	Refusal to provide name/shield number	28	Manhattan
Substantiated (Command Lvl Instructions)	Abuse of Authority	Refusal to provide name/shield number	28	Manhattan
Substantiated (Charges)	Discourtesy	Word	28	Manhattan
Substantiated (Charges)	Force	Chokehold	28	Manhattan
Substantiated (Charges)	Force	Physical force	28	Manhattan
Substantiated (Charges)	Offensive Language	Gender	28	Manhattan
Substantiated (Command Discipline B)	Abuse of Authority	Other	32	Manhattan
Substantiated (Command Discipline B)	Abuse of Authority	Interference with recording	32	Manhattan
Substantiated (Command Discipline B)	Abuse of Authority	Interference with recording	32	Manhattan
Substantiated (Charges)	Abuse of Authority	Premises entered and/or searched	34	Manhattan
Substantiated (Formalized Training)	Abuse of Authority	Threat of arrest	40	Bronx
Substantiated (Formalized Training)	Abuse of Authority	Threat of arrest	40	Bronx
Substantiated (Formalized Training)	Abuse of Authority	Threat of force (verbal or physical)	40	Bronx
Substantiated (Formalized Training)	Abuse of Authority	Retaliatory arrest	40	Bronx
Substantiated (Formalized Training)	Abuse of Authority	Stop	40	Bronx
Substantiated (Charges)	Force	Chokehold	40	Bronx
Substantiated (Charges)	Force	Physical force	40	Bronx
Substantiated (Charges)	Force	Other	40	Bronx
Substantiated (Command Discipline A)	Abuse of Authority	Threat of summons	43	Bronx
Substantiated (Command Lvl Instructions)	Abuse of Authority	Threat of arrest	43	Bronx
Substantiated (Command Lvl Instructions)	Abuse of Authority	Threat of arrest	43	Bronx
Substantiated (Command Discipline A)	Discourtesy	Word	46	Bronx
Substantiated (Formalized Training)	Abuse of Authority	Frisk	49	Bronx

Board Disposition	FADO Category	Allegation	Precinct of Occurrence	Borough of Occurrence
Substantiated (Charges)	Abuse of Authority	Premises entered and/or searched	60	Brooklyn
Substantiated (Command Discipline B)	Abuse of Authority	Other	63	Brooklyn
Substantiated (Command Discipline B)	Abuse of Authority	Stop	63	Brooklyn
Substantiated (Command Discipline B)	Abuse of Authority	Stop	63	Brooklyn
Substantiated (Command Discipline B)	Force	Physical force	63	Brooklyn
Substantiated (Command Discipline B)	Force	Physical force	63	Brooklyn
Substantiated (Command Discipline A)	Abuse of Authority	Frisk	67	Brooklyn
Substantiated (Command Discipline A)	Abuse of Authority	Stop	67	Brooklyn
Substantiated (Command Discipline A)	Force	Physical force	67	Brooklyn
Substantiated (Charges)	Abuse of Authority	Strip-searched	68	Brooklyn
Substantiated (Charges)	Abuse of Authority	Strip-searched	68	Brooklyn
Substantiated (Charges)	Abuse of Authority	Strip-searched	68	Brooklyn
Substantiated (Charges)	Abuse of Authority	Strip-searched	68	Brooklyn
Substantiated (Command Discipline B)	Abuse of Authority	Frisk	69	Brooklyn
Substantiated (Command Discipline A)	Discourtesy	Word	69	Brooklyn
Substantiated (Command Discipline B)	Abuse of Authority	Vehicle search	70	Brooklyn
Substantiated (Command Discipline B)	Abuse of Authority	Strip-searched	73	Brooklyn
Substantiated (Command Discipline B)	Discourtesy	Action	73	Brooklyn
Substantiated (Command Discipline A)	Abuse of Authority	Premises entered and/or searched	106	Queens
Substantiated (Command Discipline A)	Abuse of Authority	Premises entered and/or searched	106	Queens
Substantiated (Command Lvl Instructions)	Discourtesy	Word	113	Queens
Substantiated (Command Discipline B)	Abuse of Authority	Premises entered and/or searched	120	Staten Island
Substantiated (Command Discipline B)	Abuse of Authority	Premises entered and/or searched	120	Staten Island
Substantiated (Command Discipline B)	Abuse of Authority	Premises entered and/or searched	120	Staten Island
Substantiated (Command Discipline B)	Abuse of Authority	Threat of arrest	120	Staten Island
Substantiated (Command Discipline B)	Abuse of Authority	Threat to damage/seize property	120	Staten Island

Truncations

A “truncation” is a case that is not fully investigated, either because the complainant/alleged victim withdraws the complaint; is uncooperative with the investigation; is not available for the investigative team to interview; or is never identified. The CCRB constantly seeks to lower the number of truncations.

Figure 32: Truncated Allegations (January 2018)

	Withdrawn	Uncooperative	Unavailable	Civilian Unidentified	Pending Litigation*	Total
Force	11	88	21	3	31	154
Abuse of Authority	42	234	28	1	12	317
Discourtesy	9	51	2	0	6	68
Offensive Language	2	7	1	0	1	11
Total	64	380	52	4	50	550

Figure 33: Truncated CCRB Complaints (January 2018)

	Withdrawn	Uncooperative	Unavailable	Civilian Unidentified	Pending Litigation*	Total
Total	31	125	26	3	21	206

Figure 34: Truncated Allegations (YTD 2018)

	Withdrawn	Uncooperative	Unavailable	Civilian Unidentified	Pending Litigation*	Total
Force	11	88	21	3	31	154
Abuse of Authority	42	234	28	1	12	317
Discourtesy	9	51	2	0	6	68
Offensive Language	2	7	1	0	1	11
Total	64	380	52	4	50	550

Figure 35: Truncated CCRB Complaints (YTD 2018)

	Withdrawn	Uncooperative	Unavailable	Civilian Unidentified	Pending Litigation*	Total
Total	31	125	26	3	21	206

*Pending Litigation is a truncation category added in August 2017. It indicates that the complaint was truncated due to the complainant/alleged victim's attorney.

Complaints Against Officers Assigned to Police Service Areas

The Police Service Areas (PSA) are commands that police New York City Housing Developments throughout the five boroughs. PSA complaints are defined as complaints that contain at least one FADO allegation against an officer assigned to a PSA command.

Figure 36: PSA Complaints Closed as % of Total Complaints Closed

	Jan 2017	Jan 2018	YTD 2017	YTD 2018
PSA Complaints	8	29	8	29
Total Complaints	267	426	267	426
PSA Complaints as % of Total	3.0%	6.8%	3.0%	6.8%

A single PSA complaint may contain allegations against multiple officers assigned to multiple PSA commands. The following table breaks out the different PSAs and shows the number of officers assigned to each PSA against whom FADO allegations have been made.

Figure 37: Closed Complaints Against Officers Assigned to a PSA

	Jan 2017	Jan 2018	YTD 2017	YTD 2018
PSA 1	0	4	0	4
PSA 2	2	13	2	13
PSA 3	1	2	1	2
PSA 4	0	10	0	10
PSA 5	0	2	0	2
PSA 6	2	9	2	9
PSA 7	8	9	8	9
PSA 8	0	4	0	4
PSA 9	1	8	1	8
Total	14	61	14	61

Complaints typically contain more than one allegation. The following table shows the allegations made against officers assigned to PSA commands broken out by FADO type.

Figure 38: Closed Allegations Against Officers Assigned to a PSA by FADO Type

	Jan 2017		Jan 2018		YTD 2017		YTD 2018	
	Count	% of Total	Count	% of Total	Count	% of Total	Count	% of Total
Force (F)	4	17%	20	24%	4	17%	20	24%
Abuse of Authority (A)	11	48%	49	59%	11	48%	49	59%
Discourtesy (D)	6	26%	10	12%	6	26%	10	12%
Offensive Language (O)	2	9%	4	5%	2	9%	4	5%
Total	23	100%	83	100%	23	100%	83	100%

Dispositions of Officers Assigned to PSAs

The following tables show the Board disposition of officers assigned to a PSA with a FADO allegation made against them.

Figure 39: Disposition of PSA Officers (2017 vs 2018)

	Jan 2017		Jan 2018		YTD 2017		YTD 2018	
Full Investigations	Count	%of Total	Count	%of Total	Count	%of Total	Count	%of Total
Substantiated	4	40%	3	7%	4	40%	3	7%
Exonerated	3	30%	9	21%	3	30%	9	21%
Unfounded	0	0%	0	0%	0	0%	0	0%
Unsubstantiated	3	30%	30	71%	3	30%	30	71%
MOS Unidentified	0	0%	0	0%	0	0%	0	0%
Total - Full Investigations	10		42		10		42	
Mediation Closures	Count	%of Total	Count	%of Total	Count	%of Total	Count	%of Total
Mediated	0	0%	1	25%	0	0%	1	25%
Mediation Attempted	0	0%	3	75%	0	0%	3	75%
Total - ADR Closures	0		4		0		4	
Resolved Case Total	10	71%	46	75%	10	71%	46	75%
Truncations / Other Closures	Count	%of Total	Count	%of Total	Count	%of Total	Count	%of Total
Complaint withdrawn	3	75%	2	13%	3	75%	2	13%
Complainant/Alleged Victim/Witness uncooperative	1	25%	11	73%	1	25%	11	73%
Complainant/Alleged Victim/Witness unavailable	0	0%	0	0%	0	0%	0	0%
Alleged Victim unidentified	0	0%	0	0%	0	0%	0	0%
Closed - Pending Litigation*	0	0%	2	13%	0	0%	2	13%
Miscellaneous	0	0%	0	0%	0	0%	0	0%
Administrative closure*	0	0%	0	0%	0	0%	0	0%
Total - Other Case Dispositions	4		15		4		15	
Total - Closed Cases	14		61		14		61	

* Closed - Pending Litigation is a truncation category added in August 2017. It indicates that the complaint was truncated due to the complainant/alleged victim's attorney.

**Administrative closure is a special category that deals with NYPD's Internal Affairs Bureau-referred cases or spin off cases with no complainant/alleged victim, and in which CCRB attempts to locate or identify a complainant/alleged victim has yielded no results.

Mediation Unit

Whenever mediation between a complainant/alleged victim and subject officer is suitable, it is offered by CCRB investigators. If the complainant/alleged victim and subject officer both agree to participate, a neutral, third-party mediator facilitates a conversation between the parties. “Mediation Attempted” refers to a situation in which an officer agrees to mediate and the complainant becomes unavailable (after the complainant initially agreed to mediation). The chart below indicates the number of mediations and attempted mediations in January and this year.

Figure 40: Mediated Complaints Closed

	January 2018			YTD 2018		
	Mediated	Mediation Attempted	Total	Mediated	Mediation Attempted	Total
Mediated Complaints	23	15	38	23	15	38

Figure 41: Mediated FADO Allegations Closed

	January 2018			YTD 2018		
	Mediated	Mediation Attempted	Total	Mediated	Mediation Attempted	Total
Force	3	2	5	3	2	5
Abuse of Authority	32	34	66	32	34	66
Discourtesy	7	7	14	7	7	14
Offensive Language	3	2	5	3	2	5
Total	45	45	90	45	45	90

Figure 42: Mediated Complaints By Borough (January 2018)

	Mediations
Bronx	3
Brooklyn	10
Manhattan	5
Queens	4
Staten Island	1

Figure 43: Mediated Allegations By Borough (January 2018)

	Mediations
Bronx	3
Brooklyn	23
Manhattan	7
Queens	10
Staten Island	2

**Figure 44: Mediated Complaints By Precinct
(Jan 2018 - YTD 2018)**

Precinct	Jan 2018	YTD 2018	Precinct	Jan 2018	YTD 2018
1	1	1	70	2	2
5	1	1	71	1	1
14	1	1	72	1	1
17	1	1	73	1	1
18	1	1	75	1	1
46	2	2	78	1	1
52	1	1	100	1	1
60	1	1	101	1	1
63	1	1	105	1	1
69	1	1	113	1	1
			121	1	1

**Figure 45: Mediated Allegations By Precinct
(Jan 2018 - YTD 2018)**

Precinct	Jan 2018	YTD 2018	Precinct	Jan 2018	YTD 2018
1	1	1	70	5	5
5	1	1	71	1	1
14	1	1	72	2	2
17	3	3	73	1	1
18	1	1	75	1	1
46	2	2	78	4	4
52	1	1	100	2	2
60	5	5	101	3	3
63	3	3	105	4	4
69	1	1	113	1	1
			121	2	2

Administrative Prosecution Unit

The CCRB's Administrative Prosecution Unit (APU) prosecutes police misconduct cases when the Board has recommended charges, in the NYPD Trial Room. The APU is also able to offer pleas to officers who admit guilt rather than going to trial. Following a plea agreement or the conclusion of a disciplinary trial, cases are sent to the Police Commissioner for final penalties.

Figure 46: Administrative Prosecution Unit Case Closures

Disposition Category	Prosecution Disposition	Jan 2018	YTD 2018
Disciplinary Action	Not guilty after trial but Discipline Imposed	0	0
	Guilty after trial	0	0
	Trial verdict dismissed by PC, Comm. Disc. A imposed	0	0
	Trial verdict dismissed by PC, Comm. Disc. B imposed	0	0
	Trial verdict dismissed by PC, Formalized Training imposed	0	0
	Trial verdict dismissed by PC, Instructions imposed	0	0
	Trial verdict reversed by PC, Final verdict Guilty	0	0
	Resolved by plea	8	8
	Plea set aside, Comm. Disc. B	0	0
	Plea set aside, Comm. Disc. A	0	0
	Plea set aside, Formalized Training	0	0
	Plea set aside, Instructions	0	0
	*Retained, with discipline	0	0
	Disciplinary Action Total	8	8
No Disciplinary Action	Not guilty after trial	0	0
	Trial verdict reversed by PC, Final verdict Not Guilty	0	0
	Plea set aside, Without discipline	0	0
	**Retained, without discipline	0	0
	Dismissed by APU	0	0
	SOL Expired in APU	0	0
	No Disciplinary Action Total	0	0
Not Adjudicated	Charges not filed	0	0
	Deceased	0	0
	Other	0	0
	***Previously adjudicated, with discipline	0	0
	***Previously adjudicated, without discipline	0	0
	†Reconsidered by CCRB Board	0	0
	Retired	0	0
	SOL Expired prior to APU	0	0
	Not Adjudicated Total	0	0
	Total Closures	8	8

*Retained cases are those in which the Department kept jurisdiction pursuant to Section 2 of the April 2, 2012 Memorandum of Understanding between the NYPD and the CCRB.

** When the Department keeps jurisdiction pursuant to Section 2 and does not impose any discipline on the officer, it is the equivalent of a category referred to as "Department Unable to Prosecute" (DUP). Cases are referred to as DUP when the department decides that it will not discipline an officer against whom the Board recommended discipline other than charges.

*** In some cases, the Department conducts its own investigation and prosecution prior to the completion of the CCRB's investigation. In those cases, the APU does not conduct a second prosecution.

† Under the Board's reconsideration process, an officer who has charges recommended as the penalty for a substantiated allegation may have the recommended penalty changed to something other than charges or have the disposition changed to something other than substantiated. In those cases, the APU ceases its prosecution.

NYPD Discipline

Under the New York City Charter, the Police Commissioner makes the final decision regarding discipline and the outcome of disciplinary trials.

The first chart reflects NYPD-imposed discipline for cases brought by the APU (Charges).

The chart on the following page reflects cases referred to the Police Commissioner where the Board recommended Command Discipline, Formalized Training or Instructions.

Figure 47: NYPD Discipline Imposed for Adjudicated APU Cases

Discipline*	January 2018	YTD 2018
Terminated	0	0
Suspension for or loss of vacation time of 31 or more days and/or Dismissal Probation	0	0
Suspension for or loss of vacation time of 21 to 30 days	0	0
Suspension for or loss of vacation time of 11 to 20 days	0	0
Suspension for or loss of vacation time of 1 to 10 days	8	8
Command Discipline B	0	0
Command Discipline A	0	0
Formalized Training**	0	0
Instructions***	0	0
Warned & Admonished/Reprimanded	0	0
Disciplinary Action† Total	8	8
No Disciplinary Action†	0	0
Adjudicated Total	8	8
Discipline Rate	100%	100%
Not Adjudicated† Total	0	0
Total Closures	8	8

*Where more than one penalty is imposed on a respondent, it is reported under the more severe penalty.

** Formalized training is conducted by the Police Academy, the NYPD Legal Bureau, or other NYPD Unit.

*** Instructions are conducted at the command level.

† The case closure types that define the "Disciplinary Action", "No Disciplinary Action" and "Not Adjudicated" categories are listed in Figure 43 on the previous page.

Figure 48: NYPD Discipline Imposed for Non-APU Cases

Disposition	Disposition Type*	January 2018	YTD 2018
Disciplinary Action	Terminated	0	0
	Suspension for or loss of vacation time of 31 or more days and/or Dismissal Probation	0	0
	Suspension for or loss of vacation time of 21 to 30 days	0	0
	Suspension for or loss of vacation time of 11 to 20 days	0	0
	Suspension for or loss of vacation time of 1 to 10 days	0	0
	Command Discipline B	0	0
	Command Discipline A	5	5
	Formalized Training**	9	9
	Instructions***	1	1
	Warned & admonished/Reprimanded	0	0
	Total	15	15
No Disciplinary Action	Filed ††	1	1
	SOL Expired	0	0
	Department Unable to Prosecute†††	5	5
	Total	6	6
	Discipline Rate	71%	71%
	DUP Rate	24%	24%

*Where the respondent is found guilty of charges, and the penalty imposed would fall into more than one of the above listed categories, it is reported under the more severe penalty.

** Formalized training is conducted by the Police Academy, the NYPD Legal Bureau, or other NYPD Unit.

*** Instructions are conducted at the command level.

† Trial outcomes in non-APU cases typically involve MOS who turned down command discipline, prompting the police department to proceed with charges.

†† "Filed" is a term used when the police department is not required to take action against the subject officer because the officer has resigned or retired from the department, or has been terminated.

††† When the department decides that it will not discipline an officer against whom the Board recommended discipline other than charges, those cases are referred to as "Department Unable to Prosecute," or DUP.

Figure 49: NYPD Discipline Imposed for Allegations - Non-APU Cases (January 2018)

Board Disposition	FADO Type	Allegation	Precinct	Borough	NYPD Discipline
Substantiated (Command Discipline A)	A	Retaliatory summons	5	Manhattan	Formalized Training
Substantiated (Command Discipline A)	E	Race	23	Bronx	Command Discipline A
Substantiated (Command Discipline A)	A	Refusal to process civilian complaint	25	Manhattan	No Discipline
Substantiated (Command Discipline B)	F	Physical force	28	Manhattan	No Discipline
Substantiated (Command Lvl Instructions)	A	Search (of person)	32	Manhattan	No Discipline
Substantiated (Command Discipline A)	A	Vehicle search	40	Bronx	Command Discipline A
Substantiated (Command Discipline A)	A	Frisk	41	Bronx	Command Discipline A
Substantiated (Command Discipline A)	F	Physical force	42	Bronx	Formalized Training
Substantiated (Command Lvl Instructions)	A	Premises entered and/or searched	42	Bronx	Formalized Training
Substantiated (Formalized Training)	A	Vehicle stop	45	Bronx	Formalized Training
Substantiated (Formalized Training)	A	Vehicle stop	45	Bronx	Formalized Training
Substantiated (Formalized Training)	A	Vehicle stop	45	Bronx	Formalized Training
Substantiated (Command Lvl Instructions)	A	Vehicle stop	47	Bronx	Formalized Training
Substantiated (Formalized Training)	A	Frisk	47	Bronx	Formalized Training
Substantiated (Command Discipline A)	A	Threat of force (verbal or physical)	49	Bronx	Command Discipline A
Substantiated (Command Discipline A)	D	Word	49	Bronx	Command Discipline A
Substantiated (Command Discipline A)	E	Ethnicity	49	Bronx	Command Discipline A
Substantiated (Command Discipline A)	A	Threat of arrest	60	Brooklyn	No Discipline
Substantiated (Command Discipline A)	D	Word	60	Brooklyn	No Discipline
Substantiated (Command Discipline A)	A	Stop	60	Brooklyn	No Discipline
Substantiated (Command Discipline A)	A	Refusal to process civilian complaint	61	Brooklyn	Instructions
Substantiated (Command Discipline B)	A	Other	75	Brooklyn	No Discipline
Substantiated (Command Discipline B)	F	Physical force	79	Brooklyn	No Discipline
Substantiated (Command Discipline A)	A	Premises entered and/or searched	81	Brooklyn	Command Discipline A
Substantiated (Command Discipline A)	A	Other	81	Brooklyn	Command Discipline A
Substantiated (Formalized Training)	A	Vehicle search	103	Queens	Formalized Training
Substantiated (Formalized Training)	A	Frisk	103	Queens	Formalized Training

Figure 50: NYPD Discipline Imposed for Allegations - APU Adjudicated Cases (January 2018)

Board Disposition	FADO Type	Allegation	Precinct	Borough	NYPD Discipline
Substantiated (Charges)	F	Physical force	42	Bronx	Forfeit vacation 5 day(s)
Substantiated (Charges)	A	Premises entered and/or searched	42	Bronx	Forfeit vacation 3 day(s)
Substantiated (Charges)	A	Premises entered and/or searched	42	Bronx	Forfeit vacation 5 day(s)
Substantiated (Charges)	D	Word	42	Bronx	Forfeit vacation 5 day(s)
Substantiated (Charges)	A	Refusal to provide name/shield number	49	Bronx	Forfeit vacation 1 day(s)
Substantiated (Charges)	A	Refusal to provide name/shield number	49	Bronx	Forfeit vacation 1 day(s)
Substantiated (Charges)	A	Frisk	49	Bronx	Forfeit vacation 1 day(s)
Substantiated (Charges)	A	Search (of person)	49	Bronx	Forfeit vacation 1 day(s)
Substantiated (Charges)	A	Stop	49	Bronx	Forfeit vacation 1 day(s)
Substantiated (Charges)	A	Vehicle stop	73	Brooklyn	Forfeit vacation 8 day(s)
Substantiated (Charges)	A	Vehicle stop	73	Brooklyn	Forfeit vacation 5 day(s)
Substantiated (Charges)	A	Vehicle search	73	Brooklyn	Forfeit vacation 8 day(s)
Substantiated (Charges)	A	Frisk	73	Brooklyn	Forfeit vacation 8 day(s)
Substantiated (Charges)	A	Search (of person)	73	Brooklyn	Forfeit vacation 8 day(s)
Substantiated (Charges)	A	Question	73	Brooklyn	Forfeit vacation 5 day(s)
Substantiated (Charges)	A	Stop	109	Queens	Forfeit vacation 3 day(s)
Substantiated (Charges)	A	Stop	109	Queens	Forfeit vacation 2 day(s)

Appendix

Over the years, the CCRB has made many types of data publicly available. In reorganizing the Monthly Report, we do not intend to remove any valuable information from the public domain. However, the Agency believes that some information is essential to place in the main body of the Monthly Report, while more granular charts and figures are better suited to the Appendix. We welcome you to contact the CCRB at www.nyc.gov or 212-912-7235 if you are having difficulty finding information on CCRB data that was formerly available.

Figure 51: CCRB Open Docket - Age of CCRB Cases Based On Incident Date

	January 2018		December 2017		Change	% Change
	Count	% of Total	Count	% of Total		
Cases 0-4 Months	977	77.3%	1001	76.5%	-24	-2.4%
Cases 5-7 Months	184	14.6%	206	15.7%	-22	-10.7%
Cases 8 Months	23	1.8%	30	2.3%	-7	-23.3%
Cases 9 Months	21	1.7%	20	1.5%	1	5.0%
Cases 10 Months	13	1.0%	8	0.6%	5	62.5%
Cases 11 Months	7	0.6%	13	1.0%	-6	-46.2%
Cases 12 Months	9	0.7%	5	0.4%	4	80.0%
Cases 13 Months	5	0.4%	5	0.4%	0	0.0%
Cases 14 Months	6	0.5%	3	0.2%	3	100.0%
Cases 15 Months	3	0.2%	1	0.1%	2	200.0%
Cases 16 Months	2	0.2%	1	0.1%	1	100.0%
Cases 17 Months	2	0.2%	3	0.2%	-1	-33.3%
Cases 18 Months	1	0.1%	3	0.2%	-2	-66.7%
Cases Over 18 Months	11	0.9%	10	0.8%	1	10.0%
NA	0	0.0%	0	0.0%	0	NA
Total	1264	100.0%	1309	100.0%	-45	-3.4%

Figure 52: CCRB Open Docket - Age of CCRB Cases Based On CCRB Received Date

	January 2018		December 2017			
	Count	% of Total	Count	% of Total	Change	% Change
Cases 0-4 Months	1060	83.9%	1095	83.7%	-35	-3.2%
Cases 5-7 Months	151	11.9%	169	12.9%	-18	-10.7%
Cases 8 Months	21	1.7%	18	1.4%	3	16.7%
Cases 9 Months	11	0.9%	9	0.7%	2	22.2%
Cases 10 Months	5	0.4%	5	0.4%	0	0.0%
Cases 11 Months	4	0.3%	3	0.2%	1	33.3%
Cases 12 Months	2	0.2%	1	0.1%	1	100.0%
Cases 13 Months	1	0.1%	1	0.1%	0	0.0%
Cases 14 Months	1	0.1%	1	0.1%	0	0.0%
Cases 15 Months	1	0.1%	0	0.0%	1	NA
Cases 16 Months	0	0.0%	0	0.0%	0	NA
Cases 17 Months	1	0.1%	1	0.1%	0	0.0%
Cases 18 Months	0	0.0%	0	0.0%	0	NA
Cases Over 18 Months	6	0.5%	6	0.5%	0	0.0%
NA	0	0.0%	0	0.0%	0	NA
Total	1264	100.0%	1309	100.0%	-45	-3.4%

Figure 53: CCRB Investigations Docket - Age of CCRB Cases Based On Incident Date

	January 2018		December 2017			
	Count	% of Total	Count	% of Total	Change	% Change
Cases 0-4 Months	701	82.0%	742	82.2%	-41	-5.5%
Cases 5-7 Months	93	10.9%	98	10.9%	-5	-5.1%
Cases 8 Months	7	0.8%	17	1.9%	-10	-58.8%
Cases 9 Months	13	1.5%	10	1.1%	3	30.0%
Cases 10 Months	8	0.9%	5	0.6%	3	60.0%
Cases 11 Months	4	0.5%	9	1.0%	-5	-55.6%
Cases 12 Months	7	0.8%	4	0.4%	3	75.0%
Cases 13 Months	3	0.4%	4	0.4%	-1	-25.0%
Cases 14 Months	5	0.6%	2	0.2%	3	150.0%
Cases 15 Months	2	0.2%	1	0.1%	1	100.0%
Cases 16 Months	2	0.2%	1	0.1%	1	100.0%
Cases 17 Months	0	0.0%	1	0.1%	-1	NA
Cases 18 Months	1	0.1%	1	0.1%	0	0.0%
Cases Over 18 Months	9	1.1%	8	0.9%	1	12.5%
NA	0	0.0%	0	0.0%	0	NA
Total	855	100.0%	903	100.0%	-48	-5.3%

Figure 54: CCRB DA Hold Docket - Age of CCRB Cases Based On Incident Date

	January 2018	
	Count	% of Total
Cases 0-4 Months	2	28.6%
Cases 5-7 Months	0	0.0%
Cases 8 Months	0	0.0%
Cases 9 Months	0	0.0%
Cases 10 Months	0	0.0%
Cases 11 Months	1	14.3%
Cases 12 Months	1	14.3%
Cases 13 Months	0	0.0%
Cases 14 Months	2	28.6%
Cases 15 Months	0	0.0%
Cases 16 Months	0	0.0%
Cases 17 Months	0	0.0%
Cases 18 Months	1	14.3%
Cases Over 18 Months	0	0.0%
NA	0	0.0%
Total	7	100.0%

Figure 55: Disposition of Force Allegations (YTD 2018)

Force Allegation	Substantiated		Exonerated		Unsubstantiated		Unfounded		Officer Unidentified		Miscellaneous	
	Count	%	Count	%	Count	%	Count	%	Count	%	Count	%
Gun Pointed	0	0%	7	46.7%	7	46.7%	0	0%	1	6.7%	0	0%
Gun fired	0	0%	3	100%	0	0%	0	0%	0	0%	0	0%
Nightstick as club (incl asp & baton)	0	0%	6	75%	0	0%	1	12.5%	1	12.5%	0	0%
Gun as club	0	0.0%	0	0.0%	0	0.0%	0	0.0%	0	0.0%	0	0.0%
Radio as club	0	0.0%	0	0.0%	0	0.0%	0	0.0%	0	0.0%	0	0.0%
Flashlight as club	0	0.0%	0	0.0%	0	0.0%	0	0.0%	0	0.0%	0	0.0%
Police shield	0	0%	0	0%	2	100%	0	0%	0	0%	0	0%
Vehicle	0	0%	0	0%	1	50%	1	50%	0	0%	0	0%
Other blunt instrument as a club	0	0%	1	100%	0	0%	0	0%	0	0%	0	0%
Hit against inanimate object	0	0%	1	20%	1	20%	3	60%	0	0%	0	0%
Chokehold	2	15.4%	0	0%	8	61.5%	3	23.1%	0	0%	0	0%
Pepper spray	6	66.7%	3	33.3%	0	0%	0	0%	0	0%	0	0%
Physical force	6	4.2%	62	43.7%	41	28.9%	17	12%	16	11.3%	0	0%
Handcuffs too tight	0	0.0%	0	0.0%	0	0.0%	0	0.0%	0	0.0%	0	0.0%
Nonlethal restraining device	0	0%	2	100%	0	0%	0	0%	0	0%	0	0%
Animal	0	0.0%	0	0.0%	0	0.0%	0	0.0%	0	0.0%	0	0.0%
Other	1	5.3%	3	15.8%	11	57.9%	2	10.5%	2	10.5%	0	0%
Restricted Breathing	0	0%	0	0%	0	0%	0	0%	1	100%	0	0%
Total	15	6.8%	88	39.6%	71	32%	27	12.2%	21	9.5%	0	0%

Figure 56: Disposition of Abuse of Authority Allegations (YTD 2018)

Abuse of Authority Allegation	Substantiated		Exonerated		Unsubstantiated		Unfounded		Officer Unidentified		Miscellaneous	
	Count	%	Count	%	Count	%	Count	%	Count	%	Count	%
Gun Drawn	0	0%	6	100%	0	0%	0	0%	0	0%	0	0%
Strip-searched	5	100%	0	0%	0	0%	0	0%	0	0%	0	0%
Vehicle stop	0	0%	13	61.9%	5	23.8%	0	0%	3	14.3%	0	0%
Vehicle search	2	8.7%	10	43.5%	9	39.1%	0	0%	2	8.7%	0	0%
Premises entered and/or searched	7	9.6%	46	63%	18	24.7%	1	1.4%	1	1.4%	0	0%
Threat of summons	1	50%	0	0%	1	50%	0	0%	0	0%	0	0%
Threat of arrest	5	12.2%	13	31.7%	20	48.8%	1	2.4%	2	4.9%	0	0%
Threat to notify ACS	0	0%	0	0%	1	100%	0	0%	0	0%	0	0%
Threat of force (verbal or physical)	2	5.7%	9	25.7%	17	48.6%	2	5.7%	5	14.3%	0	0%
Threat to damage/seize property	2	15.4%	2	15.4%	8	61.5%	0	0%	1	7.7%	0	0%
Property damaged	0	0%	0	0%	2	50%	0	0%	2	50%	0	0%
Refusal to process civilian complaint	0	0%	0	0%	0	0%	1	100%	0	0%	0	0%
Refusal to provide name/shield number	3	5.8%	3	5.8%	44	84.6%	2	3.8%	0	0%	0	0%
Retaliatory arrest	1	100%	0	0%	0	0%	0	0%	0	0%	0	0%
Retaliatory summons	1	100%	0	0%	0	0%	0	0%	0	0%	0	0%
Refusal to obtain medical treatment	0	0%	0	0%	9	75%	2	16.7%	1	8.3%	0	0%
Improper dissemination of medical info	0	0%	0	0%	0	0%	0	0%	1	100%	0	0%
Other	3	16.7%	12	66.7%	3	16.7%	0	0%	0	0%	0	0%
Seizure of property	0	0%	1	50%	1	50%	0	0%	0	0%	0	0%
Failure to show search warrant	0	0%	0	0%	4	80%	1	20%	0	0%	0	0%
Frisk	3	13%	1	4.3%	9	39.1%	2	8.7%	8	34.8%	0	0%
Search (of person)	1	4.8%	2	9.5%	12	57.1%	0	0%	6	28.6%	0	0%
Stop	6	17.1%	17	48.6%	5	14.3%	1	2.9%	6	17.1%	0	0%
Question	0	0%	1	16.7%	4	66.7%	0	0%	1	16.7%	0	0%
Refusal to show arrest warrant	0	0%	0	0%	0	0%	0	0%	1	100%	0	0%
Interference with recording	2	50%	0	0%	1	25%	0	0%	1	25%	0	0%
Search of recording device	0	0%	0	0%	1	100%	0	0%	0	0%	0	0%
Electronic device information deletion	0	0.0%	0	0.0%	0	0.0%	0	0.0%	0	0.0%	0	0.0%
Forcible Removal to Hospital	0	0%	8	100%	0	0%	0	0%	0	0%	0	0%

Threat re: removal to hospital	0	0.0%	0	0.0%	0	0.0%	0	0.0%	0	0.0%	0	0.0%
Threat re: immigration status	0	0.0%	0	0.0%	0	0.0%	0	0.0%	0	0.0%	0	0.0%
Disseminated immigration status	0	0.0%	0	0.0%	0	0.0%	0	0.0%	0	0.0%	0	0.0%
Questioned immigration status	0	0%	0	0%	2	100%	0	0%	0	0%	0	0%
Total	44	10.5%	144	34.4%	176	42.1%	13	3.1%	41	9.8%	0	0%

Figure 57: Disposition of Discourtesy Allegations (YTD 2018)

Discourtesy Allegation	Substantiated		Exonerated		Unsubstantiated		Unfounded		Officer Unidentified		Miscellaneous	
	Count	%	Count	%	Count	%	Count	%	Count	%	Count	%
Word	4	4.5%	3	3.4%	63	71.6%	7	8%	11	12.5%	0	0%
Gesture	0	0%	0	0%	2	66.7%	1	33.3%	0	0%	0	0%
Demeanor/tone	0	0.0%	0	0.0%	0	0.0%	0	0.0%	0	0.0%	0	0.0%
Action	1	10%	0	0%	8	80%	1	10%	0	0%	0	0%
Other	0	0.0%	0	0.0%	0	0.0%	0	0.0%	0	0.0%	0	0.0%
Total	5	5%	3	3%	73	72.3%	9	8.9%	11	10.9%	0	0%

Figure 58: Disposition of Offensive Language Allegations (YTD 2018)

Offensive Language Allegation	Substantiated		Exonerated		Unsubstantiated		Unfounded		Officer Unidentified		Miscellaneous	
	Count	%	Count	%	Count	%	Count	%	Count	%	Count	%
Race	0	0%	0	0%	6	66.7%	1	11.1%	2	22.2%	0	0%
Ethnicity	0	0%	0	0%	0	0%	1	100%	0	0%	0	0%
Religion	0	0.0%	0	0.0%	0	0.0%	0	0.0%	0	0.0%	0	0.0%
Gender	1	16.7%	0	0%	5	83.3%	0	0%	0	0%	0	0%
Sexual orientation	0	0%	0	0%	2	100%	0	0%	0	0%	0	0%
Physical disability	0	0%	0	0%	0	0%	0	0%	1	100%	0	0%
Other	0	0%	0	0%	2	100%	0	0%	0	0%	0	0%
Total	1	4.8%	0	0%	15	71.4%	2	9.5%	3	14.3%	0	0%

Figure 59: Administrative Prosecutions Unit Open Docket (January 2018)

Case Stage	Cases	Percent
Charges served, Conference Date Requested	0	0%
Trial commenced	0	0%
Awaiting filing of charges	17	29%
Charges filed, awaiting service	21	36%
Charges served, CORD/SoEH/DCS pending	10	17%
Calendared for court appearance	3	5%
Case Off Calendar - Subsequent Appearance Pending	2	3%
Trial scheduled	2	3%
Plea agreed - paperwork pending	3	5%
Total	58	100%

CORD is the CO's Report on MOS facing discipline.
SoEH is the Summary of Employment History.
DCS is the Disciplinary Cover Sheet.

Figure 60: Administrative Prosecutions Unit Cases Awaiting Final Disposition (January 2018)

Case Stage	Cases	Percent
Disposition modified, awaiting final disp.	1	4%
Plea filed - awaiting approval by PC	14	56%
Verdict rendered - awaiting approval by PC	8	32%
Verdict rendered - Fogel response due	0	0%
Trial completed, awaiting verdict	2	8%
Total	25	100%

A Fogel response is a letter to the Trial Commissioner with comments from the CCRB on the Trial Commissioner's report and recommendation.

Figure 61: Officers With CCRB Complaints Closed in 2018 by Command

Patrol Services Bureau	Substantiated MOS Jan 2018	Substantiated MOS YTD 2018	Total MOS Jan 2018	Total MOS YTD 2018
Patrol Borough Manhattan South Total	1	1	21	21
Patrol Borough Manhattan North Total	10	10	45	45
Patrol Borough Bronx Total	6	6	82	82
Patrol Borough Brooklyn South Total	8	8	59	59
Patrol Borough Brooklyn North Total	1	1	70	70
Patrol Borough Queens South Total	3	3	40	40
Patrol Borough Queens North Total	0	0	16	16
Patrol Borough Staten Island Total	3	3	22	22
Special Operations Division Total	0	0	5	5
Other Patrol Services Bureau Commands Total	0	0	0	0
Total	32	32	360	360
Other Bureaus				
Traffic Control Division Total	0	0	9	9
Transit Bureau Total	0	0	14	14
Housing Bureau Total	3	3	61	61
Organized Crime Control Bureau Total	2	2	35	35
Detective Bureau Total	0	0	17	17
Other Bureaus Total	0	0	8	8
Total	5	5	144	144
Other Commands				
Deputy Commissioners and Miscellaneous Commands Total	0	0	1	1
Undetermined	0	0	7	7
Total	37	37	512	512

Table shows MOS command as recorded at the time of complaint.

Figure 62A: Officers With CCRB Complaints Closed in 2018 by Command - Patrol Borough Manhattan South

Manhattan South	Substantiated MOS Jan 2018	Substantiated MOS YTD 2018	Total MOS Jan 2018	Total MOS YTD 2018
001 Precinct	1	1	3	3
005 Precinct	0	0	3	3
006 Precinct	0	0	1	1
007 Precinct	0	0	1	1
009 Precinct	0	0	2	2
010 Precinct	0	0	3	3
013 Precinct	0	0	0	0
Midtown South Precinct	0	0	3	3
017 Precinct	0	0	1	1
Midtown North Precinct	0	0	2	2
Precincts Total	1	1	19	19
Patrol Borough Manhattan South Task Force	0	0	0	0
Patrol Borough Manhattan South HQ	0	0	2	2
Patrol Borough Manhattan South Anti-Crime Unit	0	0	0	0
Patrol Borough Manhattan South Total	1	1	21	21

Table shows MOS command as recorded at the time of complaint.

Figure 62B: Officers With CCRB Complaints Closed in 2018 by Command - Patrol Borough Manhattan North

Manhattan North	Substantiated MOS Jan 2018	Substantiated MOS YTD 2018	Total MOS Jan 2018	Total MOS YTD 2018
019 Precinct	1	1	3	3
020 Precinct	0	0	9	9
023 Precinct	1	1	1	1
024 Precinct	0	0	0	0
025 Precinct	0	0	0	0
026 Precinct	0	0	0	0
Central Park Precinct	1	1	1	1
028 Precinct	3	3	7	7
030 Precinct	0	0	3	3
032 Precinct	2	2	4	4
033 Precinct	0	0	10	10
034 Precinct	1	1	5	5
Precincts Total	9	9	43	43
Patrol Borough Manhattan North Task Force	0	0	0	0
Patrol Borough Manhattan North HQ	1	1	2	2
Patrol Borough Manhattan North Anti-Crime Unit	0	0	0	0
Manhattan North Impact Response Team	0	0	0	0
Patrol Borough Manhattan North Total	10	10	45	45

Table shows MOS command as recorded at the time of complaint.

Figure 62C: Officers With CCRB Complaints Closed in 2018 by Command - Patrol Borough Bronx

Bronx	Substantiated MOS Jan 2018	Substantiated MOS YTD 2018	Total MOS Jan 2018	Total MOS YTD 2018
040 Precinct	3	3	10	10
041 Precinct	0	0	8	8
042 Precinct	0	0	9	9
043 Precinct	1	1	8	8
044 Precinct	0	0	12	12
045 Precinct	0	0	3	3
046 Precinct	1	1	7	7
047 Precinct	0	0	1	1
048 Precinct	0	0	4	4
049 Precinct	1	1	3	3
050 Precinct	0	0	4	4
052 Precinct	0	0	13	13
Precincts Total	6	6	82	82
Patrol Borough Bronx Task Force	0	0	0	0
Patrol Borough Bronx HQ	0	0	0	0
Patrol Borough Bronx Anti-Crime Unit	0	0	0	0
Bronx Impact Response Team	0	0	0	0
Patrol Borough Bronx Total	6	6	82	82

Table shows MOS command as recorded at the time of complaint.

Figure 62D: Officers With CCRB Complaints Closed in 2018 by Command - Patrol Borough Brooklyn South

Brooklyn South	Substantiated MOS Jan 2018	Substantiated MOS YTD 2018	Total MOS Jan 2018	Total MOS YTD 2018
060 Precinct	0	0	5	5
061 Precinct	0	0	1	1
062 Precinct	0	0	2	2
063 Precinct	2	2	5	5
066 Precinct	0	0	1	1
067 Precinct	1	1	14	14
068 Precinct	2	2	3	3
069 Precinct	2	2	9	9
070 Precinct	0	0	4	4
071 Precinct	0	0	2	2
072 Precinct	0	0	3	3
076 Precinct	0	0	6	6
078 Precinct	0	0	1	1
Precincts Total	7	7	56	56
Patrol Borough Brooklyn South Task Force	1	1	3	3
Patrol Borough Brooklyn South HQ	0	0	0	0
Patrol Borough Brooklyn South Anti-Crime Unit	0	0	0	0
Brooklyn South Impact Response Team	0	0	0	0
Patrol Borough Brooklyn South Total	8	8	59	59

Table shows MOS command as recorded at the time of complaint.

Figure 62E: Officers With CCRB Complaints Closed in 2018 by Command - Patrol Borough Brooklyn North

Brooklyn North	Substantiated MOS Jan 2018	Substantiated MOS YTD 2018	Total MOS Jan 2018	Total MOS YTD 2018
073 Precinct	1	1	6	6
075 Precinct	0	0	29	29
077 Precinct	0	0	7	7
079 Precinct	0	0	11	11
081 Precinct	0	0	2	2
083 Precinct	0	0	7	7
084 Precinct	0	0	7	7
088 Precinct	0	0	0	0
090 Precinct	0	0	0	0
094 Precinct	0	0	1	1
Precincts Total	1	1	70	70
Patrol Borough Brooklyn North Task Force	0	0	0	0
Patrol Borough Brooklyn North HQ	0	0	0	0
Patrol Borough Brooklyn North Anti-Crime Unit	0	0	0	0
Brooklyn North Impact Response Team	0	0	0	0
Patrol Borough Brooklyn North Total	1	1	70	70

Table shows MOS command as recorded at the time of complaint.

Figure 62F: Officers With CCRB Complaints Closed in 2018 by Command - Patrol Borough Queens South

Queens South	Substantiated MOS Jan 2018	Substantiated MOS YTD 2018	Total MOS Jan 2018	Total MOS YTD 2018
100 Precinct	0	0	4	4
101 Precinct	0	0	12	12
102 Precinct	0	0	1	1
103 Precinct	0	0	0	0
105 Precinct	0	0	2	2
106 Precinct	2	2	3	3
107 Precinct	0	0	2	2
113 Precinct	1	1	12	12
Precincts Total	3	3	36	36
Patrol Borough Queens South Task Force	0	0	1	1
Patrol Borough Queens South HQ	0	0	0	0
Patrol Borough Queens South Anti-Crime Unit	0	0	3	3
Queens South Impact Response Team	0	0	0	0
Patrol Borough Queens South Total	3	3	40	40

Table shows MOS command as recorded at the time of complaint.

Figure 62G: Officers With CCRB Complaints Closed in 2018 by Command - Patrol Borough Queens North

Queens North	Substantiated MOS Jan 2018	Substantiated MOS YTD 2018	Total MOS Jan 2018	Total MOS YTD 2018
104 Precinct	0	0	1	1
108 Precinct	0	0	3	3
109 Precinct	0	0	2	2
110 Precinct	0	0	3	3
111 Precinct	0	0	1	1
112 Precinct	0	0	0	0
114 Precinct	0	0	2	2
115 Precinct	0	0	4	4
Precincts Total	0	0	16	16
Patrol Borough Queens North Task Force	0	0	0	0
Patrol Borough Queens North HQ	0	0	0	0
Patrol Borough Queens North Anti-Crime Unit	0	0	0	0
Patrol Borough Queens North Total	0	0	16	16

Table shows MOS command as recorded at the time of complaint.

Figure 62H: Officers With CCRB Complaints Closed in 2018 by Command - Patrol Borough Staten Island

Staten Island	Substantiated MOS Jan 2018	Substantiated MOS YTD 2018	Total MOS Jan 2018	Total MOS YTD 2018
120 Precinct	3	3	14	14
122 Precinct	0	0	1	1
123 Precinct	0	0	1	1
121 Precinct	0	0	2	2
Precincts Total	3	3	18	18
Patrol Borough Staten Island Task Force	0	0	1	1
Patrol Borough Staten Island HQ	0	0	0	0
Patrol Borough Staten Island Anti-Crime Unit	0	0	3	3
Staten Island Housing Unit	0	0	0	0
Staten Island Court Section	0	0	0	0
Staten Island Impact Response Team	0	0	0	0
Patrol Borough Staten Island Total	3	3	22	22

Table shows MOS command as recorded at the time of complaint.

Figure 62I: Officers With CCRB Complaints Closed in 2018 by Command - Special Operations Division

Special Operations	Substantiated MOS Jan 2018	Substantiated MOS YTD 2018	Total MOS Jan 2018	Total MOS YTD 2018
Emergency Services Unit and Squads 1-10	0	0	1	1
Harbor Unit	0	0	4	4
Aviation Unit	0	0	0	0
Canine Team	0	0	0	0
Mounted Unit	0	0	0	0
2 SOD Strategic Response Group	0	0	0	0
Special Operations Division Headquarters	0	0	0	0
Special Operations Division Total	0	0	5	5

Table shows MOS command as recorded at the time of complaint.

Figure 62J: Officers With CCRB Complaints Closed in 2018 by Command - Other Patrol Services Bureau Commands

Other Patrol Services Bureau Commands	Substantiated MOS Jan 2018	Substantiated MOS YTD 2018	Total MOS Jan 2018	Total MOS YTD 2018
Chiefs Office	0	0	0	0
Special Operations Division Taxi Unit	0	0	0	0
Other Patrol Services Bureau Commands Total	0	0	0	0

Table shows MOS command as recorded at the time of complaint.

Figure 62K: Officers With CCRB Complaints Closed in 2018 by Command - Traffic Control Division

Traffic Control Division	Substantiated MOS Jan 2018	Substantiated MOS YTD 2018	Total MOS Jan 2018	Total MOS YTD 2018
Traffic Control Division - Headquarters Command	0	0	0	0
Manhattan Traffic Task Force	0	0	0	0
Brooklyn Traffic Task Force	0	0	0	0
Bronx Traffic Task Force	0	0	0	0
Queens Traffic Task Force	0	0	0	0
Surface Transportation Enforcement Division (STED)	0	0	0	0
Bus Unit	0	0	0	0
Traffic Control Parking Enforcement District	0	0	0	0
Traffic Control Tow Units	0	0	0	0
Traffic Control Summons Enforcement	0	0	0	0
Traffic Command Intersection Control	0	0	0	0
Traffic Control Intelligence Unit	0	0	0	0
Highway District	0	0	1	1
Highway Unit #1	0	0	4	4
Highway Unit #2	0	0	0	0
Highway Unit #3	0	0	3	3
Highway Unit #4	0	0	0	0
Highway Unit #5	0	0	1	1
Highway Safety Enforcement Unit	0	0	0	0
Movie and TV Unit	0	0	0	0
Traffic Control Division Total	0	0	9	9

Table shows MOS command as recorded at the time of complaint.

Figure 62L: Officers With CCRB Complaints Closed in 2018 by Command - Transit Bureau

Transit Bureau	Substantiated MOS Jan 2018	Substantiated MOS YTD 2018	Total MOS Jan 2018	Total MOS YTD 2018
Transit Bureau Headquarters	0	0	0	0
Transit Bureau Authority Liaison	0	0	0	0
Transit Bureau Inspections	0	0	0	0
Transit Bureau Spec. Invest. Unit	0	0	0	0
Transit Bureau Crime Analysis	0	0	0	0
Transit Bureau Patrol Operations	0	0	0	0
Transit Bureau Manhattan	0	0	0	0
Transit Bureau Bronx	0	0	0	0
Transit Bureau Queens	0	0	0	0
Transit Bureau Brooklyn	0	0	0	0
TB DT01	0	0	0	0
TB DT02	0	0	2	2
TB DT03	0	0	4	4
TB DT04	0	0	1	1
TB DT11	0	0	0	0
TB DT12	0	0	0	0
TB DT20	0	0	0	0
TB DT23	0	0	0	0
TB DT30	0	0	2	2
TB DT32	0	0	1	1
TB DT33	0	0	0	0
TB DT34	0	0	1	1
Transit Bureau Manhattan Task Force	0	0	0	0
Transit Bureau Bronx Task Force	0	0	0	0
Transit Bureau Queens Task Force	0	0	0	0
Transit Bureau Brooklyn Task Force	0	0	1	1
Transit Bureau Homeless Outreach Unit	0	0	0	0
Transit Division Canine Unit	0	0	1	1
Transit Bureau Vandal Unit	0	0	0	0
Transit Bureau Special Operations Unit	0	0	0	0
TB Anti-Terrorism	0	0	1	1
Transportation Bureau and Transit Other Commands	0	0	0	0
Transit Bureau Total	0	0	14	14

Table shows MOS command as recorded at the time of complaint.

Figure 62M: Officers With CCRB Complaints Closed in 2018 by Command - Housing Bureau

Housing Bureau	Substantiated MOS Jan 2018	Substantiated MOS YTD 2018	Total MOS Jan 2018	Total MOS YTD 2018
Housing Bureau (Office of the Chief Command Center)	0	0	0	0
Housing Bureau Special Operations Section	0	0	0	0
PSA 1	0	0	4	4
PSA 2	0	0	13	13
PSA 3	0	0	2	2
PSA 4	0	0	10	10
PSA 5	0	0	2	2
PSA 6	1	1	9	9
PSA 7	0	0	9	9
PSA 8	2	2	4	4
PSA 9	0	0	8	8
Housing Bureau Brooklyn/Staten Island	0	0	0	0
Housing Bureau Manhattan	0	0	0	0
Housing Bureau Bronx/Queens	0	0	0	0
Housing Bureau Investigations	0	0	0	0
Housing Bureau Elevator Vandalism Unit	0	0	0	0
Housing Bureau Operations and Misc. Commands	0	0	0	0
Housing Bureau Total	3	3	61	61
Housing Borough Brooklyn Impact Response Team	0	0	0	0
Housing Borough Manhattan Impact Response Team	0	0	0	0
Housing Borough Bronx/Queens Impact Response Team	0	0	0	0
Housing Bureau Total	3	3	61	61

Table shows MOS command as recorded at the time of complaint.

Figure 62N: Officers With CCRB Complaints Closed in 2018 by Command - Organized Crime Control Bureau

Organized Crime Control Bureau	Substantiated MOS Jan 2018	Substantiated MOS YTD 2018	Total MOS Jan 2018	Total MOS YTD 2018
Queens Narcotics	0	0	3	3
Manhattan North Narcotics	0	0	1	1
Manhattan South Narcotics	1	1	5	5
Bronx Narcotics	0	0	5	5
Staten Island Narcotics	0	0	5	5
Brooklyn North Narcotics	0	0	8	8
Brooklyn South Narcotics	1	1	6	6
Narcotics Headquarters	0	0	0	0
Auto Crime Division	0	0	2	2
Vice Enforcement Division	0	0	0	0
Drug Enforcement Task Force	0	0	0	0
Organized Crime Headquarters	0	0	0	0
Organized Crime Control Bureau Total	2	2	35	35

Table shows MOS command as recorded at the time of complaint.

Figure 620: Officers With CCRB Complaints Closed in 2018 by Command - Detective Bureau

Detective Bureau	Substantiated MOS Jan 2018	Substantiated MOS YTD 2018	Total MOS Jan 2018	Total MOS YTD 2018
Detective Bureau Headquarters	0	0	0	0
Central Investigation and Resource Division	0	0	0	0
Special Investigations Division	0	0	0	0
Special Victims Division	0	0	0	0
Forensic Investigations Division	0	0	0	0
Fugitive Enforcement Division	0	0	0	0
Gang Division	0	0	4	4
Detective Borough Bronx	0	0	3	3
Detective Borough Manhattan	0	0	2	2
Detective Borough Brooklyn	0	0	5	5
Detective Borough Queens	0	0	3	3
Detective Borough Staten Island	0	0	0	0
DB Queens North Operations	0	0	0	0
DB Queens South Operations	0	0	0	0
Detective Bureau Total	0	0	17	17

Table shows MOS command as recorded at the time of complaint.

Figure 62P: Officers With CCRB Complaints Closed in 2018 by Command - Other Bureaus

Other Bureaus	Substantiated MOS Jan 2018	Substantiated MOS YTD 2018	Total MOS Jan 2018	Total MOS YTD 2018
Internal Affairs Bureau				
Internal Affairs Bureau	0	0	0	0
Criminal Justice Bureau				
Court Division	0	0	7	7
Court Bureau	0	0	0	0
Court LMSI	0	0	0	0
Court Unit	0	0	0	0
Criminal Justice Headquarters	0	0	0	0
Support Services Bureau				
Property Clerk Division	0	0	0	0
Fleet Services	0	0	0	0
Central Records Division	0	0	0	0
Personnel Bureau				
Applicant Processing Division	0	0	0	0
Health Services	0	0	0	0
Personnel Bureau Headquarters	0	0	1	1
Other Bureaus Total	0	0	8	8

Table shows MOS command as recorded at the time of complaint.

Figure 62Q: Officers With CCRB Complaints Closed in 2018 by Command - Deputy Commissioners and Miscellaneous Commands

Deputy Commissioners and Miscellaneous Commands	Substantiated MOS Jan 2018	Substantiated MOS YTD 2018	Total MOS Jan 2018	Total MOS YTD 2018
Deputy Commissioner Legal Matters - License Division	0	0	0	0
Deputy Commissioner Legal Matters - Legal Bureau	0	0	0	0
DC Training	0	0	0	0
Deputy Commissioner Training - Police Academy	0	0	0	0
Deputy Commissioner Training - Police Academy Training	0	0	0	0
Deputy Commissioner Training - In-service Training Section	0	0	0	0
Deputy Commissioner Management and Budget	0	0	0	0
Police Commissioner Office	0	0	0	0
Community Affairs Division	0	0	0	0
Chief of Community Affairs	0	0	0	0
Community Affairs Juvenile Section	0	0	0	0
School Safety Bronx/Manhattan	0	0	0	0
School Safety Queens/Brooklyn	0	0	0	0
Office of Equal Employment	0	0	0	0
Deputy Commissioner Operations	0	0	0	0
DC Operations Financial Mgmt.	0	0	0	0
Intelligence Division	0	0	1	1
Chief of Department	0	0	0	0
Department Advocate	0	0	0	0
Deputy Commissioner Public Information	0	0	0	0
Crime Prevention	0	0	0	0
First Deputy Commissioner	0	0	0	0
Office of Management, Analysis and Planning	0	0	0	0
Quality Assurance Division	0	0	0	0
Deputy Commissioner Counterterrorism	0	0	0	0
Chief of Department Evaluation Section	0	0	0	0
Deputy Commissioners and Miscellaneous Commands Total	0	0	1	1

Table shows MOS command as recorded at the time of complaint.