

DAILY REPORT

2/26/2020

(Data from Tuesday, February 25, 2020)

SINGLE ADULTS	
Drop-in Center Clients Served	636
Drop-in Center Overnight Census	245
Faith Bed Census	181
Outreach Contacts	163
Outreach Placements	14
Safe Haven Utilization	1062
Veterans In Short-term Housing	243
Criminal Justice Short-term Housing	220

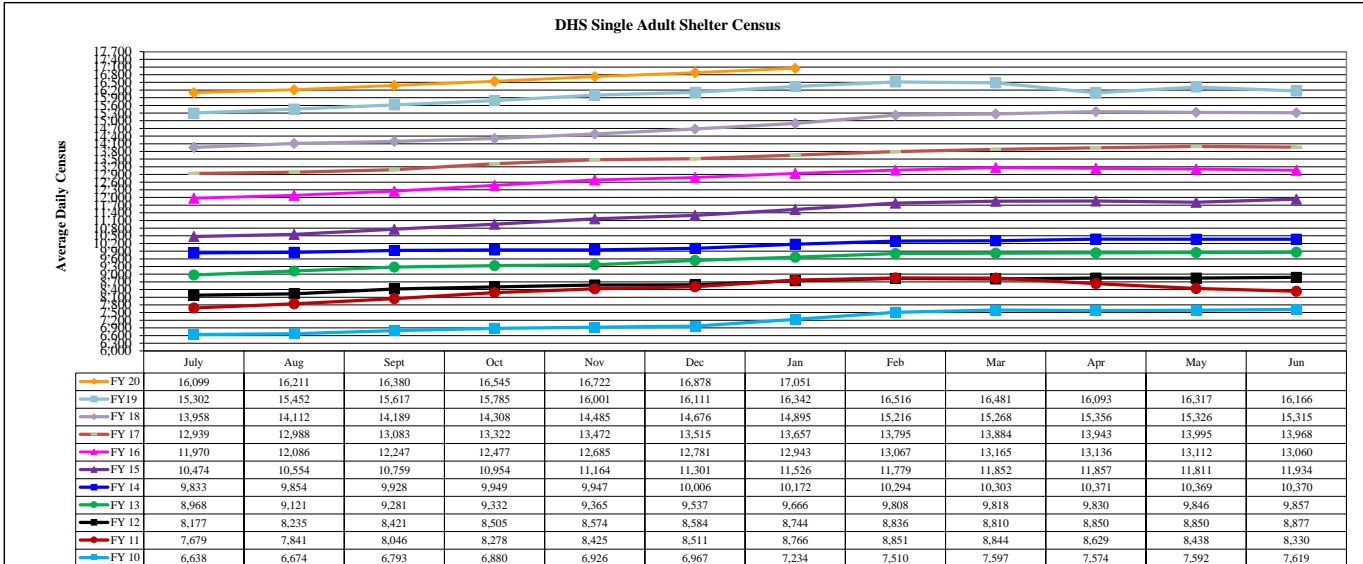
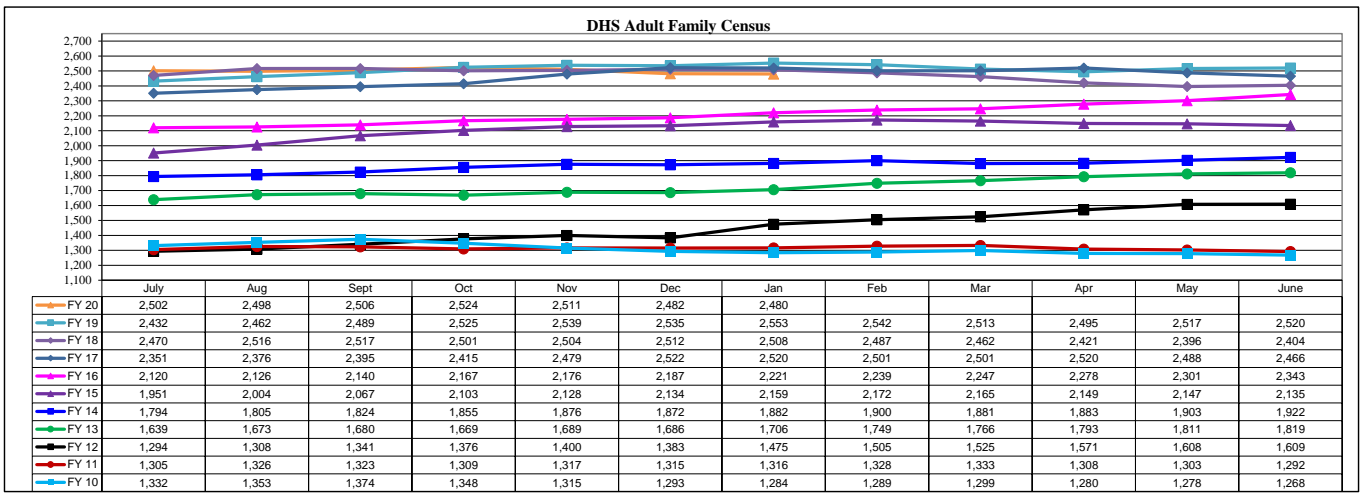
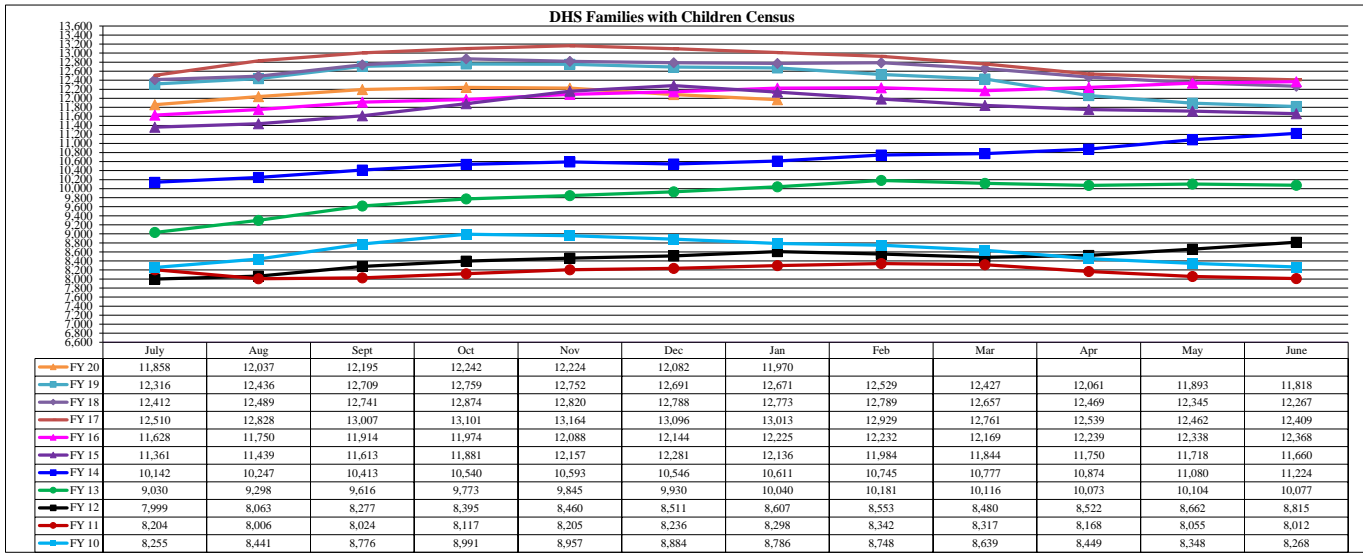
FAMILY INTAKE	
Families Requesting Temporary Housing at PATH	88
Adult Families Requesting Temporary Housing at AFIC	13
Families Placed in Overnight Accommodations	0
Families w/children at PATH Overnight (pre 10PM)	0

TOTAL SHELTER CENSUS	
Adults	37,972
Children	20,683
Total Individuals	58,655

SINGLE ADULT SHELTER CENSUS	
Men	12,584
Women	4,694
Total Single Adults	17,278

FAMILIES WITH CHILDREN CENSUS	
Families	11,539
Adults	15,495
Children	20,683
Individuals	36,178

ADULT FAMILIES CENSUS	
Families	2,466
Individuals (Adults)	5,199



*Due to data conversion the average monthly census for December 2011 and January 2012 for Families with Children and Adult Families is based upon data for a partial month.