

DAILY REPORT

12/8/2020

(Data from Monday, December 07, 2020)

Code Blue

SINGLE ADULTS	
Drop-in Center Clients Served	464
Drop-in Center Overnight Census	169
Faith Bed Census	50
Outreach Contacts	272
Outreach Placements	27
Safe Haven Utilization	1131
Veterans In Short-term Housing	221
Criminal Justice Short-term Housing	115

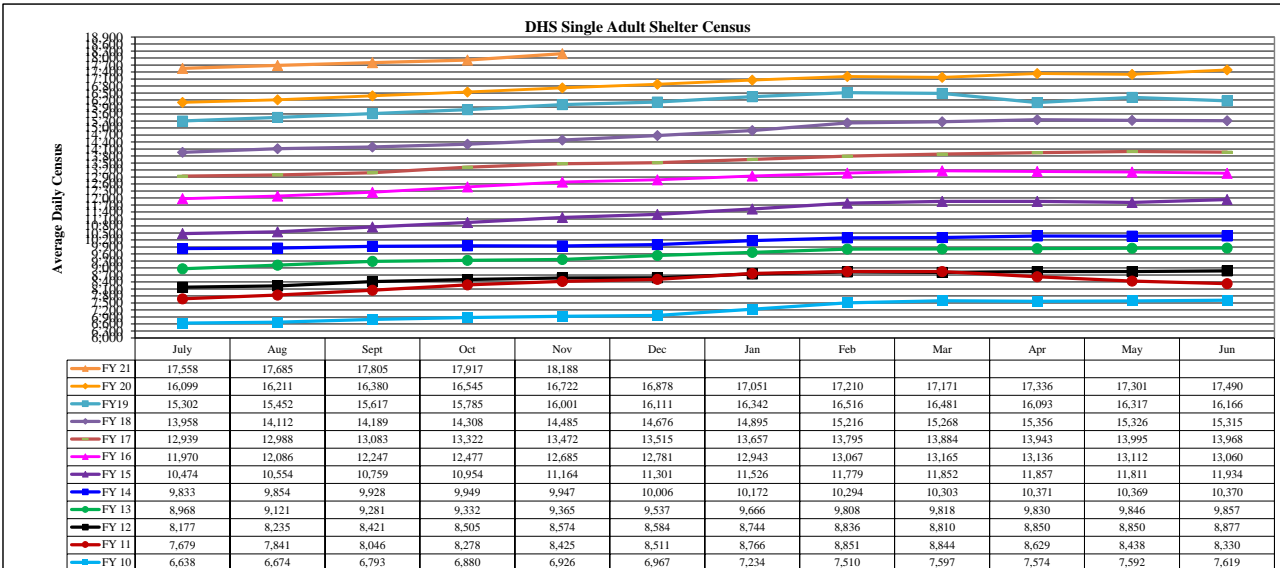
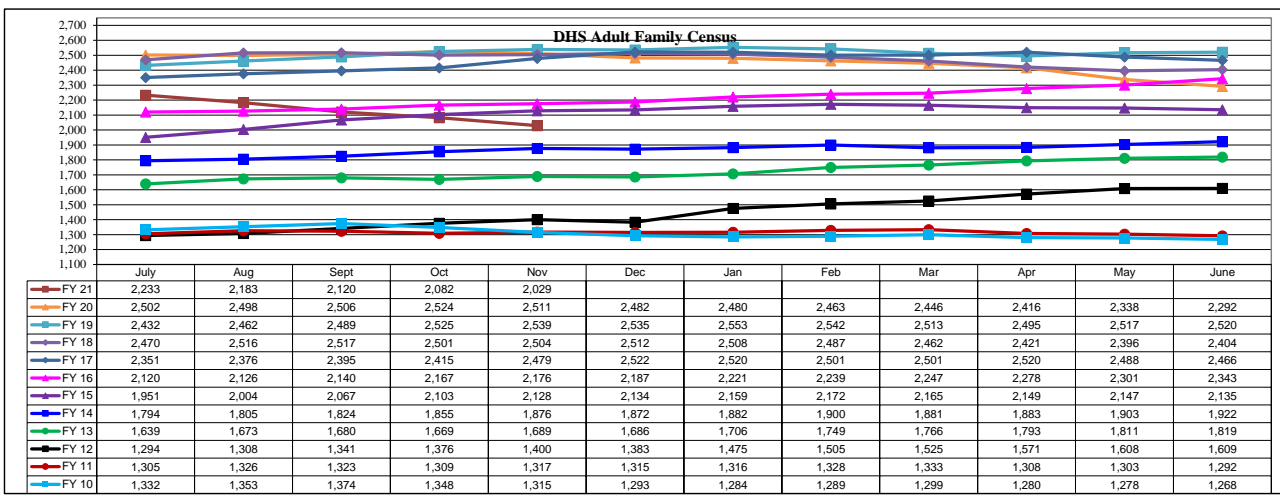
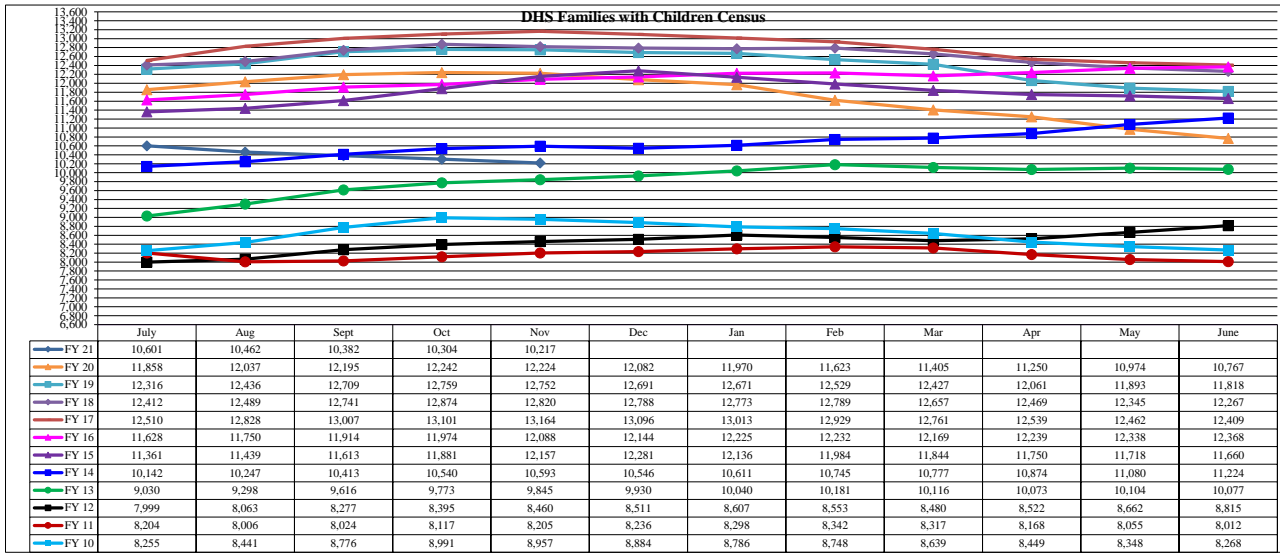
FAMILY INTAKE	
Families Requesting Temporary Housing at PATH	129
Adult Families Requesting Temporary Housing at AFIC	15
Families Placed in Overnight Accommodations	0
Families w/children at PATH Overnight (pre 10PM)	0

TOTAL SHELTER CENSUS	
Adults	35,880
Children	17,746
Total Individuals	53,626

SINGLE ADULTS	
Men	13,779
Women	4,545
Total Single Adults	18,324

FAMILIES WITH CHILDREN CENSUS	
Families	10,113
Adults	13,272
Children	17,746
Individuals	31,018

ADULT FAMILIES CENSUS	
Families	2,028
Individuals (Adults)	4,284



*Due to data conversion the average monthly census for December 2011 and January 2012 for Families with Children and Adult Families is based upon data for a partial month.