

DAILY REPORT

3/30/2020

(Data from Sunday, March 29, 2020)

SINGLE ADULTS	
Drop-in Center Clients Served	652
Drop-in Center Overnight Census	253
Faith Bed Census	44
Outreach Contacts	194
Outreach Placements	12
Safe Haven Utilization	1059
Veterans In Short-term Housing	243
Criminal Justice Short-term Housing	209

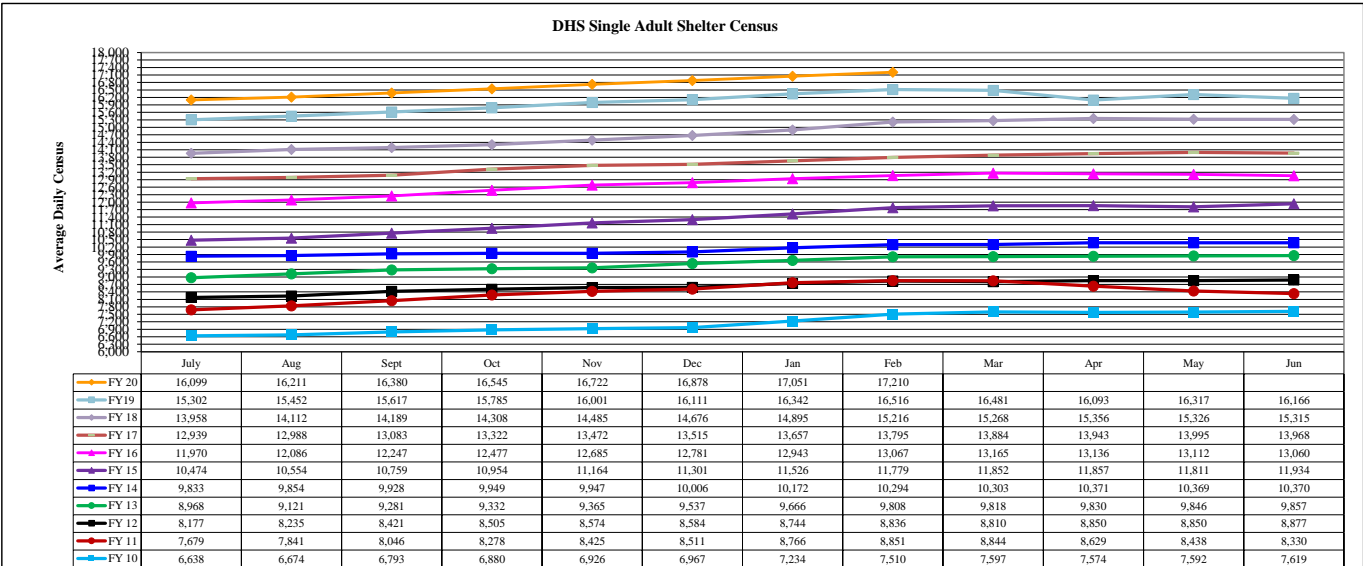
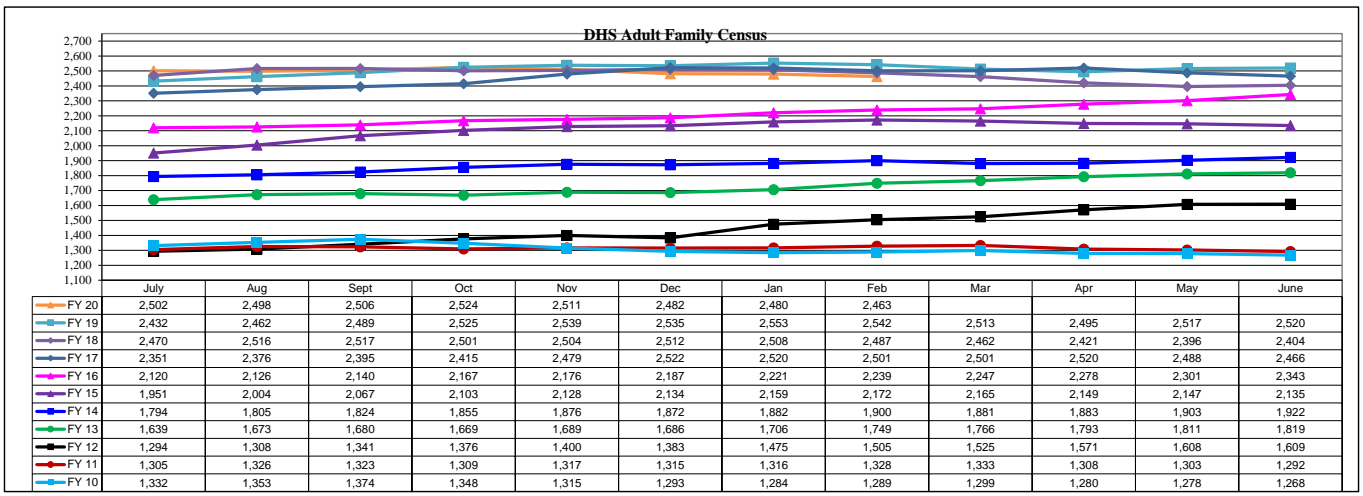
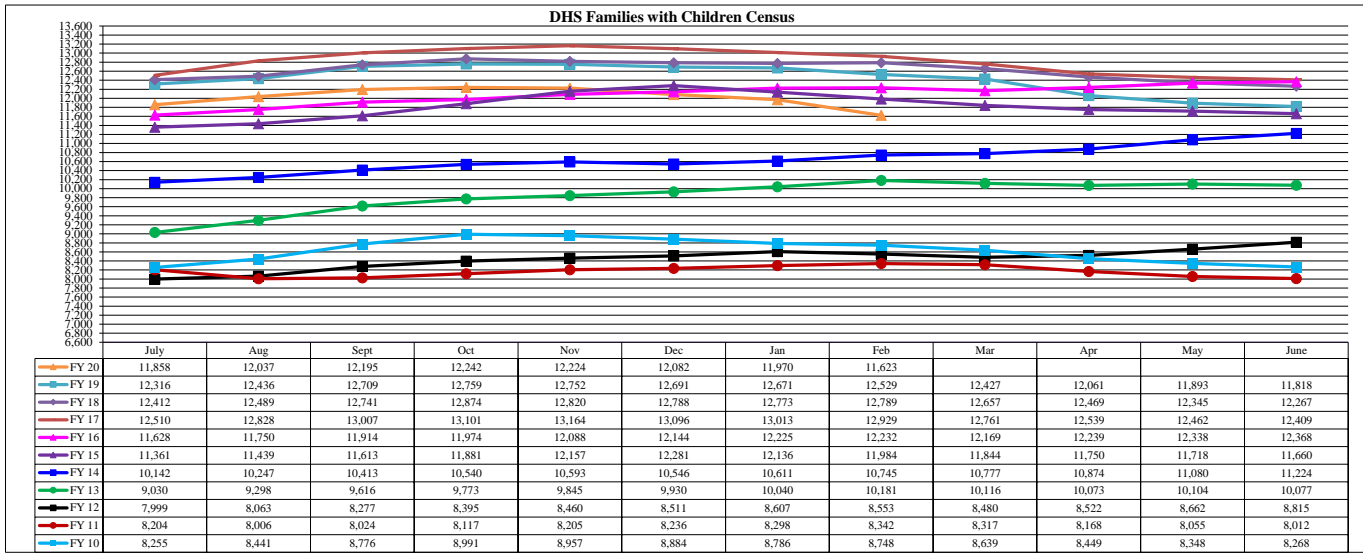
FAMILY INTAKE	
Families Requesting Temporary Housing at PATH	39
Adult Families Requesting Temporary Housing at AFIC	3
Families Placed in Overnight Accommodations	0
Families w/children at PATH Overnight (pre 10PM)	0

TOTAL SHELTER CENSUS	
Adults	37,680
Children	20,362
Total Individuals	58,042

SINGLE ADULT SHELTER CENSUS	
Men	12,618
Women	4,621
Total Single Adults	17,239

FAMILIES WITH CHILDREN CENSUS	
Families	11,441
Adults	15,303
Children	20,362
Individuals	35,665

ADULT FAMILIES CENSUS	
Families	2,440
Individuals (Adults)	5,138



*Due to data conversion the average monthly census for December 2011 and January 2012 for Families with Children and Adult Families is based upon data for a partial month.