

**DAILY REPORT**

4/28/2023

(Data from Thursday, April 27, 2023)

SINGLE ADULTS	
Drop-in Center Clients Served	415
Drop-in Center Overnight Census	168
Faith Bed Census	36
Outreach Contacts	426
Outreach Placements	47
Safe Haven Utilization	1534
Veterans In Short-term Housing	147
Criminal Justice Short-term Housing (Note: This count is also included in the <b>TOTAL SHELTER CENSUS</b> )	156

5 of 7 sites reporting  
 5 of 7 sites reporting  
 5 of 7 sites reporting

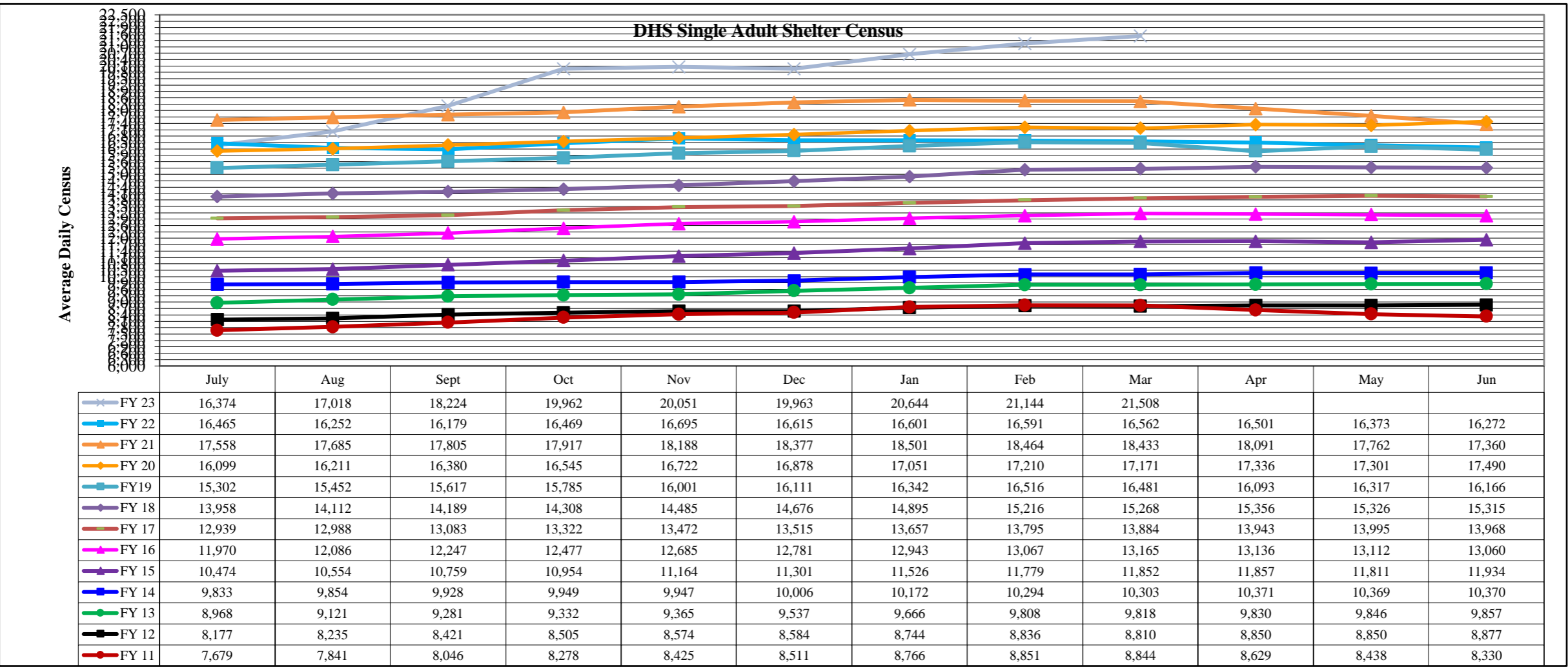
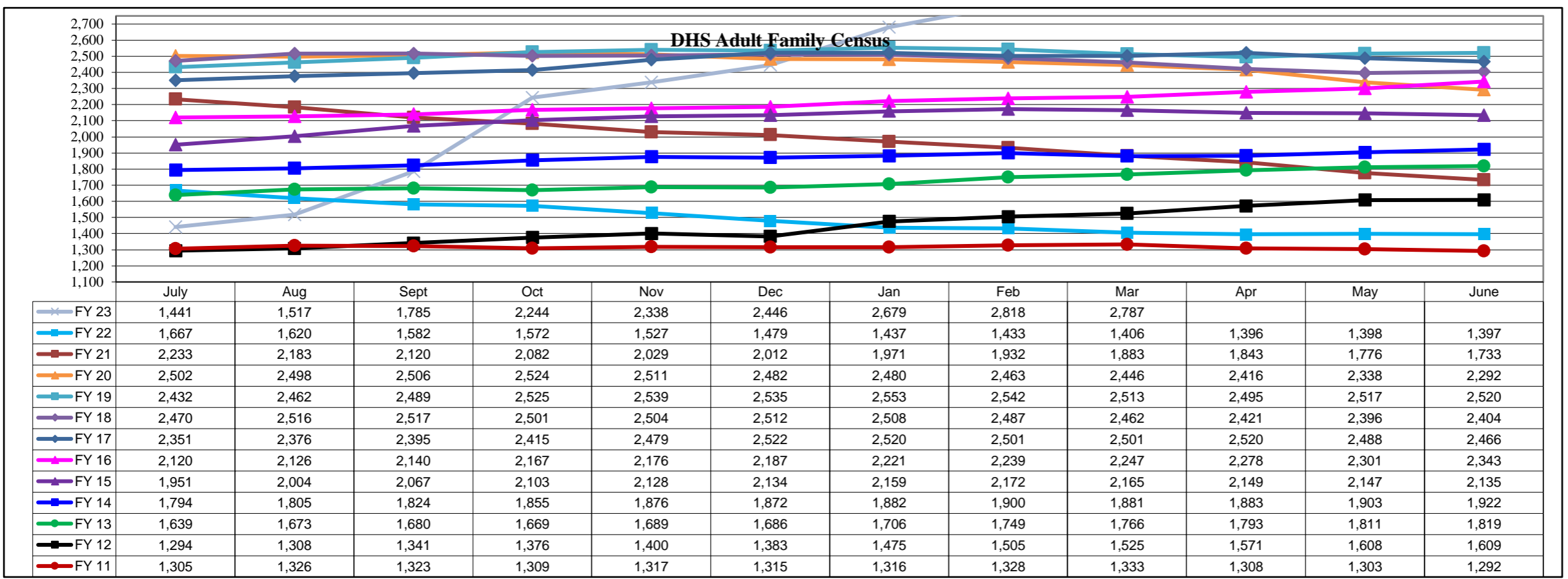
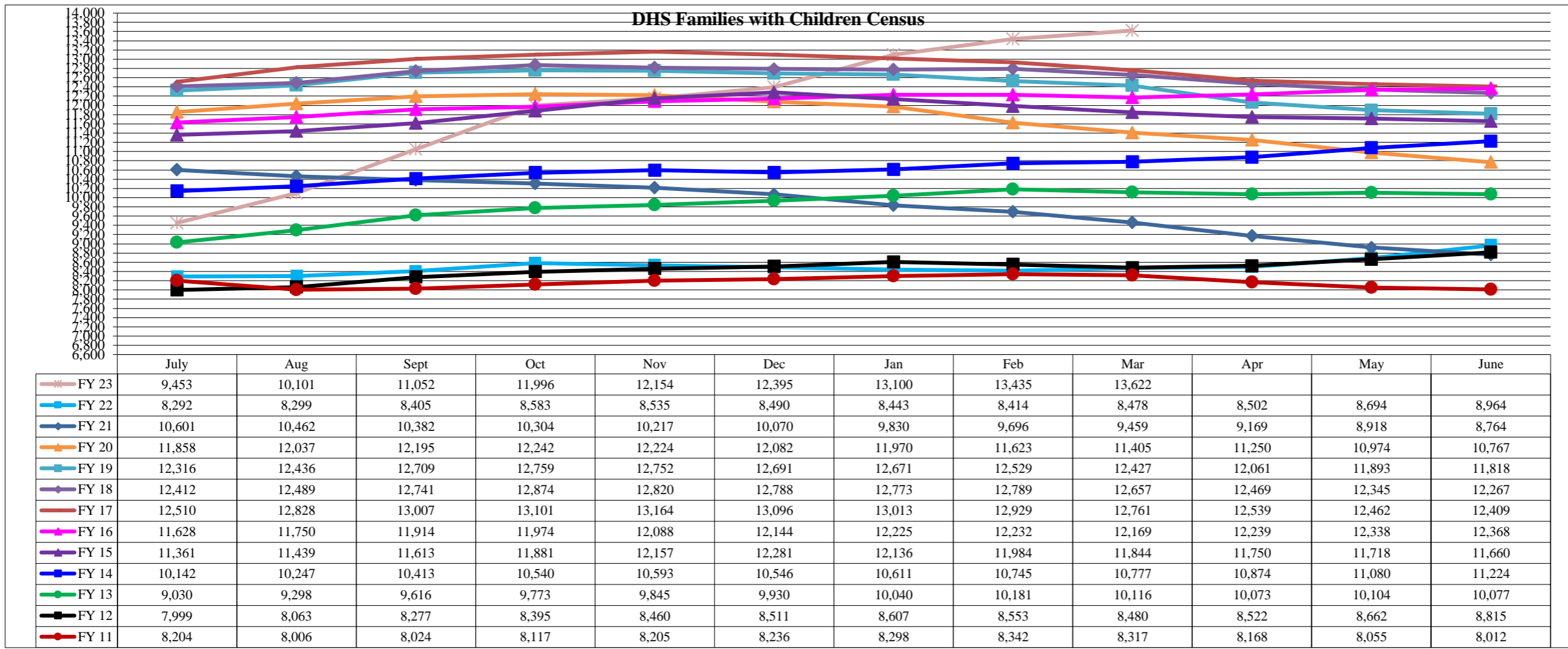
FAMILY INTAKE	
Families with Children Requesting Temporary Housing	151
Adult Families Requesting Temporary Housing	32
Families Placed in Overnight Accommodations	0
Families w/children at PATH Overnight (pre 10PM)	0

TOTAL SHELTER CENSUS	
Adults	51,355
Children	24,803
<b>Total Individuals</b>	<b>76,158</b>

SINGLE ADULTS	
Men	17,861
Women	4,593
<b>Total Single Adults</b>	<b>22,454</b>

FAMILIES WITH CHILDREN	
<b>Families</b>	14,578
Adults	22,675
Children	24,803
<b>Individuals</b>	<b>47,478</b>

ADULT FAMILIES CENSUS	
<b>Families</b>	2,937
<b>Individuals (Adults)</b>	<b>6,226</b>



\*Due to data conversion the average monthly census for December 2011 and January 2012 for Families with Children and Adult Families is based upon data for a partial month.