

**DAILY REPORT**

2/9/2023

(Data from Wednesday, February 08, 2023)

SINGLE ADULTS	
Drop-in Center Clients Served	417
Drop-in Center Overnight Census	167
Faith Bed Census	24
Outreach Contacts	368
Outreach Placements	55
Safe Haven Utilization	1566
Veterans In Short-term Housing	216
Criminal Justice Short-term Housing (Note: This count is also included in the <b>TOTAL SHELTER CENSUS</b> )	151

4 of 5 sites reporting  
 4 of 5 sites reporting  
 4 of 5 sites reporting

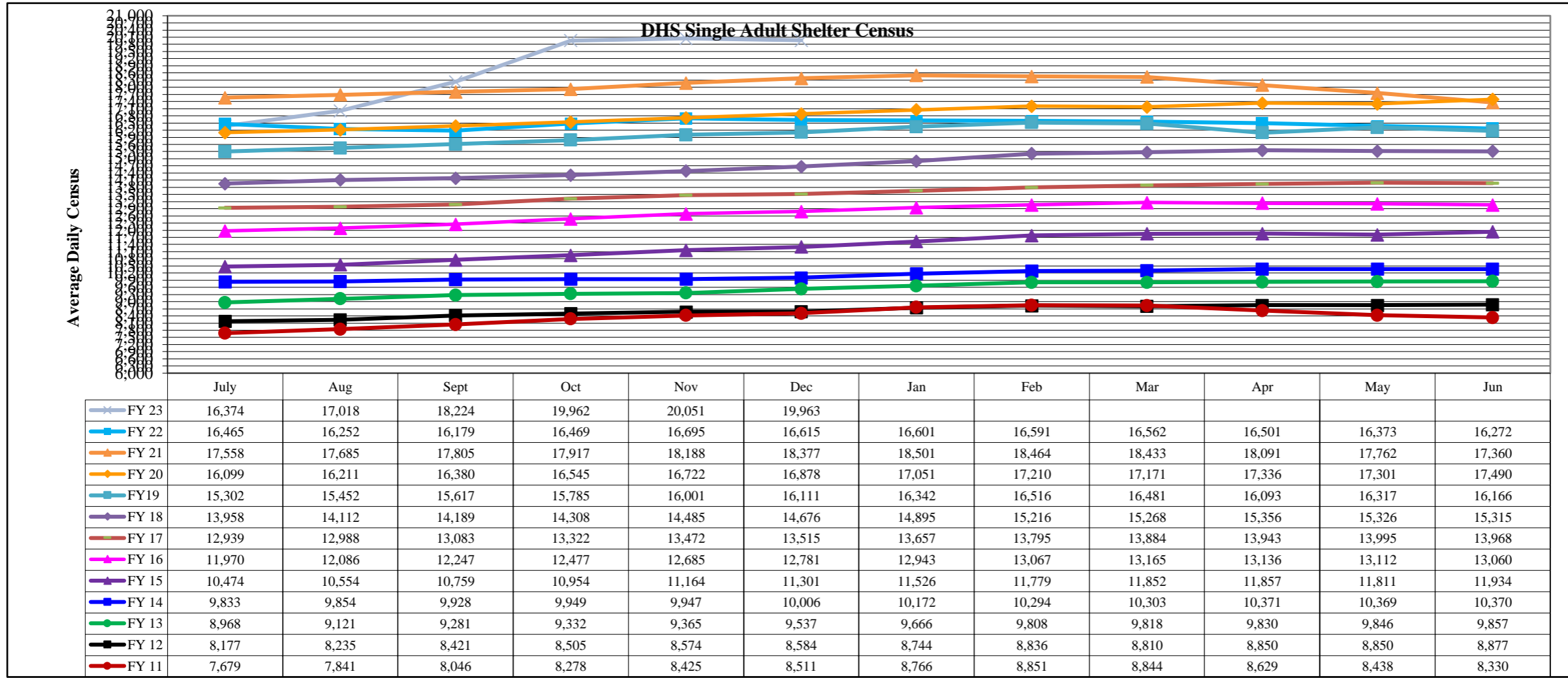
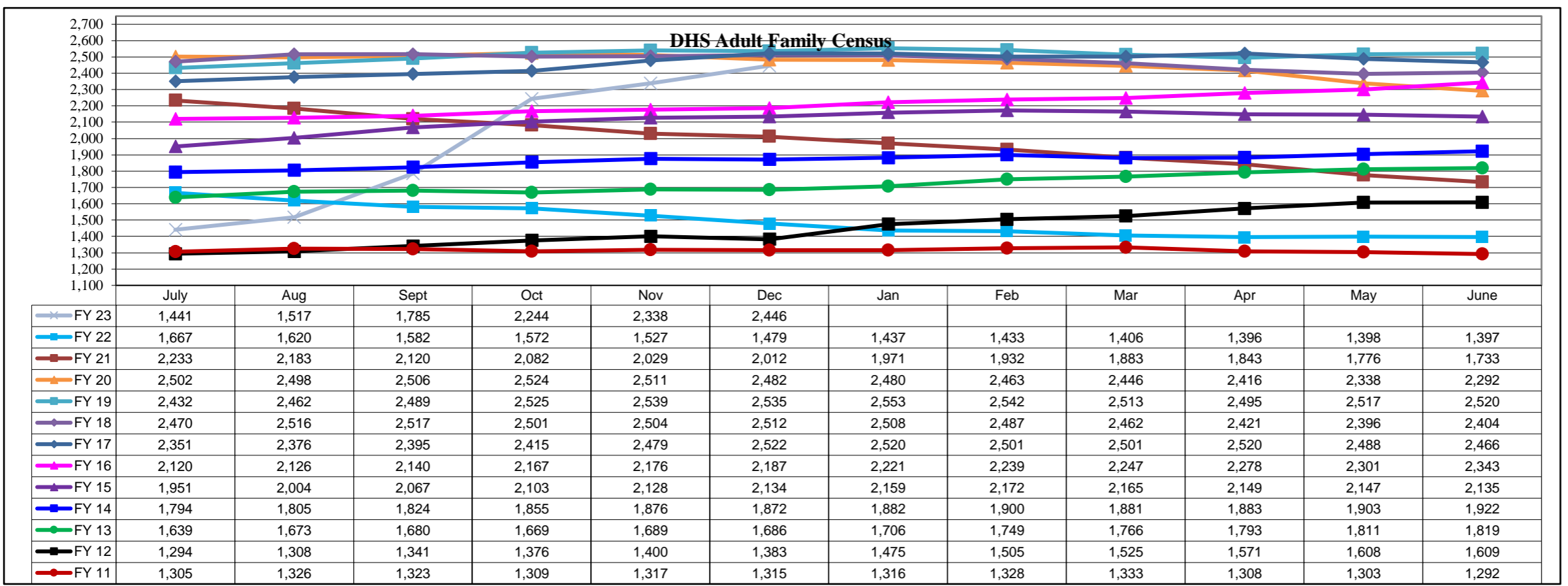
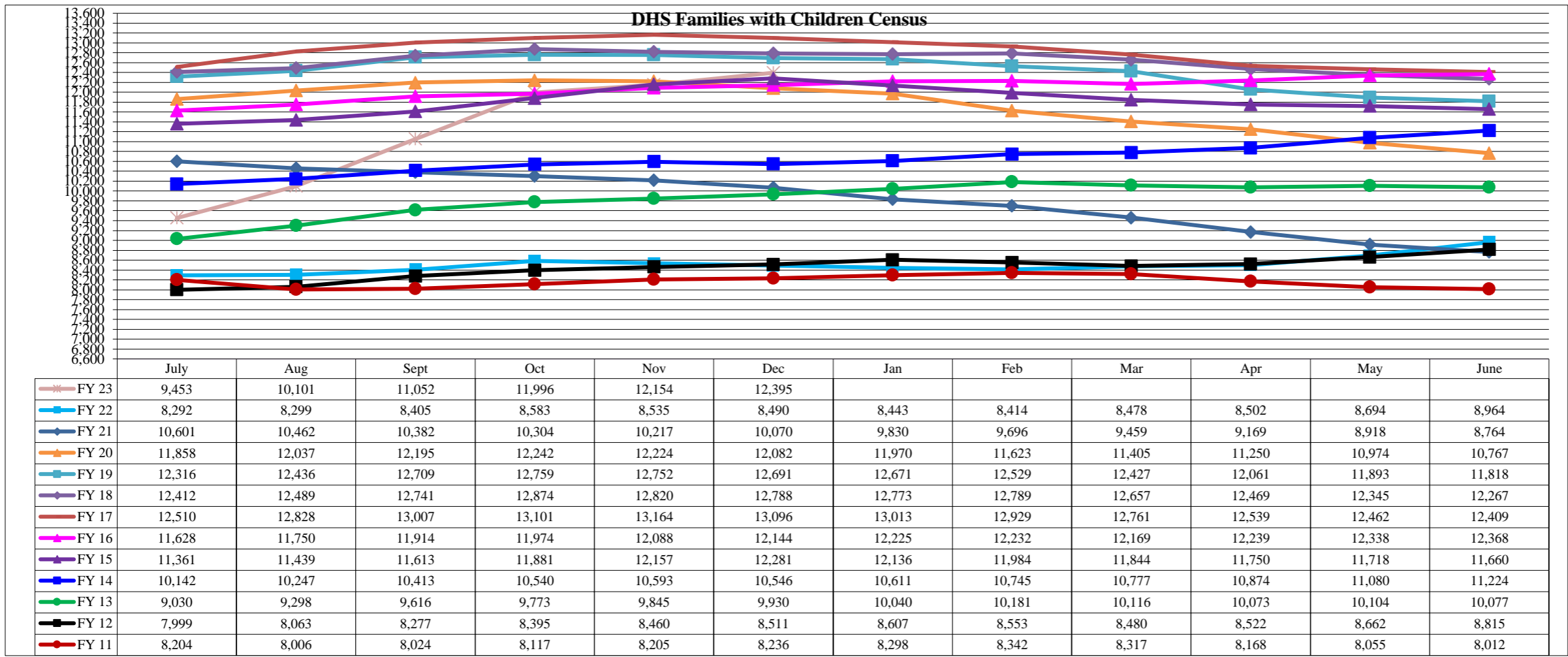
FAMILY INTAKE	
Families with Children Requesting Temporary Housing	139
Adult Families Requesting Temporary Housing	29
Families Placed in Overnight Accommodations	0
Families w/children at PATH Overnight (pre 10PM)	0

TOTAL SHELTER CENSUS	
Adults	47,817
Children	22,866
<b>Total Individuals</b>	<b>70,683</b>

SINGLE ADULTS	
Men	16,655
Women	4,501
<b>Total Single Adults</b>	<b>21,156</b>

FAMILIES WITH CHILDREN	
<b>Families</b>	13,407
Adults	20,667
Children	22,866
<b>Individuals</b>	<b>43,533</b>

ADULT FAMILIES CENSUS	
<b>Families</b>	2,825
<b>Individuals (Adults)</b>	<b>5,994</b>



\*Due to data conversion the average monthly census for December 2011 and January 2012 for Families with Children and Adult Families is based upon data for a partial month.