



BILL DE BLASIO
MAYOR

CIVILIAN COMPLAINT REVIEW BOARD
100 CHURCH STREET 10th FLOOR
NEW YORK, NEW YORK 10007 ♦ TELEPHONE (212) 912-7235
www.nyc.gov/ccrb



FREDERICK DAVIE
CHAIR

Executive Director's Monthly Report
October 2020
(Statistics for September 2020)

Contents

Executive Summary	2
Glossary	3
Complaints Received	4
CCRB Cases Received By Borough and Precinct	5
Allegations Received	7
CCRB Docket	10
Body Worn Camera Footage Requests	12
Closed Cases	13
Resolving Cases	13
Dispositions / Case Abstracts	14
Dispositions - Full Investigations	16
Dispositions - All CCRB Cases	17
Dispositions - Allegations	18
Substantiation Rates	20
Substantiation Rates and Video	21
Board Discipline Recommendations for Substantiated Complaints	22
Board Discipline Recommendations for Substantiated Allegations	24
Truncations	27
Complaints by PSA	28
Mediation Unit	30
Administrative Prosecution Unit	32
NYPD Discipline	33
Appendix	39

Executive Summary

The Civilian Complaint Review Board (“CCRB”) is an independent municipal Agency that investigates complaints of NYPD misconduct. Every month, the CCRB prepares an Executive Director report for its public meeting. Data for September 2020 included the following highlights:

- 1) Of the cases in the CCRB active investigations docket, 58% have been open for 4 months or fewer, and 77% have been open for 7 months or fewer (page 10). In September, the CCRB opened 258 new cases (page 4), and currently has a total open docket of 2,697 cases (page 11).
- 2) The CCRB substantiated allegations in 19% of its fully investigated cases (page 16).
- 3) The CCRB fully investigated 11% of the cases it closed in September (page 13) and resolved (fully investigated, mediated or attempted mediation) 11% of the cases it closed (page 17). The Agency's truncation rate was 68% (page 13). This is primarily driven by uncooperative complainants/alleged victims, or witnesses.
- 4) For September, investigations using video evidence resulted in substantiated allegations in 23% of cases - compared to 0% of cases in which video was not available (page 20-21).
- 5) The Monthly Report includes a breakdown of complaints and substantiations by NYPD precinct and borough of occurrence (pages 5-6, 25-26).
- 6) In September the Police Commissioner finalized 2 decision(s) against police officers in Administrative Prosecution Unit (APU) cases (page 32). The CCRB's APU prosecutes the most serious allegations of misconduct. The APU conducted 10 trials against members of the NYPD year-to-date; 2 trials were conducted against respondent officers in September.

Finally, the Monthly Report contains a Table of Contents, Glossary, and Appendix, all meant to assist readers in navigating this report. The CCRB is committed to producing monthly reports that are valuable to the public, and welcomes feedback on how to make its data more accessible.

Glossary

In this glossary we have included a list of terms that regularly appear in our reports.

Allegation: An allegation is a specific act of misconduct. The same “complaint” can have multiple allegations – excessive force and discourteous language, for example. Each allegation is reviewed separately during an investigation.

APU: The Administrative Prosecution Unit is the division of the CCRB that has prosecuted “charges” cases since April 2013, after the signing of a 2012 Memorandum of Understanding between the CCRB and NYPD.

Board Panel: The “Board” of the CCRB has 13 members. Of the 13 members, five are chosen by the Mayor, five are chosen by the City Council, and three are chosen by the Police Commissioner. Following a completed investigation by the CCRB staff, three Board members, sitting as a Board Panel, will make a finding on whether misconduct occurred and will make a recommendation on what level of penalty should follow.

Case/Complaint: For the purposes of CCRB data, a “case” or “complaint” is defined as any incident within the Agency’s jurisdiction, brought to resolution by the CCRB. Cases/Complaints thus include truncations, fully investigated or ongoing cases, mediations, and completed investigations pending Board Panel review.

Disposition: The Board’s finding as to the outcome of a case (i.e. if misconduct occurred).

FADO: Under the City Charter, the CCRB has jurisdiction to investigate the following categories of police misconduct: Force, Abuse of Authority, Discourtesy, and Offensive Language, collectively known as “FADO”.

Intake: CCRB’s intake team initially handles complaints from the public. Intake takes complaints that come via live phone calls, voicemails, an online complaint form, or in-person.

Investigation: CCRB investigators gather evidence and interview witnesses to prepare reports on misconduct allegations. An investigation ends when a closing report is prepared detailing the evidence and legal analysis, and the case is given to the Board for disposition.

Mediation: A complainant may mediate his or her case with the subject officer, in lieu of an investigation, with the CCRB providing a neutral, third-party mediator.

Truncation: When a complaint is withdrawn or there is no complainant/alleged victim available for an interview, the investigation is “truncated.”

Complaints Received

The CCRB’s Intake team processes misconduct complaints from the public and referrals from the NYPD. Under the New York City Charter, the CCRB’s jurisdiction is limited to allegations of misconduct related to Force, Abuse of Authority, Discourtesy and Offensive Language. All other complaints are referred to the appropriate agency. Figure 1 refers to all complaints that the CCRB receives and Figures 2 and 3 refer to new cases that remain with the Agency. In September 2020, the CCRB initiated 258 new complaints.

Figure 1: Total Intake by Month (January 2019 - September 2020)

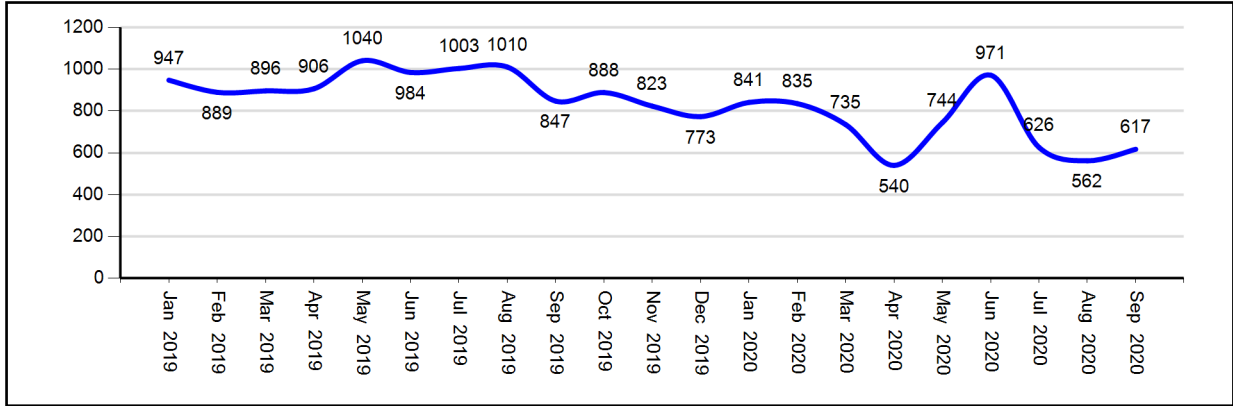


Figure 2: New CCRB Complaints by Month (January 2019 - September 2020)

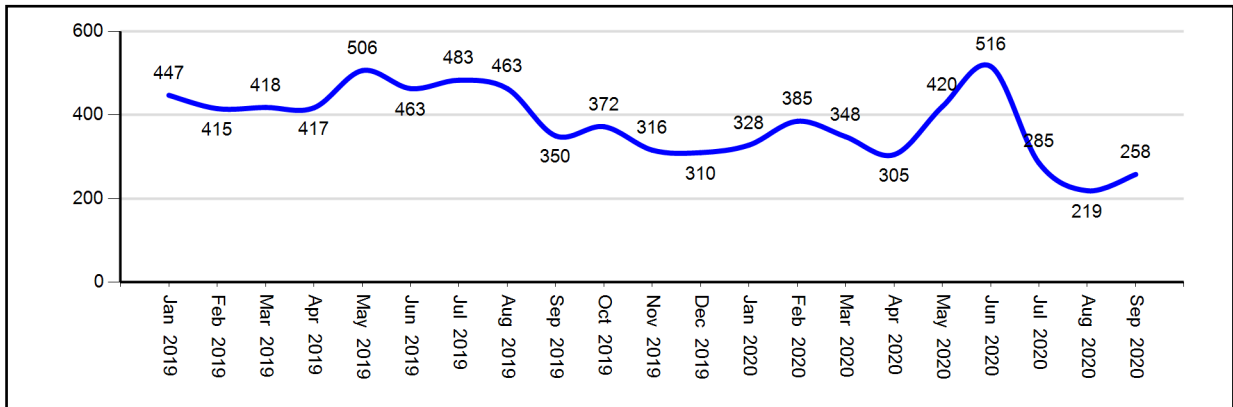
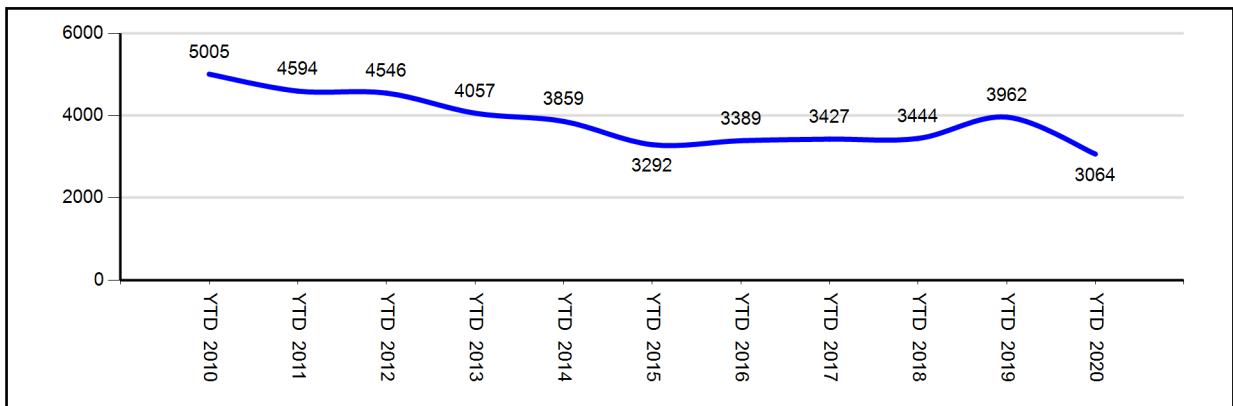


Figure 3: New CCRB Complaints by Year (YTD 2010 - YTD 2020)



CCRB Cases Received by Borough and Precinct

Of the five boroughs, the largest number of misconduct complaints stemmed from incidents occurring in Brooklyn, followed by Bronx. The 44th Precinct had the highest number at 13 incidents.

Figure 4: CCRB Complaints Received By Borough of Occurrence (September 2020)

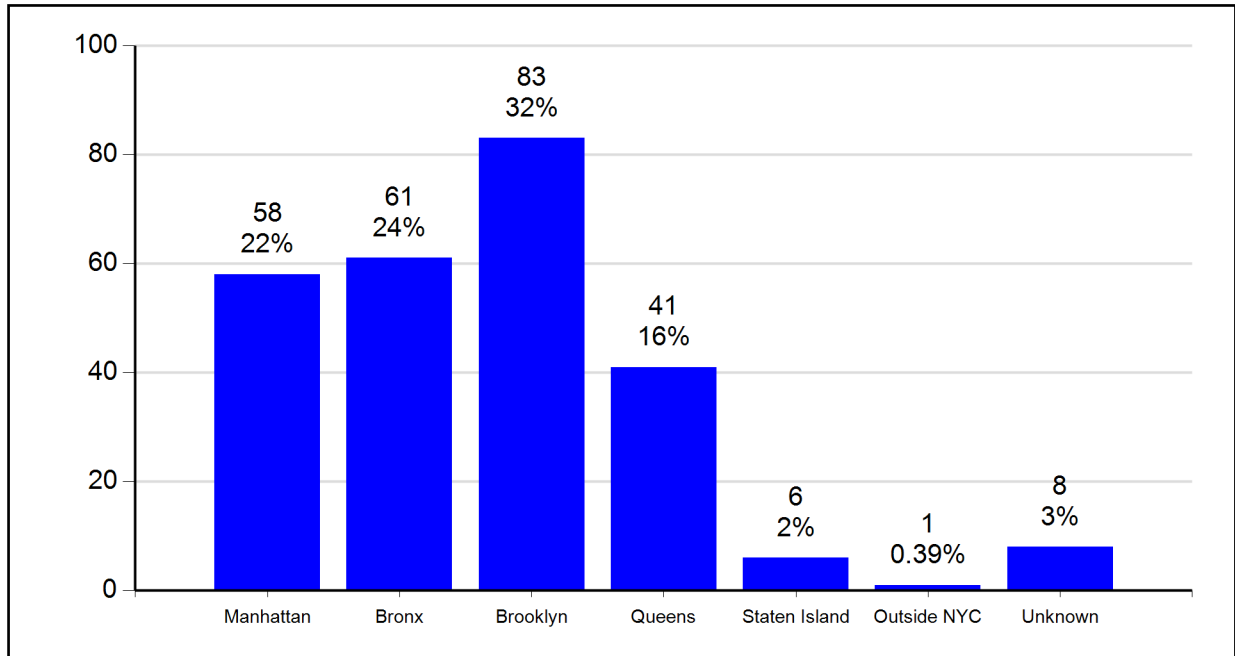


Figure 5: CCRB Complaints Received By Borough of Occurrence (YTD 2020)

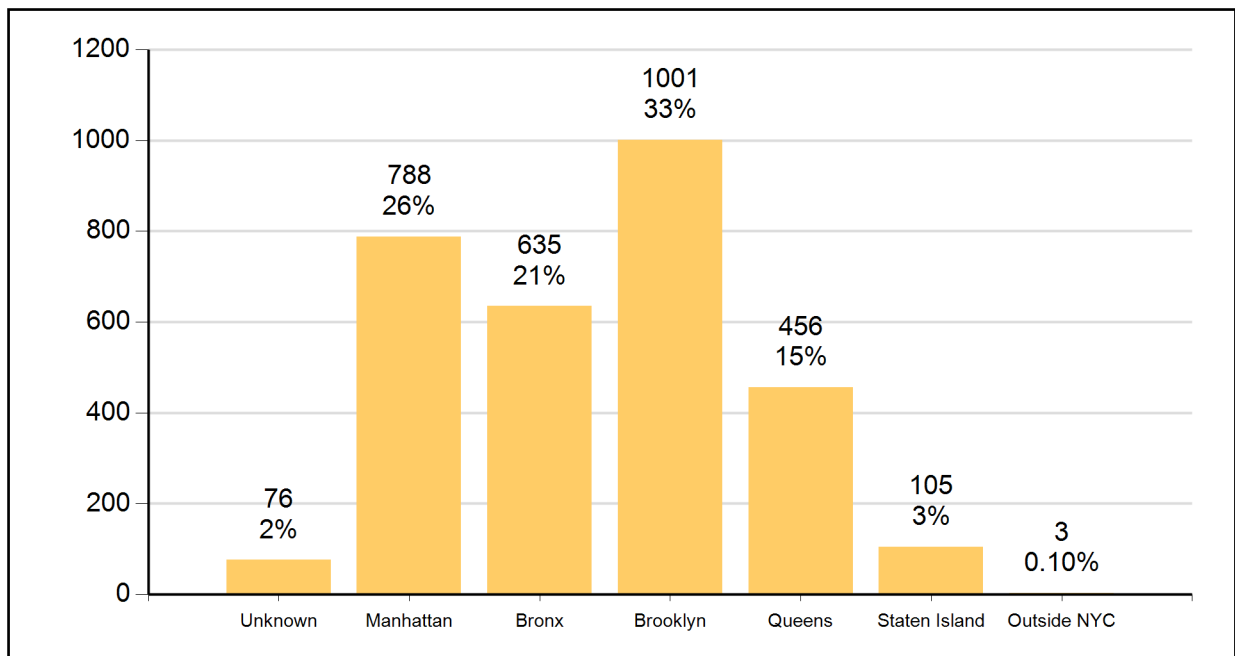


Figure 6: CCRB Complaints Received By Precinct of Occurrence (September 2020)

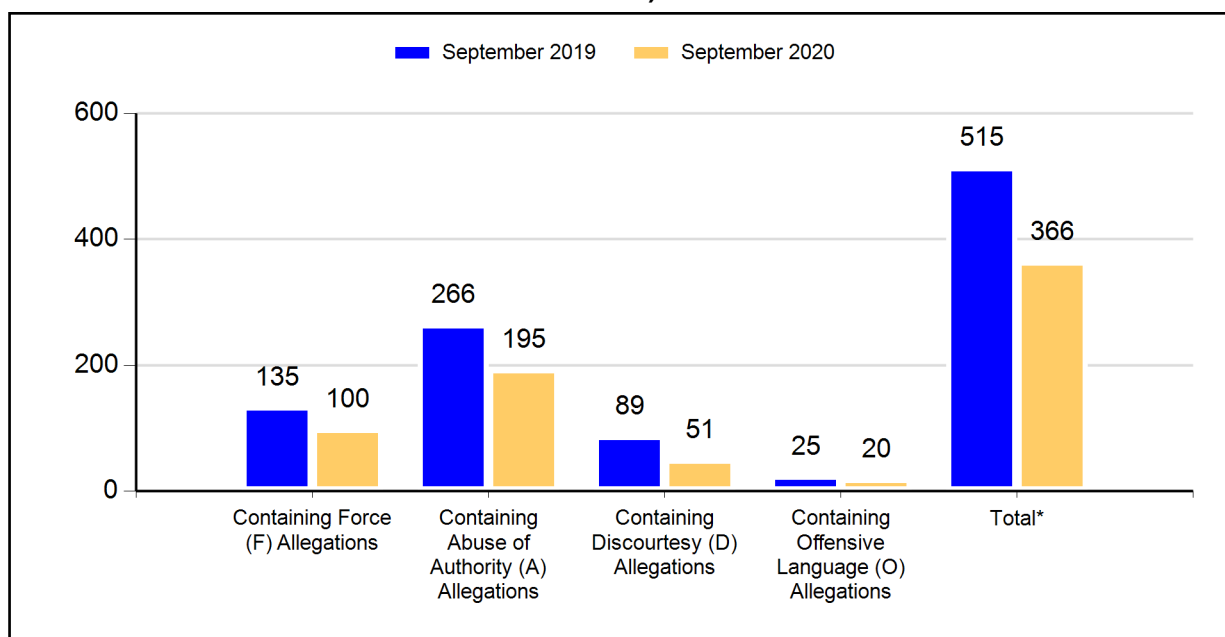
NYPD Precinct of Occurrence*	Number of Complaints	NYPD Precinct of Occurrence*	Number of Complaints
0	2	67	10
5	2	68	2
6	5	69	2
7	2	70	3
9	1	71	6
10	1	72	1
13	8	73	11
14	3	75	7
17	1	77	3
18	4	78	1
19	4	79	5
23	2	81	2
24	4	83	4
25	5	84	3
26	2	88	5
28	7	90	1
30	1	94	3
34	4	101	6
40	11	102	4
41	3	103	9
42	5	104	1
43	6	105	3
44	13	106	1
45	6	107	1
47	2	108	2
48	1	109	2
49	4	110	3
50	6	111	1
52	3	113	3
60	2	114	4
61	1	115	1
62	2	120	2
63	6	121	3
66	2	Unknown	12

*These figures track where an incident occurred, not necessarily the Command of the officer. Please review Figures 62A-62Q for Command Level data for cases closed in 2017.

Allegations Received

As described in the previous section, the CCRB has jurisdiction over four categories of NYPD misconduct. In comparing September 2019 to September 2020, the number of complaints containing an allegation of Force is down, Abuse of Authority complaints are down, Discourtesy are down and Offensive Language are down. Figures for the year-to-date comparison show that in 2020, complaints containing an allegation of Force are down, Abuse of Authority are down, Discourtesy are down and Offensive Language are up.

Figure 7: CCRB Complaints Received By Type of Allegation (September 2019 vs. September 2020)



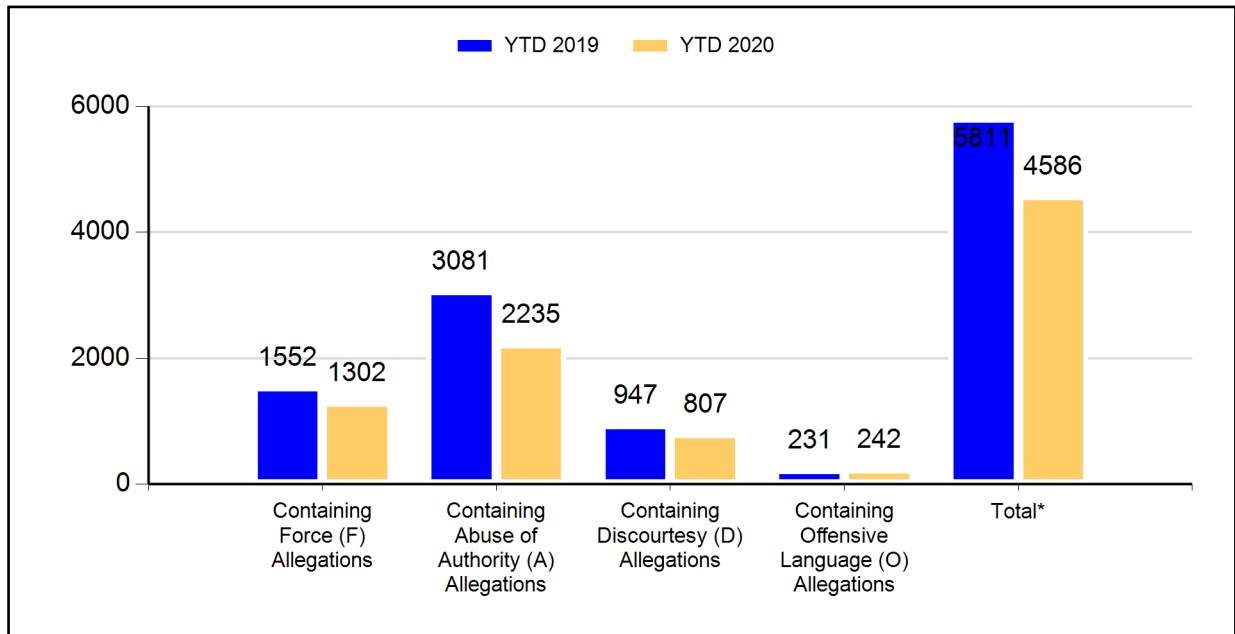
*This is the total of distinct FADO allegation types in complaints received.

Figure 8: CCRB Complaints Received By Type of Allegation (% of Complaints)

	September 2019		September 2020		Change	% Change
	Count	% of Total Complaints	Count	% of Total Complaints		
Force (F)	135	39%	100	39%	-35	-26%
Abuse of Authority (A)	266	76%	195	76%	-71	-27%
Discourtesy (D)	89	25%	51	20%	-38	-43%
Offensive Language (O)	25	7%	20	8%	-5	-20%
Total FADO Allegations	515		366		-149	-29%
Total Complaints	350		258		-92	-26%

Note: the number of allegations in recently received complaints typically grows somewhat as the complaints are investigated.

Figure 9: CCRB Complaints Received By Type of Allegation (YTD 2019 vs. YTD 2020)



*This is the total of distinct FADO allegation types in complaints received.

Figure 10: CCRB Complaints Received By Type of Allegation YTD (% of Complaints)

	YTD 2019		YTD 2020		Change	% Change
	Count	% of Total Complaints	Count	% of Total Complaints		
Force (F)	1552	39%	1302	42%	-250	-16%
Abuse of Authority (A)	3081	78%	2235	73%	-846	-27%
Discourtesy (D)	947	24%	807	26%	-140	-15%
Offensive Language (O)	231	6%	242	8%	11	5%
Total FADO Allegations	5811		4586		-1225	-21%
Total Complaints	3962		3064		-898	-23%

Note: the number of allegations in recently received complaints typically grows somewhat as the complaints are investigated.

Figure 11: Total Allegations (% of Total Allegations)

	September 2019		September 2020		Change	% Change
	Count	% of Total Allegations	Count	% of Total Allegations		
Force (F)	316	23%	238	28%	-78	-25%
Abuse of Authority (A)	872	64%	521	61%	-351	-40%
Discourtesy (D)	152	11%	68	8%	-84	-55%
Offensive Language (O)	31	2%	22	3%	-9	-29%
Total Allegations	1371		849		-522	-38%
Total Complaints	350		258		-92	-26%

Figure 12: Total Allegations YTD (% of Total Allegations)

	YTD 2019		YTD 2020		Change	% Change
	Count	% of Total Allegations	Count	% of Total Allegations		
Force (F)	3461	23%	3441	28%	-20	-1%
Abuse of Authority (A)	9793	65%	7323	59%	-2470	-25%
Discourtesy (D)	1401	9%	1240	10%	-161	-11%
Offensive Language (O)	298	2%	315	3%	17	6%
Total Allegations	14953		12319		-2634	-18%
Total Complaints	3962		3064		-898	-23%

The number of allegations in recently received complaints typically grows as the complaints are investigated.

CCRB Docket

As of the end of September 2020, 58% of active CCRB cases are fewer than five months old, and 77% active cases have been open for fewer than eight months.

Figure 13: Age of Active Cases Based on Received Date (September 2020)

Case Age Group	Count	% of Total
Cases 0-4 Months	1308	57.8%
Cases 5-7 Months	443	19.6%
Cases 8-11 Months	295	13.0%
Cases 12-18 Months*	202	8.9%
Cases Over 18 Months**	16	0.7%
Total	2264	100%

*12-18 Months: 12 cases that were reopened; 1 case that was on DA Hold.

**Over18 Months: 9 cases that were reopened; 3 cases that were on DA Hold.

Figure 14: Age of Active Cases Based on Incident Date (September 2020)

	Count	% of Total
Cases 0-4 Months	1172	51.8%
Cases 5-7 Months	456	20.1%
Cases 8-11 Months	341	15.1%
Cases 12-18 Months*	256	11.3%
Cases Over 18 Months**	39	1.7%
Total	2264	100%

*12-18 Months: 13 cases that were reopened; 2 cases that were on DA Hold.

**Over18 Months: 9 cases that were reopened; 3 cases that were on DA Hold.

An active case is here defined as an investigation; cases in mediation are excluded.

Figure 15: Number of Active Investigations (January 2019 - September 2020)

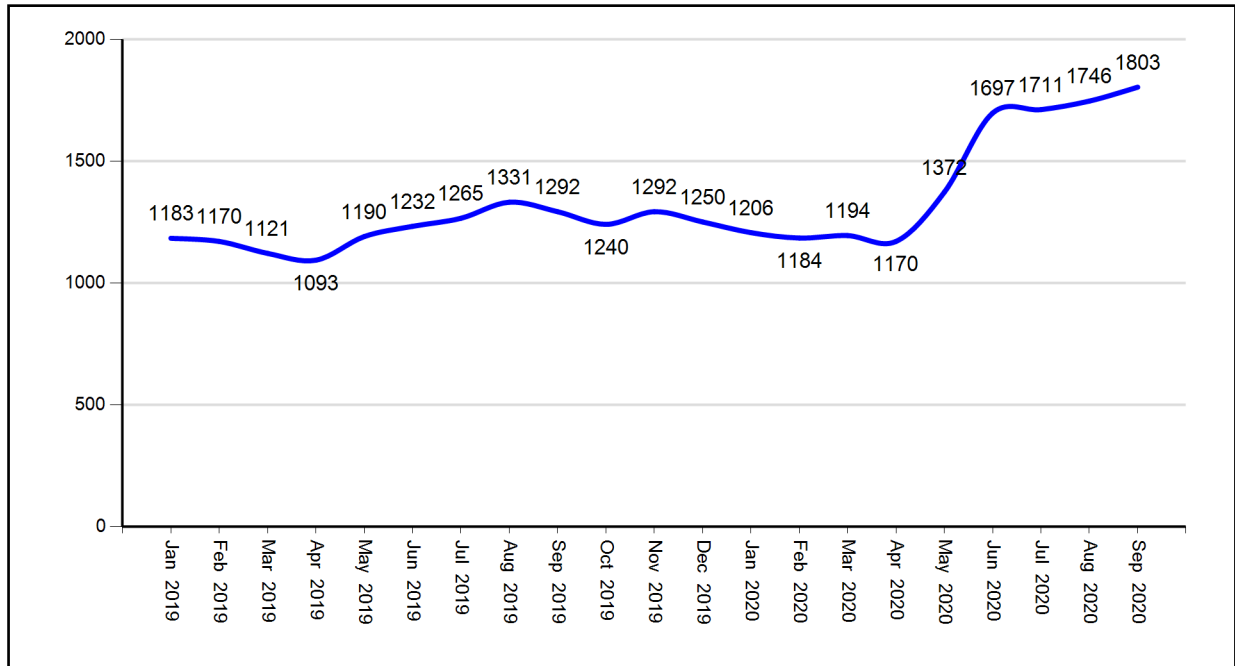


Figure 16: Open Docket Analysis

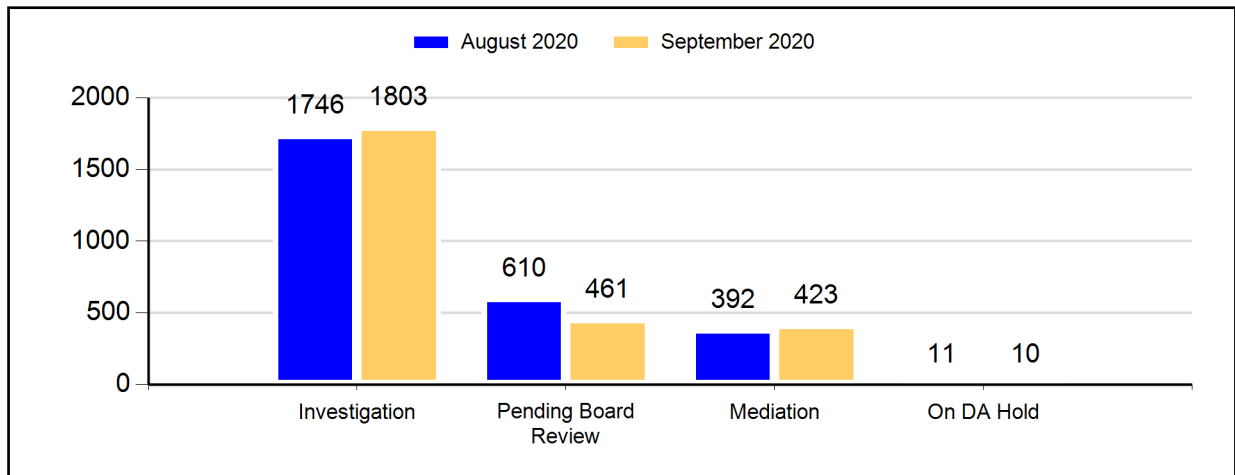


Figure 17: Open Docket Analysis with % Change

	August 2020		September 2020		Change	% Change
	Count	% of Total	Count	% of Total		
Investigations	1746	63%	1803	67%	57	3%
Pending Board Review	610	22%	461	17%	-149	-24%
Mediation	392	14%	423	16%	31	8%
On DA Hold	11	0%	10	0%	-1	-9%
Total	2759		2697		-62	-2%

Body Worn Camera Footage Requests

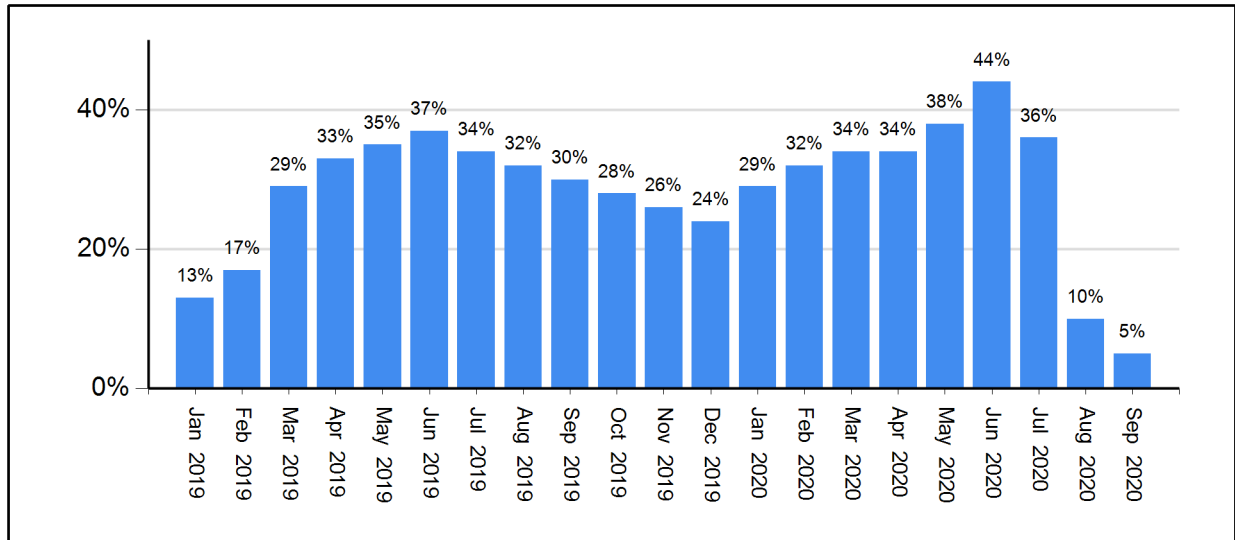
Since the widespread roll out of body worn cameras in 2018, the collection of footage from these cameras has become an integral part of CCRB investigations.

The timeliness of the response to BWC footage requests has a direct impact on the length of time it takes to complete an investigation. The longer it takes to fulfill BWC requests, the longer CCRB investigations remain on the open docket.

Figure 18: Pending Requests for BWC Footage

Days Pending	BWC Requests	% of Total
00 <= Days < 30	65	58.6%
30 <= Days < 60	4	3.6%
60 <= Days < 90	1	0.9%
90 <= Days	41	36.9%
Total	111	100%

Figure 19: Percentage of Open Investigations Docket with Pending BWC Requests (January 2019 - September 2020)

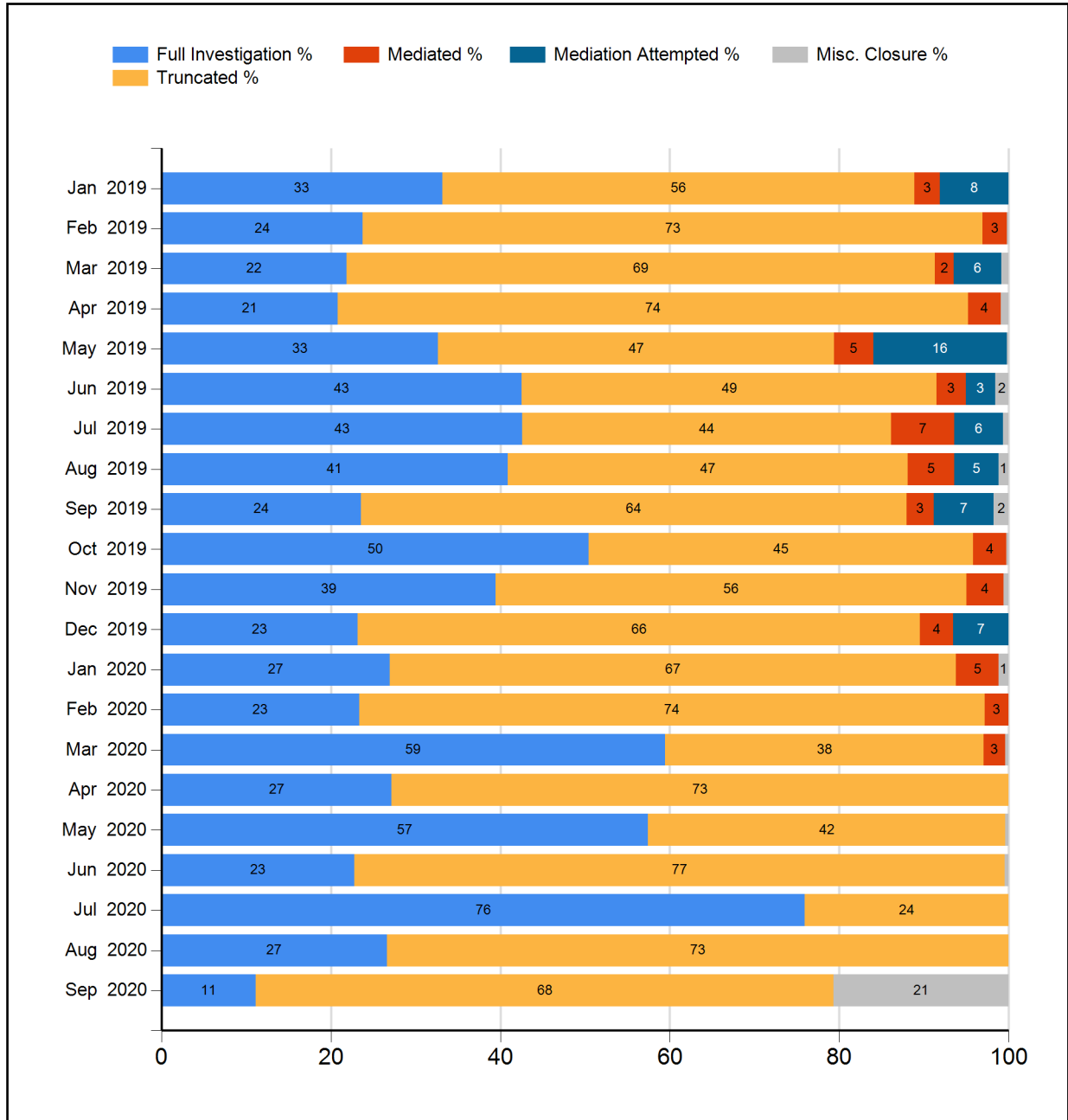


Closed Cases

Resolving Cases

In September 2020, the CCRB fully investigated 11% of the cases it closed, and resolved (fully investigated, mediated or mediation attempted) 11% of the cases it closed.

Figure 20: Case Resolutions (January 2019 - September 2020) (%)



Dispositions

Cases fully investigated by the CCRB generally receive one of five outcomes:

- If the alleged misconduct is found to have occurred, based on the preponderance of the evidence, the allegation is **substantiated**.
- If there is not enough evidence to determine whether or not the alleged misconduct occurred, the allegation is **unsubstantiated**.
- If the preponderance of the evidence suggests that the event or alleged act did not occur, the allegation is **unfounded**.
- If the event did occur, but was not improper by a preponderance of evidence, the allegation is **exonerated**.
- If the CCRB was unable to identify any of the officers accused of misconduct, the case is closed as **officer unidentified**.

Additionally, a case might be **mediated**, with the subject officer and complainant discussing the incident in the presence of a neutral third-party moderator, or closed as **mediation attempted**, the designation for a case in which both the officer and the civilian agree to mediate, but the civilian fails to appear twice for the scheduled mediation session or fails to respond to attempts to schedule a mediation session. Finally, a case that cannot be fully investigated due to complainant/alleged victim unavailability or lack of cooperation is **truncated**.

Case Abstracts

The following case abstracts are taken from complaints closed this month and serve as examples of what the different CCRB dispositions mean in practice:

1. Substantiated

A civilian allegedly committed a robbery and then absconded to his apartment. The civilian refused to open his door to officers. Police Officer 1 of the 41st Precinct and Police Officer 2 of the 40th Precinct went to the civilian's fire escape outside his window, where Officer 1 told the civilian, "Open the fucking door right now," and pointed his gun at the civilian. The civilian got onto the fire escape, where Officer 2 pointed his Taser at him. Eventually, Emergency Services Unit arrived, entered the apartment, and handcuffed the civilian. The civilian was removed to the hospital following several statements that were considered delusional. The Board found that the actions of Officer 1 and Officer 2 on the fire escape were unnecessary and did not de-escalate the situation, which made the civilian more agitated. Therefore the discourtesy, the gun pointed, and the threat of force (taser pointed) were substantiated.

2. Unsubstantiated

A civilian was riding his bicycle the wrong way on the street, when Police Officer 1 and Police Officer 2, from the 42nd Precinct, approached him. The civilian alleged that officers struck him with their vehicle, but video evidence shows that the individual ran into a parked civilian's vehicle. Police Officer 1 and Police Officer 2 took the civilian to the stationhouse to issue him a summons. The civilian alleged that the officers strip-searched him at the stationhouse. No video footage exists of their time at the stationhouse, there was no documentation of a strip-search, and the officers denied strip-searching the individual. The Board thus unsubstantiated the allegation of a strip-search.

3. Unfounded

A civilian had a dog tethered at a construction site. The civilian alleged that Police Officer 1 of the 48th Precinct stole his dog. Body-Worn Camera Footage showed that Police Officer 1 and his partner observed the dog for more than a half hour on a short tether without water. Police Officer 1 spoke with the owner and issued him a summons for cruelty to animals. The owner told the officer that he did not

want the dog and that the officer should take the dog from him. The officers removed the dog from his custody. Based on the video evidence, the Board found that the individual voluntarily surrendered his dog to Police Officer 1 and that Police Officer 1 did not steal it. The allegation of property seizure was unfounded.

4. Exonerated

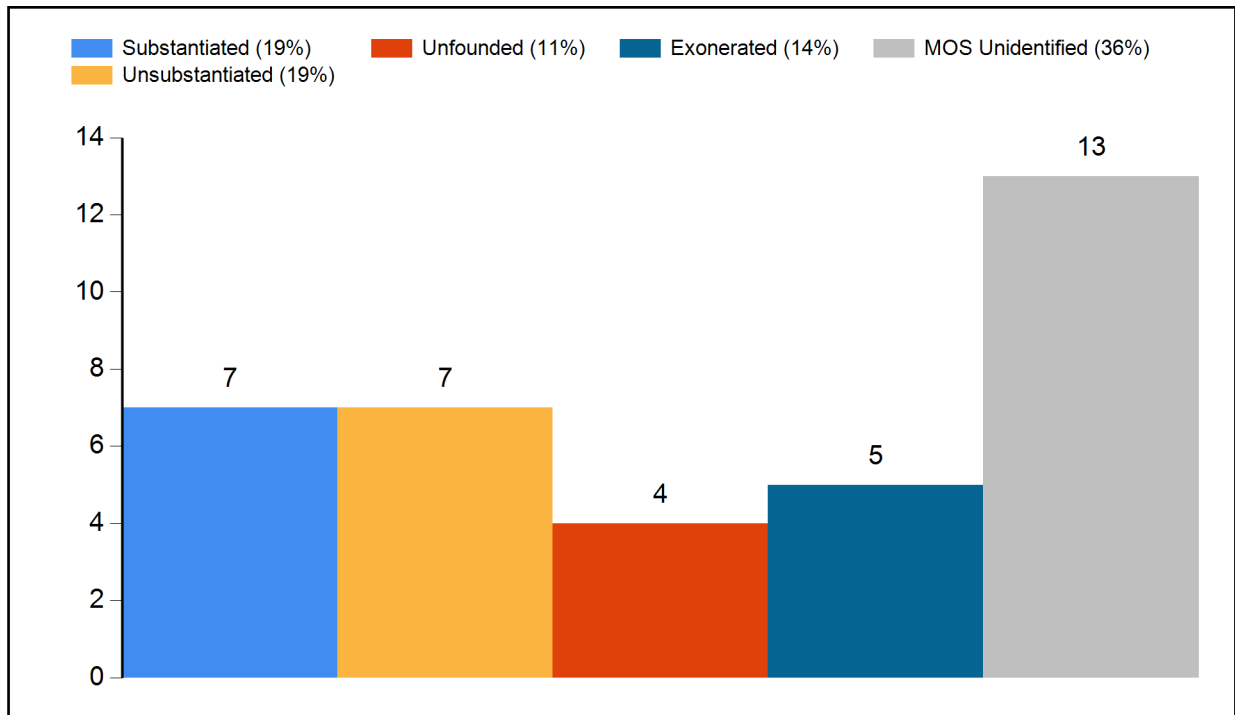
A landlord and a tenant had a dispute in which the landlord alleged to 911 that the tenant had punched her in the face. Police Officer 1 and Police Officer 2, both of the 101st Precinct (along with other officers from the same command) responded to the location. Officer 1 and Officer 2 were aware that other officers had previously responded to the location and removed the tenant to the hospital. The landlord stated that she had been attacked by the tenant and the tenant made illogical claims regarding cameras placed inside of her body. The officers handcuffed and removed the tenant to the hospital. Because of the totality of the circumstances, the Board found that removing the tenant to psychiatric care against her will was within departmental guidelines and the allegations were exonerated.

5. Officer Unidentified

In Brooklyn, plainclothes officers stopped an Uber vehicle with a backseat passenger. Officers approached the passenger and an officer asked whether he had been arrested, where he was coming from, and for his identification. The passenger asked an officer for his and his partners' business cards, and he replied that they did not have any. After a discussion about why the vehicle was stopped, an officer told the passenger that he was being a "hard ass." Officers searched the passenger's backpack. An officer asked the driver to open his trunk and the officers searched the trunk. As the officers left, the passenger told an officer that he hoped they did not harass anyone else. The officer replied either, "If I was harassing you, you would be shot" or "If I was harassing you, you would be dead." The officers did not provide either civilian business card at the conclusion of the interaction and there were no arrests or summonses resulted from this incident. No paperwork or video was located as a result of this incident. The officers did not provide identifying information to the civilians, and none of the plainclothes units in the area had memo book entries regarding this incident or recollections of any such incident. Thus, the Board closed as officers unidentified allegations of a vehicle, questioning, discourtesy, refusal to provide name and shield, vehicle search, threat of force, and failure to provide an RTKA card.

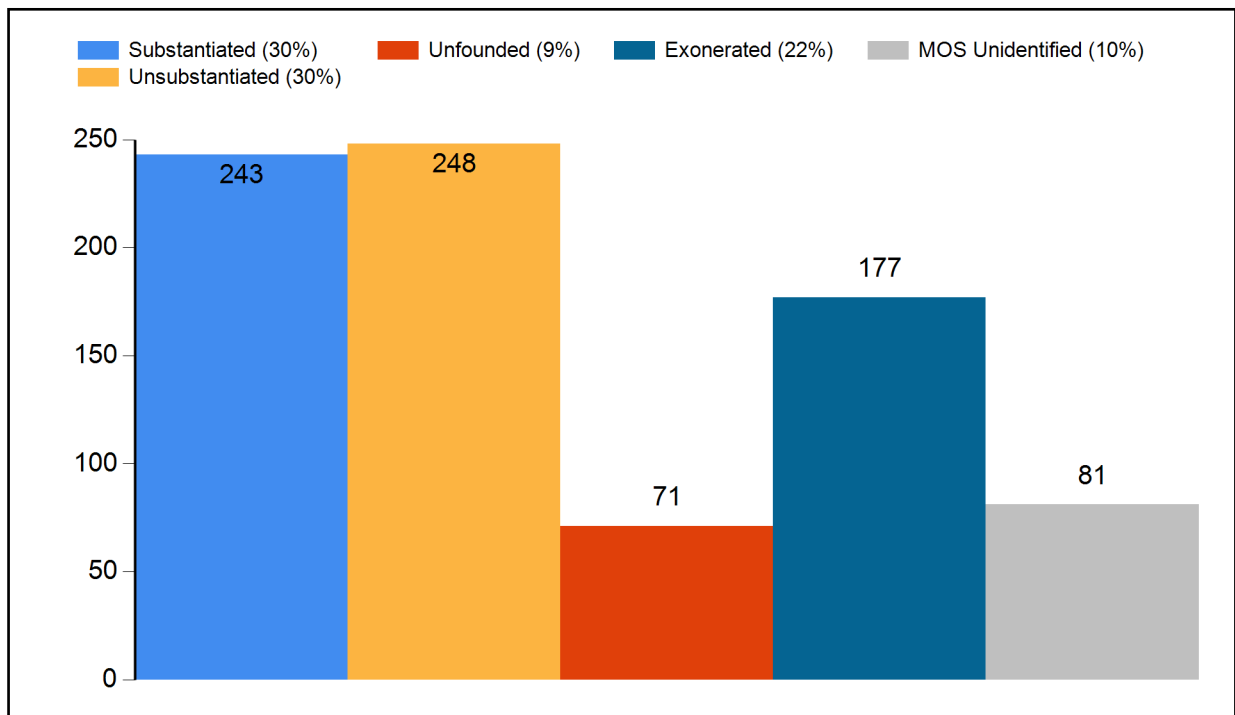
Dispositions - Full Investigations

Figure 21: Disposition Counts of Full Investigations (September 2020)



Due to the reconsideration process, counts are subject to change.

Figure 22: Disposition Counts of Full Investigations (YTD 2020)



Due to the reconsideration process, counts are subject to change.

Dispositions - All CCRB Cases

In addition to full investigations, CCRB cases can be closed through mediation and truncation. The following table lists all the CCRB case closures for the current month and year-to-date.

Figure 23: Disposition of Cases (2019 vs 2020)

	Sep 2019		Sep 2020		YTD 2019		YTD 2020	
	Count	% of Total	Count	% of Total	Count	% of Total	Count	% of Total
Full Investigations								
Substantiated	23	29%	7	19%	271	24%	243	30%
Exonerated	18	22%	5	14%	252	22%	177	22%
Unfounded	7	9%	4	11%	91	8%	71	9%
Unsubstantiated	29	36%	7	19%	455	40%	248	30%
MOS Unidentified	3	4%	13	36%	69	6%	81	10%
Total - Full Investigations	80		36		1138		820	
Mediation Closures	Count	% of Total	Count	% of Total	Count	% of Total	Count	% of Total
Mediated	11	31%	0	NaN%	142	40%	29	100%
Mediation Attempted	24	69%	0	NaN%	210	60%	0	0%
Total - ADR Closures	35		0		352		29	
Resolved Case Total	115	34%	36	11%	1490	40%	849	33%
Truncations / Other Closures	Count	% of Total	Count	% of Total	Count	% of Total	Count	% of Total
Complaint withdrawn	42	19%	39	14%	447	20%	329	19%
Complainant/Alleged Victim/Witness uncooperative	101	45%	72	25%	1044	48%	758	43%
Complainant/Alleged Victim/Witness unavailable	40	18%	63	22%	360	16%	312	18%
Alleged Victim unidentified	6	3%	6	2%	50	2%	27	2%
Closed - Pending Litigation*	30	13%	41	14%	267	12%	257	15%
Miscellaneous	1	0%	0	0%	8	0%	6	0%
Administrative closure**	5	2%	67	23%	21	1%	70	4%
Total - Other Case Dispositions	225		288		2197		1759	
Total - Closed Cases	340		324		3687		2608	

* Closed - Pending Litigation is a truncation category added in August 2017. It indicates that the complaint was truncated due to the complainant/alleged victim's attorney.

**Administrative closure is a special category that deals with NYPD's Internal Affairs Bureau-referred cases or spin off cases with no complainant/alleged victim, and in which CCRB attempts to locate or identify a complainant/alleged victim has yielded no results.

Dispositions - FADO Allegations

“Allegations” are different than “cases.” A case or complaint is based on an incident and may contain one or more allegations of police misconduct. The allegation substantiation rate is 25% for the month of September 2020, and the allegation substantiation rate is 15% year-to-date. The type of allegation the CCRB is most likely to substantiate is Discourtesy – substantiating 47% of such allegations during September 2020, and 20% for the year.

Figure 24: Disposition of Allegations (2019 vs 2020)

	Sep 2019		Sep 2020		YTD 2019		YTD 2020	
	Count	%of Total	Count	%of Total	Count	%of Total	Count	%of Total
Fully Investigated Allegations								
Substantiated	45	12%	45	25%	611	12%	616	15%
Unsubstantiated	120	32%	36	20%	1791	34%	1266	30%
Unfounded	28	7%	18	10%	450	9%	439	10%
Exonerated	148	39%	40	22%	1836	35%	1424	34%
MOS Unidentified	38	10%	42	23%	538	10%	493	12%
Total - Full Investigations	379		181		5226		4238	
Mediation Closures	Count	%of Total	Count	%of Total	Count	%of Total	Count	%of Total
Mediated	43	40%	0	NaN%	381	38%	76	100%
Mediation Attempted	64	60%	0	NaN%	627	62%	0	0%
Total - ADR Closures	107		0		1008		76	
Truncations / Other Closures	Count	%of Total	Count	%of Total	Count	%of Total	Count	%of Total
Complaint withdrawn	108	17%	94	13%	1126	17%	892	18%
Complainant/Alleged Victim/Witness uncooperative	305	49%	213	30%	3240	50%	2283	45%
Complainant/Alleged Victim/Witness unavailable	101	16%	143	20%	892	14%	782	16%
Alleged Victim unidentified	12	2%	12	2%	141	2%	63	1%
Closed - Pending Litigation	84	13%	178	25%	930	14%	872	17%
Miscellaneous	10	2%	1	0%	67	1%	75	1%
Administrative closure	7	1%	67	9%	46	1%	74	1%
Total - Other Case Dispositions	627		708		6442		5041	
Total - Closed Allegations	1113		889		12676		9355	

Figure 25: Disposition of Allegations By FADO Category (September 2020)

	Substantiated	Unsubstantiated	Exonerated	Unfounded	Officers Unidentified	Total
Force	1 5%	2 10%	12 60%	3 15%	2 10%	20 100%
Abuse of Authority	37 26%	32 22%	26 18%	13 9%	35 24%	143 100%
Discourtesy	7 47%	2 13%	2 13%	1 7%	3 20%	15 100%
Offensive Language	0 0%	0 0%	0 0%	1 33%	2 67%	3 100%
Total	45 25%	36 20%	40 22%	18 10%	42 23%	181 100%

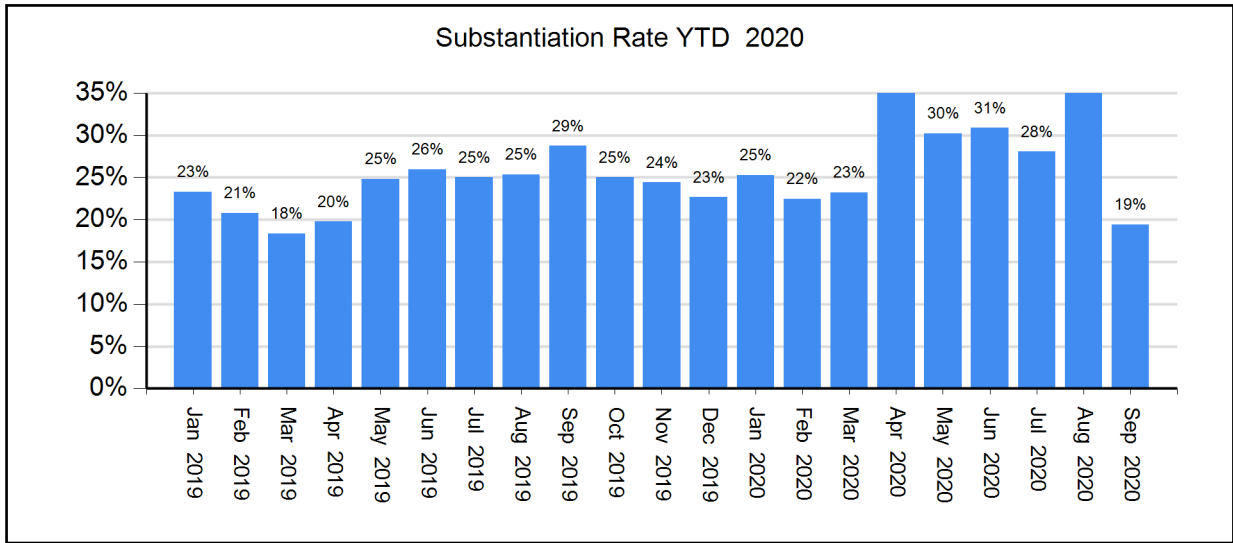
Figure 26: Disposition of Allegations By FADO Category (YTD 2020)

	Substantiated	Unsubstantiated	Exonerated	Unfounded	Officers Unidentified	Total
Force	33 4%	198 26%	356 46%	123 16%	64 8%	774 100%
Abuse of Authority	483 17%	851 29%	1006 35%	227 8%	342 12%	2909 100%
Discourtesy	92 20%	171 38%	62 14%	71 16%	60 13%	456 100%
Offensive Language	8 8%	46 46%	0 0%	18 18%	27 27%	99 100%
Total	616 15%	1266 30%	1424 34%	439 10%	493 12%	4238 100%

Substantiation Rates

The September 2020 case substantiation rate was 19%.

Figure 27: Percentage of Cases Substantiated (January 2019 - September 2020)

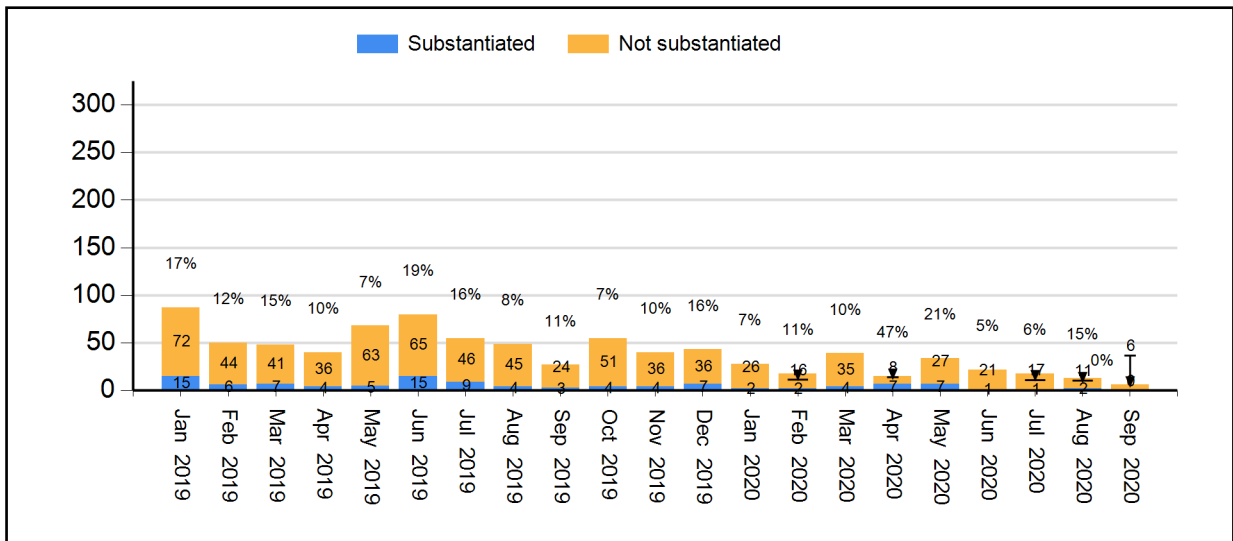


Due to the reconsideration process, counts are subject to change.

Substantiation Rates and Video

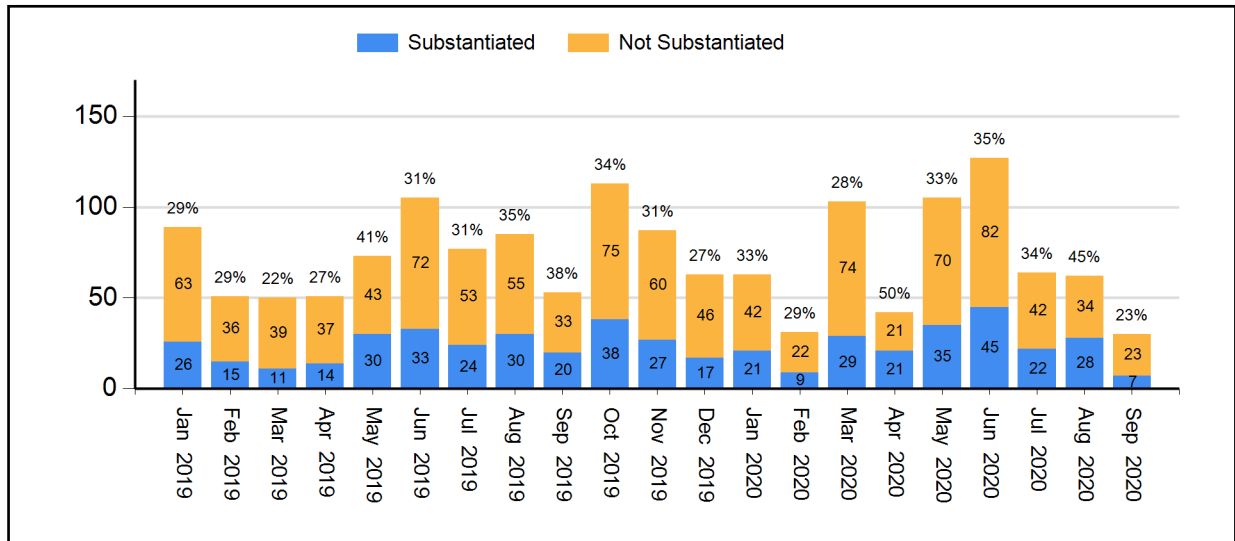
In general, investigations relying on video evidence from security cameras or personal devices result in much higher substantiation rates.

Figure 28: Substantiation Rates for Full Investigations without Video (Jan 2020 - Sep 2020) (% substantiated shown)



Due to the reconsideration process, counts are subject to change.

Figure 29: Substantiation Rates for Full Investigations with Video (Jan 2020 - Sep 2020)
 (% substantiated shown)



Due to the reconsideration process, counts are subject to change.

Board Discipline Recommendations for Substantiated Complaints

After a CCRB investigative team has completed its investigation and recommended the substantiation of a complaint against an officer, a panel of three Board members determines whether to substantiate the allegation and make a disciplinary recommendation.

- “Charges and Specifications” are the most severe form of discipline. A decision to assign Charges commences a process that may result in an administrative trial in the NYPD Trial Room. An officer may lose vacation days, be suspended, or be terminated from the Department if the officer is found guilty.
- “Instructions” or “Formalized Training” are the least severe discipline, often recommended for officers who misunderstand a policy. This determination results in training at the command level (Instructions) or training at the Police Academy or NYPD Legal Bureau (Formalized Training).
- “Command Discipline” is recommended for misconduct that is moderately serious, but does not rise to the level of that associated with Charges. An officer can lose up to ten vacation days as a result of a Command Discipline.
- When the Board has recommended Instructions, Formalized Training or Command Discipline, the case is sent to the NYPD Commissioner to impose training and/or other penalties. Cases where the Board recommends charges are prosecuted by the CCRB’s Administrative Prosecution Unit.

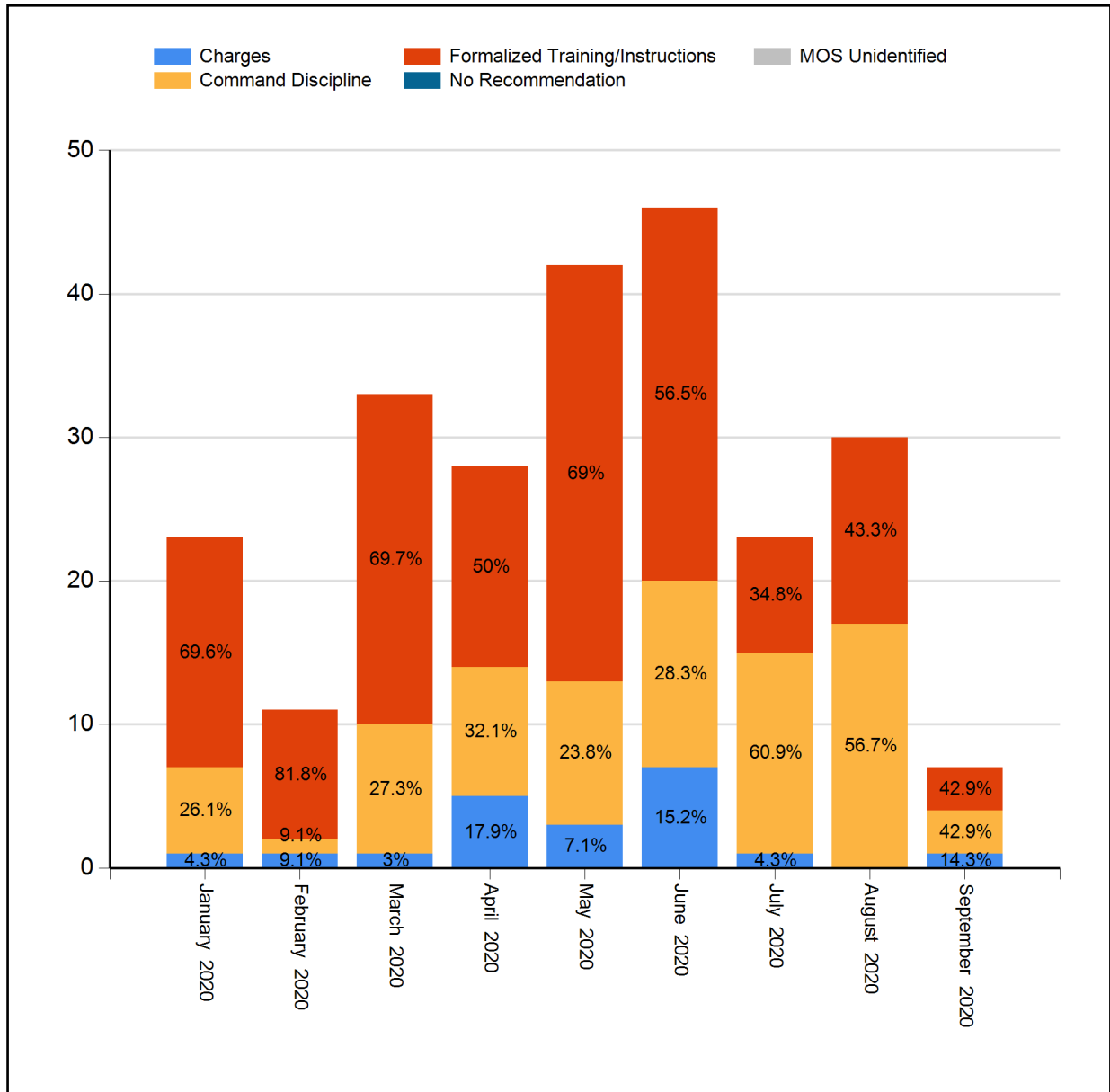
Figure 30: Board Discipline Recommendations For Substantiated Complaints*
(Sep 2019, Sep 2020, YTD 2019, YTD 2020)

Disposition	September 2019		September 2020		YTD 2019		YTD 2020	
	Count	%of Total	Count	%of Total	Count	%of Total	Count	%of Total
Charges	1	4%	1	14%	40	15%	20	8%
Command Discipline	11	48%	3	43%	111	41%	82	34%
Formalized Training	2	9%	0	0%	58	21%	61	25%
Instructions	9	39%	3	43%	62	23%	80	33%
MOS Unidentified	0	0%	0	0%	0	0%	0	0%
Total	23		7		271		243	

Due to the reconsideration process, counts are subject to change.

* A complaint containing a number of substantiated allegations against a number of different officers will typically generate a variety of different disciplinary recommendations. To determine the disciplinary recommendation associated with the complaint as a whole, the CCRB uses the most severe disciplinary recommendation made. The order of severity is: 1) Charges 2) Command Discipline 3) Formalized Training 4) Instructions.

Figure 31: Board Discipline Recommendations For Substantiated Complaints* (2020)



Due to the reconsideration process, counts are subject to change.

* A complaint containing a number of substantiated allegations against a number of different officers will typically generate a variety of different disciplinary recommendations. To determine the disciplinary recommendation associated with the complaint as a whole, the CCRB uses the most severe disciplinary recommendation made. The order of severity is: 1) Charges 2) Command Discipline 3) Formalized Training 4) Instructions.

Board Discipline Recommendations for Officers with Substantiated Allegations

A substantiated CCRB complaint may generate multiple substantiated allegations against multiple officers. Each substantiated allegation will carry its own discipline recommendation from the CCRB Board.

The following table presents the number of officers against whom discipline recommendations have been made as a result of a substantiated CCRB complaint. Where there are multiple substantiated allegations with multiple disciplinary recommendations for an officer in a complaint, the most severe disciplinary recommendation is used to determine the overall recommendation for that officer.

**Figure 32: Board Discipline Recommendations for Officers with Substantiated Allegations*
(Sep 2019, Sep 2020, YTD 2019, YTD 2020)**

Disposition	September 2019		September 2020		YTD 2019		YTD 2020	
	Count	%of Total	Count	%of Total	Count	%of Total	Count	%of Total
Charges	2	5.3%	1	7.7%	59	15.4%	29	7.9%
Command Discipline	19	50%	8	61.5%	154	40.2%	117	31.7%
Formalized Training	5	13.2%	0	0%	78	20.4%	88	23.8%
Instructions	12	31.6%	4	30.8%	92	24%	135	36.6%
MOS Unidentified	0	0%	0	0%	0	0%	0	0%
Total	38		13		383		369	

Due to the reconsideration process, counts are subject to change.

* The counts in this table reflect the number of distinct MOS with a substantiated allegation in each complaint.

Figure 33: Substantiated Allegations By Borough and NYPD Precinct (September 2020)

The figures in this table reflect all substantiated allegations for each MOS.

Board Disposition	FADO Category	Allegation	Precinct of Occurrence	Borough of Occurrence
Substantiated (Command Lvl Instructions)	Discourtesy	Word	30	Manhattan
Substantiated (Charges)	Abuse of Authority	Retaliatory summons	40	Bronx
Substantiated (Charges)	Abuse of Authority	Frisk	40	Bronx
Substantiated (Charges)	Abuse of Authority	Stop	40	Bronx
Substantiated (Command Lvl Instructions)	Abuse of Authority	Threat of force (verbal or physical)	41	Bronx
Substantiated (Command Lvl Instructions)	Discourtesy	Word	41	Bronx
Substantiated (Command Lvl Instructions)	Force	Gun Pointed	41	Bronx
Substantiated (Command Discipline A)	Abuse of Authority	Failure to provide RTKA card	42	Bronx
Substantiated (Command Discipline A)	Abuse of Authority	Failure to provide RTKA card	42	Bronx
Substantiated (Command Discipline A)	Discourtesy	Word	90	Brooklyn
Substantiated (Command Lvl Instructions)	Discourtesy	Word	101	Queens
Substantiated (Command Discipline B)	Abuse of Authority	Stop	123	Staten Island
Substantiated (Command Discipline B)	Abuse of Authority	Stop	123	Staten Island
Substantiated (Command Discipline B)	Abuse of Authority	Stop	123	Staten Island
Substantiated (Command Discipline B)	Abuse of Authority	Stop	123	Staten Island
Substantiated (Command Discipline B)	Abuse of Authority	Stop	123	Staten Island
Substantiated (Command Discipline B)	Abuse of Authority	Stop	123	Staten Island
Substantiated (Command Discipline B)	Abuse of Authority	Stop	123	Staten Island
Substantiated (Command Discipline B)	Abuse of Authority	Stop	123	Staten Island
Substantiated (Command Discipline B)	Abuse of Authority	Stop	123	Staten Island
Substantiated (Command Discipline B)	Abuse of Authority	Stop	123	Staten Island
Substantiated (Command Discipline B)	Abuse of Authority	Stop	123	Staten Island
Substantiated (Command Discipline B)	Abuse of Authority	Stop	123	Staten Island
Substantiated (Command Discipline B)	Abuse of Authority	Refusal to provide shield number	123	Staten Island
Substantiated (Command Discipline B)	Abuse of Authority	Failure to provide RTKA card	123	Staten Island
Substantiated (Command Discipline B)	Abuse of Authority	Failure to provide RTKA card	123	Staten Island
Substantiated (Command Discipline B)	Abuse of Authority	Failure to provide RTKA card	123	Staten Island
Substantiated (Command Discipline B)	Abuse of Authority	Failure to provide RTKA card	123	Staten Island
Substantiated (Command Discipline B)	Abuse of Authority	Failure to provide RTKA card	123	Staten Island
Substantiated (Command Discipline B)	Abuse of Authority	Failure to provide RTKA card	123	Staten Island
Substantiated (Command Discipline B)	Abuse of Authority	Failure to provide RTKA card	123	Staten Island
Substantiated (Command Discipline B)	Abuse of Authority	Failure to provide RTKA card	123	Staten Island
Substantiated (Command Discipline B)	Abuse of Authority	Failure to provide RTKA card	123	Staten Island
Substantiated (Command Discipline B)	Abuse of Authority	Failure to provide RTKA card	123	Staten Island
Substantiated (Command Discipline B)	Abuse of Authority	Failure to provide RTKA card	123	Staten Island
Substantiated (Command Discipline B)	Abuse of Authority	Failure to provide RTKA card	123	Staten Island
Substantiated (Command Discipline B)	Abuse of Authority	Failure to provide RTKA card	123	Staten Island

Board Disposition	FADO Category	Allegation	Precinct of Occurrence	Borough of Occurrence
Substantiated (Command Discipline B)	Abuse of Authority	Failure to provide RTKA card	123	Staten Island
Substantiated (Command Discipline B)	Discourtesy	Word	123	Staten Island
Substantiated (Command Discipline B)	Discourtesy	Word	123	Staten Island
Substantiated (Command Discipline B)	Discourtesy	Word	123	Staten Island

Truncations

A “truncation” is a case that is not fully investigated, either because the complainant/alleged victim withdraws the complaint; is uncooperative with the investigation; is not available for the investigative team to interview; or is never identified. The CCRB constantly seeks to lower the number of truncations.

Figure 34: Truncated Allegations (September 2020)

	Withdrawn	Uncooperative	Unavailable	Civilian Unidentified	Pending Litigation*	Total
Untruthful Statement	0	0	0	0	0	0
Force	17	43	40	5	101	206
Abuse of Authority	65	135	78	4	63	345
Discourtesy	8	31	16	3	12	70
Offensive Language	4	4	9	0	2	19
Total	94	213	143	12	178	640

Figure 35: Truncated CCRB Complaints (September 2020)

	Withdrawn	Uncooperative	Unavailable	Civilian Unidentified	Pending Litigation*	Total
Total	39	72	63	6	41	221

Figure 36: Truncated Allegations (YTD 2020)

	Withdrawn	Uncooperative	Unavailable	Civilian Unidentified	Pending Litigation*	Total
Untruthful Statement	0	0	0	0	0	0
Force	164	493	280	15	486	1438
Abuse of Authority	629	1531	416	42	336	2954
Discourtesy	77	210	63	5	42	397
Offensive Language	22	49	23	1	8	103
Total	892	2283	782	63	872	4892

Figure 37: Truncated CCRB Complaints (YTD 2020)

	Withdrawn	Uncooperative	Unavailable	Civilian Unidentified	Pending Litigation*	Total
Total	329	758	312	27	257	1683

*Pending Litigation is a truncation category added in August 2017. It indicates that the complaint was truncated due to the complainant/alleged victim's attorney.

Complaints Against Officers Assigned to Police Service Areas

The Police Service Areas (PSA) are commands that police New York City Housing Developments throughout the five boroughs. PSA complaints are defined as complaints that contain at least one FADO allegation against an officer assigned to a PSA command.

Figure 38: PSA Complaints Closed as % of Total Complaints Closed

	Sep 2019	Sep 2020	YTD 2019	YTD 2020
PSA Complaints	14	8	122	103
Total Complaints	340	324	3687	2608
PSA Complaints as % of Total	4.1%	2.5%	3.3%	3.9%

A single PSA complaint may contain allegations against multiple officers assigned to multiple PSA commands. The following table breaks out the different PSAs and shows the number of officers assigned to each PSA against whom FADO allegations have been made.

Figure 39: Closed Complaints Against Officers Assigned to a PSA

	Sep 2019	Sep 2020	YTD 2019	YTD 2020
PSA 1	5	1	28	12
PSA 2	4	0	26	27
PSA 3	2	0	9	23
PSA 4	5	4	48	18
PSA 5	3	1	26	16
PSA 6	0	2	19	20
PSA 7	2	4	17	56
PSA 8	5	0	20	14
PSA 9	2	0	22	9
Total	28	12	215	195

Complaints typically contain more than one allegation. The following table shows the allegations made against officers assigned to PSA commands broken out by FADO type.

Figure 40: Closed Allegations Against Officers Assigned to a PSA by FADO Type

	Sep 2019		Sep 2020		YTD 2019		YTD 2020	
	Count	% of Total	Count	% of Total	Count	% of Total	Count	% of Total
Force (F)	10	29%	3	17%	91	33%	77	30%
Abuse of Authority (A)	22	65%	10	56%	149	54%	135	53%
Discourtesy (D)	2	6%	4	22%	26	9%	35	14%
Offensive Language (O)	0	0%	1	6%	10	4%	9	4%
Total	34	100%	18	101%	276	100%	256	101%

Dispositions of Officers Assigned to PSAs

The following tables show the Board disposition of officers assigned to a PSA with a FADO allegation made against them.

Figure 41: Disposition of PSA Officers (2019 vs 2020)

	Sep 2019		Sep 2020		YTD 2019		YTD 2020	
	Count	%of Total	Count	%of Total	Count	%of Total	Count	%of Total
Full Investigations								
Substantiated	1	11%	1	20%	14	15%	20	22%
Exonerated	4	44%	1	20%	31	33%	34	37%
Unfounded	0	0%	1	20%	6	6%	10	11%
Unsubstantiated	4	44%	2	40%	43	46%	28	30%
MOS Unidentified	0	0%	0	0%	0	0%	0	0%
Total - Full Investigations	9		5		94		92	
Mediation Closures	Count	%of Total	Count	%of Total	Count	%of Total	Count	%of Total
Mediated	3	27%	0	0%	10	30%	2	100%
Mediation Attempted	8	73%	0	0%	23	70%	0	0%
Total - ADR Closures	11		0		33		2	
Resolved Case Total	20	71%	5	42%	127	59%	94	48%
Truncations / Other Closures	Count	%of Total	Count	%of Total	Count	%of Total	Count	%of Total
Complaint withdrawn	0	0%	0	0%	12	14%	19	19%
Complainant/Alleged Victim/Witness uncooperative	4	50%	1	14%	44	50%	47	47%
Complainant/Alleged Victim/Witness unavailable	1	12%	2	29%	17	19%	22	22%
Alleged Victim unidentified	0	0%	0	0%	1	1%	0	0%
Closed - Pending Litigation*	3	38%	4	57%	14	16%	13	13%
Miscellaneous	0	0%	0	0%	0	0%	0	0%
Administrative closure*	0	0%	0	0%	0	0%	0	0%
Total - Other Case Dispositions	8		7		88		101	
Total - Closed Cases	28		12		215		195	

* Closed - Pending Litigation is a truncation category added in August 2017. It indicates that the complaint was truncated due to the complainant/alleged victim's attorney.

**Administrative closure is a special category that deals with NYPD's Internal Affairs Bureau-referred cases or spin off cases with no complainant/alleged victim, and in which CCRB attempts to locate or identify a complainant/alleged victim has yielded no results.

Mediation Unit

Whenever mediation between a complainant/alleged victim and subject officer is suitable, it is offered by CCRB investigators. If the complainant/alleged victim and subject officer both agree to participate, a neutral, third-party mediator facilitates a conversation between the parties. “Mediation Attempted” refers to a situation in which an officer agrees to mediate and the complainant becomes unavailable (after the complainant initially agreed to mediation). The chart below indicates the number of mediations and attempted mediations in September and this year.

Figure 42: Mediated Complaints Closed

	September 2020			YTD 2020		
	Mediated	Mediation Attempted	Total	Mediated	Mediation Attempted	Total
Mediated Complaints	0	0	0	29	0	29

Figure 43: Mediated FADO Allegations Closed

	September 2020			YTD 2020		
	Mediated	Mediation Attempted	Total	Mediated	Mediation Attempted	Total
Force	0	0	0	1	0	1
Abuse of Authority	0	0	0	61	0	61
Discourtesy	0	0	0	11	0	11
Offensive Language	0	0	0	3	0	3
Untruthful Statement	0	0	0	0	0	0
Total	0	0	0	76	0	76

Figure 44: Mediated Complaints By Borough (September 2020)

	Mediations
	0
Bronx	0
Brooklyn	0
Manhattan	0
Queens	0
Staten Island	0

Figure 45: Mediated Allegations By Borough (September 2020)

	Mediations
	0
Bronx	0
Brooklyn	0
Manhattan	0
Queens	0
Staten Island	0

**Figure 46: Mediated Complaints By Precinct
(Sep 2020 - YTD 2020)**

Precinct	Sep 2020	YTD 2020	Precinct	Sep 2020	YTD 2020
19	0	1	62	0	1
23	0	1	67	0	1
24	0	1	71	0	1
28	0	2	75	0	1
34	0	1	78	0	3
43	0	1	81	0	1
44	0	1	84	0	1
45	0	1	103	0	1
47	0	1	104	0	1
50	0	2	107	0	1
52	0	1	110	0	1
61	0	1	121	0	1
			122	0	1

**Figure 47: Mediated Allegations By Precinct
(Sep 2020 - YTD 2020)**

Precinct	Sep 2020	YTD 2020	Precinct	Sep 2020	YTD 2020
19	0	5	62	0	1
23	0	1	67	0	2
24	0	1	71	0	9
28	0	4	75	0	8
34	0	2	78	0	4
43	0	3	81	0	3
44	0	1	84	0	1
45	0	1	103	0	4
47	0	5	104	0	1
50	0	2	107	0	2
52	0	9	110	0	1
61	0	2	121	0	3
			122	0	1

Administrative Prosecution Unit

The CCRB’s Administrative Prosecution Unit (APU) prosecutes police misconduct cases when the Board has recommended charges, in the NYPD Trial Room. The APU is also able to offer pleas to officers who admit guilt rather than going to trial. Following a plea agreement or the conclusion of a disciplinary trial, cases are sent to the Police Commissioner for final penalties.

Figure 48: Administrative Prosecution Unit Case Closures

Disposition Category	Prosecution Disposition	Sep 2020	YTD 2020
Disciplinary Action	Not guilty after trial but Discipline Imposed	0	0
	Guilty after trial	0	10
	Trial verdict dismissed by PC, Comm. Disc. A imposed	0	0
	Trial verdict dismissed by PC, Comm. Disc. B imposed	0	0
	Trial verdict dismissed by PC, Formalized Training imposed	0	0
	Trial verdict dismissed by PC, Instructions imposed	0	0
	Trial verdict reversed by PC, Final verdict Guilty	0	0
	Resolved by plea	2	5
	Plea set aside, Comm. Disc. B	0	0
	Plea set aside, Comm. Disc. A	0	0
	Plea set aside, Formalized Training	0	0
	Plea set aside, Instructions	0	0
	*Retained, with discipline	0	6
	Disciplinary Action Total	2	21
No Disciplinary Action	Not guilty after trial	0	10
	Trial verdict reversed by PC, Final verdict Not Guilty	0	3
	Plea set aside, Without discipline	0	0
	**Retained, without discipline	0	1
	Dismissed by APU	0	0
	SOL Expired in APU	0	0
	No Disciplinary Action Total	0	14
Not Adjudicated	Charges not served	0	0
	Deceased	0	0
	Other	0	1
	***Previously adjudicated, with discipline	0	0
	***Previously adjudicated, without discipline	0	0
	†Reconsidered by CCRB Board	0	0
	Retired	0	0
	SOL Expired prior to APU	0	0
	Not Adjudicated Total	0	1
Total Closures	2	36	

*Retained cases are those in which the Department kept jurisdiction pursuant to Section 2 of the April 2, 2012 Memorandum of Understanding between the NYPD and the CCRB.

** When the Department keeps jurisdiction pursuant to Section 2 and does not impose any discipline on the officer, it is the equivalent of a category referred to as "Department Unable to Prosecute" (DUP). Cases are referred to as DUP when the department decides that it will not discipline an officer against whom the Board recommended discipline other than charges.

*** In some cases, the Department conducts its own investigation and prosecution prior to the completion of the CCRB's investigation. In those cases, the APU does not conduct a second prosecution.

† Under the Board's reconsideration process, an officer who has charges recommended as the penalty for a substantiated allegation may have the recommended penalty changed to something other than charges or have the disposition changed to something other than substantiated. In those cases, the APU ceases its prosecution.

NYPD Discipline

Under the New York City Charter, the Police Commissioner makes the final decision regarding discipline and the outcome of disciplinary trials.

The first chart reflects NYPD-imposed discipline for cases brought by the APU (Charges).

The chart on the following page reflects cases referred to the Police Commissioner where the Board recommended Command Discipline, Formalized Training or Instructions.

Figure 49: NYPD Discipline Imposed for Adjudicated APU Cases

Discipline*	September 2020	YTD 2020
Terminated	0	0
Suspension for or loss of vacation time of 31 or more days and/or Dismissal Probation	0	0
Suspension for or loss of vacation time of 21 to 30 days	0	0
Suspension for or loss of vacation time of 11 to 20 days	1	3
Suspension for or loss of vacation time of 1 to 10 days	1	12
Command Discipline B	0	2
Command Discipline A	0	3
Formalized Training**	0	0
Instructions***	0	1
Warned & Admonished/Reprimanded	0	0
Disciplinary Action† Total	2	21
No Disciplinary Action†	0	14
Adjudicated Total	2	35
Discipline Rate	100%	60%
Not Adjudicated† Total	0	1
Total Closures	2	36

*Where more than one penalty is imposed on a respondent, it is reported under the more severe penalty.

** Formalized training is conducted by the Police Academy, the NYPD Legal Bureau, or other NYPD Unit.

*** Instructions are conducted at the command level.

† The case closure types that define the "Disciplinary Action", "No Disciplinary Action" and "Not Adjudicated" categories are listed in Figure 43 on the previous page.

Figure 50: NYPD Discipline Imposed for Non-APU Cases

Disposition	Disposition Type*	September 2020	YTD 2020
Disciplinary Action	Terminated	0	0
	Suspension for or loss of vacation time of 31 or more days and/or Dismissal Probation	0	0
	Suspension for or loss of vacation time of 21 to 30 days	0	1
	Suspension for or loss of vacation time of 11 to 20 days	0	0
	Suspension for or loss of vacation time of 1 to 10 days	0	1
	Command Discipline B	3	30
	Command Discipline A	6	73
	Formalized Training**	10	90
	Instructions***	18	169
	Warned & admonished/Reprimanded	0	0
	Total	37	364
No Disciplinary Action	Filed ††	3	10
	SOL Expired	3	3
	Department Unable to Prosecute†††	0	23
	No Finding ††††	1	8
	Total	7	44
	Discipline Rate	84%	89%
	DUP Rate	0%	6%

*Where the respondent is found guilty of charges, and the penalty imposed would fall into more than one of the above listed categories, it is reported under the more severe penalty.

** Formalized training is conducted by the Police Academy, the NYPD Legal Bureau, or other NYPD Unit.

*** Instructions are conducted at the command level.

† Trial outcomes in non-APU cases typically involve MOS who turned down command discipline, prompting the police department to proceed with charges.

†† "Filed" is a term used when the police department is not required to take action against the subject officer because the officer has resigned or retired from the department, or has been terminated.

††† When the department decides that it will not discipline an officer against whom the Board recommended discipline other than charges, those cases are referred to as "Department Unable to Prosecute," or DUP.

†††† "No Finding" refers to cases which the department reports as "Administratively Closed."

Figure 51: NYPD Discipline Imposed for Allegations - Non-APU Cases (September 2020)

Board Disposition	FADO Type	Allegation	Precinct	Borough	NYPD Discipline
Substantiated (Command Lvl Instructions)	D	Word			No Discipline
Substantiated (Command Lvl Instructions)	A	Search (of person)	1	Manhattan	Formalized Training
Substantiated (Formalized Training)	E	Ethnicity	9	Manhattan	Instructions
Substantiated (Command Discipline A)	A	Search (of person)	14	Manhattan	Command Discipline A
Substantiated (Command Discipline A)	A	Forcible Removal to Hospital	14	Manhattan	Command Discipline A
Substantiated (Command Lvl Instructions)	D	Word	25	Manhattan	Instructions
Substantiated (Command Lvl Instructions)	A	Refusal to provide shield number	25	Manhattan	Instructions
Substantiated (Command Lvl Instructions)	A	Refusal to provide name/shield number	34	Manhattan	No Discipline
Substantiated (Command Lvl Instructions)	A	Other	34	Manhattan	No Discipline
Substantiated (Command Lvl Instructions)	A	Other	34	Manhattan	No Discipline
Substantiated (Command Discipline A)	A	Other	34	Manhattan	No Discipline
Substantiated (Command Discipline A)	A	Other	34	Manhattan	No Discipline
Substantiated (Command Discipline A)	D	Word	34	Manhattan	No Discipline
Substantiated (Command Lvl Instructions)	A	Search (of person)	40	Bronx	Formalized Training
Substantiated (Command Lvl Instructions)	A	Failure to provide RTKA card	42	Bronx	Instructions
Substantiated (Command Lvl Instructions)	A	Failure to provide RTKA card	42	Bronx	Instructions
Substantiated (Formalized Training)	A	Vehicle search	47	Bronx	Formalized Training
Substantiated (Formalized Training)	A	Vehicle search	47	Bronx	Formalized Training
Substantiated (Command Lvl Instructions)	A	Refusal to process civilian complaint	47	Bronx	Instructions
Substantiated (Formalized Training)	D	Word	47	Bronx	Instructions
Substantiated (Formalized Training)	D	Word	47	Bronx	Instructions
Substantiated (Formalized Training)	D	Word	47	Bronx	Instructions
Substantiated (Formalized Training)	A	Seizure of property	47	Bronx	Instructions
Substantiated (Formalized Training)	A	Frisk	47	Bronx	Formalized Training
Substantiated (Formalized Training)	A	Question	47	Bronx	Formalized Training
Substantiated (Formalized Training)	A	Question	47	Bronx	Formalized Training
Substantiated (Formalized Training)	A	Question	47	Bronx	Formalized Training
Substantiated (Formalized Training)	A	Question	47	Bronx	Formalized Training
Substantiated (Formalized Training)	A	Interference with recording	47	Bronx	Formalized Training
Substantiated (Formalized Training)	A	Failure to provide RTKA card	47	Bronx	Instructions

Board Disposition	FADO Type	Allegation	Precinct	Borough	NYPD Discipline
Substantiated (Formalized Training)	A	Failure to provide RTKA card	47	Bronx	Formalized Training
Substantiated (Command Lvl Instructions)	A	Failure to provide RTKA card	48	Bronx	No Discipline
Substantiated (Command Lvl Instructions)	A	Failure to provide RTKA card	48	Bronx	Instructions
Substantiated (Command Lvl Instructions)	A	Seizure of property	52	Bronx	No Discipline
Substantiated (Command Discipline A)	D	Word	61	Brooklyn	Command Discipline A
Substantiated (Formalized Training)	A	Vehicle search	67	Brooklyn	Formalized Training
Substantiated (Formalized Training)	A	Frisk	67	Brooklyn	Instructions
Substantiated (Formalized Training)	A	Frisk	67	Brooklyn	Formalized Training
Substantiated (Formalized Training)	A	Search (of person)	67	Brooklyn	Formalized Training
Substantiated (Formalized Training)	A	Refusal to provide shield number	67	Brooklyn	Instructions
Substantiated (Formalized Training)	A	Failure to provide RTKA card	67	Brooklyn	Formalized Training
Substantiated (Command Lvl Instructions)	A	Failure to provide RTKA card	67	Brooklyn	Instructions
Substantiated (Formalized Training)	A	Failure to provide RTKA card	67	Brooklyn	Instructions
Substantiated (Command Lvl Instructions)	A	Failure to provide RTKA card	67	Brooklyn	Instructions
Substantiated (Command Lvl Instructions)	A	Failure to provide RTKA card	67	Brooklyn	Instructions
Substantiated (Command Discipline A)	A	Other	70	Brooklyn	Command Discipline A
Substantiated (Command Discipline A)	A	Forcible Removal to Hospital	70	Brooklyn	Command Discipline A
Substantiated (Command Lvl Instructions)	A	Search of Premises	70	Brooklyn	Formalized Training
Substantiated (Command Lvl Instructions)	A	Failure to provide RTKA card	73	Brooklyn	Instructions
Substantiated (Command Lvl Instructions)	A	Failure to provide RTKA card	73	Brooklyn	Instructions
Substantiated (Formalized Training)	A	Question	75	Brooklyn	Formalized Training
Substantiated (Command Discipline A)	A	Entry of Premises	77	Brooklyn	Command Discipline A
Substantiated (Command Lvl Instructions)	A	Refusal to process civilian complaint	77	Brooklyn	Instructions
Substantiated (Command Lvl Instructions)	A	Refusal to process civilian complaint	77	Brooklyn	Instructions
Substantiated (Command Discipline A)	D	Word	77	Brooklyn	Command Discipline A
Substantiated (Command Discipline A)	A	Seizure of property	77	Brooklyn	Command Discipline A
Substantiated (Command Lvl Instructions)	A	Failure to provide RTKA card	103	Queens	Instructions
Substantiated (Command Lvl Instructions)	A	Failure to provide RTKA card	103	Queens	Instructions
Substantiated (Command Discipline B)	A	Forcible Removal to Hospital	112	Queens	Command Discipline B

Board Disposition	FADO Type	Allegation	Precinct	Borough	NYPD Discipline
Substantiated (Command Discipline B)	A	Refusal to provide name	112	Queens	Command Discipline B
Substantiated (Command Lvl Instructions)	A	Refusal to provide shield number	112	Queens	Instructions
Substantiated (Command Discipline B)	A	Refusal to provide shield number	112	Queens	Command Discipline B
Substantiated (Formalized Training)	A	Entry of Premises	120	Staten Island	Formalized Training
Substantiated (Formalized Training)	A	Entry of Premises	120	Staten Island	Formalized Training
Substantiated (Command Discipline B)	A	Entry of Premises	120	Staten Island	Command Discipline B
Substantiated (Command Discipline B)	A	Entry of Premises	120	Staten Island	Command Discipline B
Substantiated (Command Discipline B)	A	Threat of arrest	120	Staten Island	Command Discipline B
Substantiated (Command Discipline B)	A	Search of Premises	120	Staten Island	Command Discipline B
Substantiated (Command Discipline B)	A	Search of Premises	120	Staten Island	Command Discipline B
Substantiated (Command Discipline B)	A	Failure to provide RTKA card	120	Staten Island	Command Discipline B
Substantiated (Command Discipline B)	A	Failure to provide RTKA card	120	Staten Island	Command Discipline B
Substantiated (Command Discipline A)	F	Physical force	121	Staten Island	Command Discipline A

Figure 52: NYPD Discipline Imposed for Allegations - APU Adjudicated Cases (September 2020)

Board Disposition	FADO Type	Allegation	Precinct	Borough	NYPD Discipline
Substantiated (Charges)	A	Premises entered and/or searched	67	Brooklyn	Forfeit vacation 10 day(s)
Substantiated (Charges)	A	Premises entered and/or searched	67	Brooklyn	Forfeit vacation 20 day(s)

Appendix

Over the years, the CCRB has made many types of data publicly available. In reorganizing the Monthly Report, we do not intend to remove any valuable information from the public domain. However, the Agency believes that some information is essential to place in the main body of the Monthly Report, while more granular charts and figures are better suited to the Appendix. We welcome you to contact the CCRB at www.nyc.gov or 212-912-7235 if you are having difficulty finding information on CCRB data that was formerly available.

Figure 53: CCRB Open Docket - Age of CCRB Cases Based On Incident Date

	September 2020		August 2020		Change	% Change
	Count	% of Total	Count	% of Total		
Cases 0-4 Months	1242	46.2%	1444	52.5%	-202	-14.0%
Cases 5-7 Months	558	20.8%	531	19.3%	27	5.1%
Cases 8 Months	144	5.4%	115	4.2%	29	25.2%
Cases 9 Months	113	4.2%	103	3.7%	10	9.7%
Cases 10 Months	102	3.8%	101	3.7%	1	1.0%
Cases 11 Months	101	3.8%	88	3.2%	13	14.8%
Cases 12 Months	87	3.2%	90	3.3%	-3	-3.3%
Cases 13 Months	90	3.3%	79	2.9%	11	13.9%
Cases 14 Months	79	2.9%	56	2.0%	23	41.1%
Cases 15 Months	50	1.9%	45	1.6%	5	11.1%
Cases 16 Months	39	1.5%	33	1.2%	6	18.2%
Cases 17 Months	24	0.9%	16	0.6%	8	50.0%
Cases 18 Months	13	0.5%	7	0.3%	6	85.7%
Cases Over 18 Months	45	1.7%	40	1.5%	5	12.5%
NA	0	0.0%	0	0.0%	0	NA
Total	2687	100.0%	2748	100.0%	-61	-2.2%

Figure 54: CCRB Open Docket - Age of CCRB Cases Based On CCRB Received Date

	September 2020		August 2020		Change	% Change
	Count	% of Total	Count	% of Total		
Cases 0-4 Months	1391	51.8%	1586	57.7%	-195	-12.3%
Cases 5-7 Months	548	20.4%	511	18.6%	37	7.2%
Cases 8 Months	120	4.5%	116	4.2%	4	3.4%
Cases 9 Months	113	4.2%	100	3.6%	13	13.0%
Cases 10 Months	98	3.6%	87	3.2%	11	12.6%
Cases 11 Months	86	3.2%	76	2.8%	10	13.2%
Cases 12 Months	75	2.8%	90	3.3%	-15	-16.7%
Cases 13 Months	92	3.4%	57	2.1%	35	61.4%
Cases 14 Months	53	2.0%	47	1.7%	6	12.8%
Cases 15 Months	43	1.6%	30	1.1%	13	43.3%
Cases 16 Months	27	1.0%	21	0.8%	6	28.6%
Cases 17 Months	14	0.5%	8	0.3%	6	75.0%
Cases 18 Months	8	0.3%	4	0.1%	4	100.0%
Cases Over 18 Months	19	0.7%	15	0.5%	4	26.7%
NA	0	0.0%	0	0.0%	0	NA
Total	2687	100.0%	2748	100.0%	-61	-2.2%

Figure 55: CCRB Investigations Docket - Age of CCRB Cases Based On Incident Date

	September 2020		August 2020		Change	% Change
	Count	% of Total	Count	% of Total		
Cases 0-4 Months	906	50.2%	955	54.7%	-49	-5.1%
Cases 5-7 Months	390	21.6%	346	19.8%	44	12.7%
Cases 8 Months	98	5.4%	67	3.8%	31	46.3%
Cases 9 Months	67	3.7%	53	3.0%	14	26.4%
Cases 10 Months	55	3.1%	62	3.6%	-7	-11.3%
Cases 11 Months	61	3.4%	48	2.7%	13	27.1%
Cases 12 Months	43	2.4%	54	3.1%	-11	-20.4%
Cases 13 Months	51	2.8%	44	2.5%	7	15.9%
Cases 14 Months	40	2.2%	29	1.7%	11	37.9%
Cases 15 Months	27	1.5%	27	1.5%	0	0.0%
Cases 16 Months	17	0.9%	18	1.0%	-1	-5.6%
Cases 17 Months	11	0.6%	9	0.5%	2	22.2%
Cases 18 Months	6	0.3%	5	0.3%	1	20.0%
Cases Over 18 Months	31	1.7%	29	1.7%	2	6.9%
NA	0	0.0%	0	0.0%	0	NA
Total	1803	100.0%	1746	100.0%	57	3.3%

Figure 56: CCRB DA Hold Docket - Age of CCRB Cases Based On Incident Date

	September 2020	
	Count	% of Total
Cases 0-4 Months	5	50.0%
Cases 5-7 Months	1	10.0%
Cases 8 Months	1	10.0%
Cases 9 Months	0	0.0%
Cases 10 Months	0	0.0%
Cases 11 Months	0	0.0%
Cases 12 Months	0	0.0%
Cases 13 Months	0	0.0%
Cases 14 Months	1	10.0%
Cases 15 Months	0	0.0%
Cases 16 Months	0	0.0%
Cases 17 Months	1	10.0%
Cases 18 Months	0	0.0%
Cases Over 18 Months	1	10.0%
NA	0	0.0%
Total	10	100.0%

Figure 57: Disposition of Force Allegations (YTD 2020)

Force Allegation	Substantiated		Exonerated		Unsubstantiated		Unfounded		Officer Unidentified		Miscellaneous	
	Count	%	Count	%	Count	%	Count	%	Count	%	Count	%
Gun Pointed	3	7.7%	12	30.8%	11	28.2%	8	20.5%	5	12.8%	0	0%
Gun fired	0	0.0%	0	0.0%	0	0.0%	0	0.0%	0	0.0%	0	0.0%
Nightstick as club (incl asp & baton)	0	0%	2	40%	2	40%	1	20%	0	0%	0	0%
Gun as club	0	0%	0	0%	1	50%	0	0%	1	50%	0	0%
Radio as club	1	100%	0	0%	0	0%	0	0%	0	0%	0	0%
Flashlight as club	0	0.0%	0	0.0%	0	0.0%	0	0.0%	0	0.0%	0	0.0%
Police shield	0	0%	1	50%	1	50%	0	0%	0	0%	0	0%
Vehicle	1	12.5%	0	0%	4	50%	2	25%	1	12.5%	0	0%
Other blunt instrument as a club	0	0%	0	0%	0	0%	1	50%	1	50%	0	0%
Hit against inanimate object	2	11.8%	2	11.8%	7	41.2%	4	23.5%	2	11.8%	0	0%
Chokehold	2	7.7%	0	0%	12	46.2%	7	26.9%	5	19.2%	0	0%
Pepper spray	1	7.7%	1	7.7%	11	84.6%	0	0%	0	0%	0	0%
Physical force	21	3.7%	311	54.1%	113	19.7%	87	15.1%	43	7.5%	0	0%
Handcuffs too tight	0	0%	1	12.5%	4	50%	2	25%	1	12.5%	0	0%
Nonlethal restraining device	0	0%	26	74.3%	6	17.1%	3	8.6%	0	0%	0	0%
Animal	0	0.0%	0	0.0%	0	0.0%	0	0.0%	0	0.0%	0	0.0%
Other	0	0%	0	0%	2	66.7%	1	33.3%	0	0%	0	0%
Restricted Breathing	2	5.3%	0	0%	24	63.2%	7	18.4%	5	13.2%	0	0%
Total	33	4.3%	356	46%	198	25.6%	123	15.9%	64	8.3%	0	0%

Figure 58: Disposition of Abuse of Authority Allegations (YTD 2020)

Abuse of Authority Allegation	Substantiated		Exonerated		Unsubstantiated		Unfounded		Officer Unidentified		Miscellaneous	
	Count	%	Count	%	Count	%	Count	%	Count	%	Count	%
Gun Drawn	0	0%	6	75%	2	25%	0	0%	0	0%	0	0%
Entry of Premises	46	15.2%	202	66.9%	34	11.3%	4	1.3%	15	5%	1	0.3%
Strip-searched	13	40.6%	2	6.2%	13	40.6%	4	12.5%	0	0%	0	0%
Vehicle stop	2	1.8%	53	48.6%	44	40.4%	0	0%	10	9.2%	0	0%
Vehicle search	16	9.6%	70	41.9%	64	38.3%	8	4.8%	9	5.4%	0	0%
Threat of summons	1	4.3%	13	56.5%	8	34.8%	0	0%	1	4.3%	0	0%
Threat of arrest	18	8%	122	54%	50	22.1%	15	6.6%	21	9.3%	0	0%
Threat to notify ACS	0	0%	4	36.4%	3	27.3%	1	9.1%	3	27.3%	0	0%
Threat of force (verbal or physical)	20	14.9%	35	26.1%	44	32.8%	15	11.2%	20	14.9%	0	0%
Threat to damage/seize property	0	0%	11	34.4%	12	37.5%	3	9.4%	6	18.8%	0	0%
Property damaged	8	12.5%	12	18.8%	17	26.6%	7	10.9%	19	29.7%	1	1.6%
Refusal to process civilian complaint	10	22.2%	1	2.2%	16	35.6%	1	2.2%	17	37.8%	0	0%
Retaliatory arrest	7	100%	0	0%	0	0%	0	0%	0	0%	0	0%
Retaliatory summons	2	28.6%	1	14.3%	4	57.1%	0	0%	0	0%	0	0%
Refusal to obtain medical treatment	5	11.6%	0	0%	18	41.9%	14	32.6%	6	14%	0	0%
Improper dissemination of medical info	0	0%	0	0%	4	80%	0	0%	1	20%	0	0%
Other	13	37.1%	14	40%	5	14.3%	1	2.9%	2	5.7%	0	0%
Seizure of property	4	8%	30	60%	10	20%	2	4%	4	8%	0	0%
Refusal to show search warrant	1	3.6%	1	3.6%	19	67.9%	2	7.1%	5	17.9%	0	0%
Frisk	33	18.9%	48	27.4%	67	38.3%	4	2.3%	23	13.1%	0	0%
Search (of person)	16	11.6%	27	19.6%	62	44.9%	5	3.6%	28	20.3%	0	0%
Stop	46	24.2%	81	42.6%	33	17.4%	0	0%	30	15.8%	0	0%
Question	9	11.4%	23	29.1%	24	30.4%	4	5.1%	19	24.1%	0	0%
Refusal to show arrest warrant	0	0%	1	14.3%	4	57.1%	1	14.3%	1	14.3%	0	0%
Interference with recording	9	14.1%	19	29.7%	14	21.9%	18	28.1%	4	6.2%	0	0%
Search of recording device	2	16.7%	0	0%	6	50%	3	25%	1	8.3%	0	0%
Electronic device information deletion	1	16.7%	0	0%	2	33.3%	2	33.3%	1	16.7%	0	0%
Forcible Removal to Hospital	13	8%	130	79.8%	12	7.4%	3	1.8%	4	2.5%	1	0.6%
Threat re: removal to hospital	6	37.5%	4	25%	6	37.5%	0	0%	0	0%	0	0%

Threat re: immigration status	0	0.0%	0	0.0%	0	0.0%	0	0.0%	0	0.0%	0	0.0%
Disseminated immigration status	0	0.0%	0	0.0%	0	0.0%	0	0.0%	0	0.0%	0	0.0%
Questioned immigration status	0	0%	2	50%	0	0%	2	50%	0	0%	0	0%
Search of Premises	19	13.2%	76	52.8%	35	24.3%	3	2.1%	11	7.6%	0	0%
Sex Miscon (Sexual Harassment, Verbal)	0	0%	0	0%	5	45.5%	1	9.1%	5	45.5%	0	0%
Sex Miscon (Sexual Harassment, Gesture)	0	0.0%	0	0.0%	0	0.0%	0	0.0%	0	0.0%	0	0.0%
Sexual Misconduct (Sexual Humiliation)	4	36.4%	0	0%	5	45.5%	2	18.2%	0	0%	0	0%
Sex Miscon (Sexual/Romantic Proposition)	0	0%	0	0%	2	50%	0	0%	2	50%	0	0%
Sex Miscon (Sexually Motivated Arrest)	0	0.0%	0	0.0%	0	0.0%	0	0.0%	0	0.0%	0	0.0%
Sex Miscon (Sexually Motivated Stop)	0	0.0%	0	0.0%	0	0.0%	0	0.0%	0	0.0%	0	0.0%
Sex Miscon (Sexually Motivated Frisk)	0	0.0%	0	0.0%	0	0.0%	0	0.0%	0	0.0%	0	0.0%
Sex Miscon (Sexually Motivated Search)	0	0.0%	0	0.0%	0	0.0%	0	0.0%	0	0.0%	0	0.0%
Sex Miscon (Sexually Motiv Strip-Search)	0	0.0%	0	0.0%	0	0.0%	0	0.0%	0	0.0%	0	0.0%
Sex Miscon (Sexually Motiv Vehicle Stop)	0	0.0%	0	0.0%	0	0.0%	0	0.0%	0	0.0%	0	0.0%
Sex Miscon (Sexually Motiv Photo/Video)	0	0.0%	0	0.0%	0	0.0%	0	0.0%	0	0.0%	0	0.0%
Sex Miscon (Sexually Motivated Summons)	0	0.0%	0	0.0%	0	0.0%	0	0.0%	0	0.0%	0	0.0%
Photography/Videography	3	14.3%	7	33.3%	7	33.3%	2	9.5%	2	9.5%	0	0%
Body Cavity Searches	0	0%	1	16.7%	3	50%	2	33.3%	0	0%	0	0%
Refusal to provide name	12	8.4%	0	0%	75	52.4%	42	29.4%	14	9.8%	0	0%
Refusal to provide shield number	20	12.9%	2	1.3%	72	46.5%	43	27.7%	17	11%	1	0.6%
Failure to provide RTKA card	120	52.9%	8	3.5%	45	19.8%	13	5.7%	41	18.1%	0	0%
Failed to Obtain Language Interpretation	4	44.4%	0	0%	5	55.6%	0	0%	0	0%	0	0%
Sex Miscon (Sexually Motivated Question)	0	0.0%	0	0.0%	0	0.0%	0	0.0%	0	0.0%	0	0.0%
Total	483	16.6%	1006	34.5%	851	29.2%	227	7.8%	342	11.7%	4	0.1%

Figure 59: Disposition of Discourtesy Allegations (YTD 2020)

Discourtesy Allegation	Substantiated		Exonerated		Unsubstantiated		Unfounded		Officer Unidentified		Miscellaneous	
	Count	%	Count	%	Count	%	Count	%	Count	%	Count	%
Word	80	20.1%	60	15%	150	37.6%	56	14%	53	13.3%	0	0%
Gesture	1	25%	0	0%	2	50%	0	0%	1	25%	0	0%
Demeanor/tone	3	60%	0	0%	2	40%	0	0%	0	0%	0	0%
Action	7	15.2%	1	2.2%	17	37%	15	32.6%	6	13%	0	0%
Other	1	50%	1	50%	0	0%	0	0%	0	0%	0	0%
Total	92	20.2%	62	13.6%	171	37.5%	71	15.6%	60	13.2%	0	0%

Figure 60: Disposition of Offensive Language Allegations (YTD 2020)

Offensive Language Allegation	Substantiated		Exonerated		Unsubstantiated		Unfounded		Officer Unidentified		Miscellaneous	
	Count	%	Count	%	Count	%	Count	%	Count	%	Count	%
Race	0	0%	0	0%	11	61.1%	3	16.7%	4	22.2%	0	0%
Ethnicity	2	18.2%	0	0%	1	9.1%	4	36.4%	4	36.4%	0	0%
Religion	0	0%	0	0%	2	100%	0	0%	0	0%	0	0%
Sexual orientation	0	0%	0	0%	6	54.5%	1	9.1%	4	36.4%	0	0%
Physical disability	2	33.3%	0	0%	1	16.7%	0	0%	3	50%	0	0%
Other	1	8.3%	0	0%	4	33.3%	4	33.3%	3	25%	0	0%
Gender Identity	0	0%	0	0%	2	66.7%	0	0%	1	33.3%	0	0%
Gender	3	8.3%	0	0%	19	52.8%	6	16.7%	8	22.2%	0	0%
Total	8	8.1%	0	0%	46	46.5%	18	18.2%	27	27.3%	0	0%

Figure 61: Administrative Prosecutions Unit Open Docket (September 2020)

Case Stage	Cases	Percent
Trial commenced	0	0%
Awaiting filing of charges	1	1%
Charges filed, awaiting service	19	19%
Charges served, CORD/SoEH/DCS pending	61	60%
Charges served, Conference Date Requested	1	1%
Calendared for court appearance	5	5%
Case Off Calendar - Subsequent Appearance Pending	5	5%
Trial scheduled	7	7%
Plea agreed - paperwork pending	2	2%
Total	101	100%

CORD is the CO's Report on MOS facing discipline.
 SoEH is the Summary of Employment History.
 DCS is the Disciplinary Cover Sheet.

Figure 62: Administrative Prosecutions Unit Cases Awaiting Final Disposition (September 2020)

Case Stage	Cases	Percent
Disposition modified, awaiting final disp.	2	17%
Plea filed - awaiting approval by PC	4	33%
Verdict rendered - awaiting approval by PC	2	17%
Verdict rendered - Fogel response due	0	0%
Trial completed, awaiting verdict	4	33%
Total	12	100%

A Fogel response is a letter to the Trial Commissioner with comments from the CCRB on the Trial Commissioner's report and recommendation.

Figure 63: Officers With CCRB Complaints Closed in 2020 by Command

Patrol Services Bureau	Substantiated MOS Sep 2020	Substantiated MOS YTD 2020	Total MOS Sep 2020	Total MOS YTD 2020
Patrol Borough Manhattan South Total	0	11	8	202
Patrol Borough Manhattan North Total	1	18	17	238
Patrol Borough Bronx Total	4	78	42	454
Patrol Borough Brooklyn South Total	0	56	20	388
Patrol Borough Brooklyn North Total	1	67	18	348
Patrol Borough Queens South Total	1	10	18	238
Patrol Borough Queens North Total	0	14	11	157
Patrol Borough Staten Island Total	0	24	0	122
Special Operations Division Total	0	7	4	34
Other Patrol Services Bureau Commands Total	0	0	0	3
Total	7	285	138	2184
Other Bureaus				
Traffic Control Division Total	0	1	1	27
Transit Bureau Total	0	14	5	134
Housing Bureau Total	1	19	12	195
Organized Crime Control Bureau Total	5	17	8	98
Detective Bureau Total	0	13	4	83
Other Bureaus Total	0	12	5	93
Total	6	76	35	630
Other Commands				
Deputy Commissioners and Miscellaneous Commands Total	0	4	4	34
Undetermined	0	4	0	27
Total	13	369	177	2875

Table shows MOS command as recorded at the time of complaint.

Figure 64A: Officers With CCRB Complaints Closed in 2020 by Command - Patrol Borough Manhattan South

Manhattan South	Substantiated MOS Sep 2020	Substantiated MOS YTD 2020	Total MOS Sep 2020	Total MOS YTD 2020
001 Precinct	0	2	0	15
005 Precinct	0	1	1	9
006 Precinct	0	0	3	20
007 Precinct	0	0	0	18
009 Precinct	0	2	2	30
010 Precinct	0	0	0	14
013 Precinct	0	1	0	22
Midtown South Precinct	0	5	0	38
017 Precinct	0	0	1	9
Midtown North Precinct	0	0	1	20
Precincts Total	0	11	8	195
Patrol Borough Manhattan South Task Force	0	0	0	2
Patrol Borough Manhattan South HQ	0	0	0	4
Patrol Borough Manhattan South Anti-Crime Unit	0	0	0	1
Patrol Borough Manhattan South Total	0	11	8	202

Table shows MOS command as recorded at the time of complaint.

Figure 64B: Officers With CCRB Complaints Closed in 2020 by Command - Patrol Borough Manhattan North

Manhattan North	Substantiated MOS Sep 2020	Substantiated MOS YTD 2020	Total MOS Sep 2020	Total MOS YTD 2020
019 Precinct	0	0	1	20
020 Precinct	0	2	0	11
023 Precinct	0	1	5	32
024 Precinct	0	1	2	23
025 Precinct	0	3	1	28
026 Precinct	0	2	0	10
Central Park Precinct	0	0	0	2
028 Precinct	0	0	0	22
030 Precinct	1	1	2	24
032 Precinct	0	0	4	25
033 Precinct	0	0	2	9
034 Precinct	0	7	0	30
Precincts Total	1	17	17	236
Patrol Borough Manhattan North Task Force	0	0	0	0
Patrol Borough Manhattan North HQ	0	0	0	0
Patrol Borough Manhattan North Anti-Crime Unit	0	1	0	2
Manhattan North Impact Response Team	0	0	0	0
Patrol Borough Manhattan North Total	1	18	17	238

Table shows MOS command as recorded at the time of complaint.

Figure 64C: Officers With CCRB Complaints Closed in 2020 by Command - Patrol Borough Bronx

Bronx	Substantiated MOS Sep 2020	Substantiated MOS YTD 2020	Total MOS Sep 2020	Total MOS YTD 2020
040 Precinct	0	4	6	27
041 Precinct	1	1	3	23
042 Precinct	2	5	4	32
043 Precinct	0	3	3	35
044 Precinct	0	14	2	72
045 Precinct	0	0	0	19
046 Precinct	0	7	12	41
047 Precinct	0	15	2	71
048 Precinct	0	10	2	36
049 Precinct	0	2	1	12
050 Precinct	1	3	2	19
052 Precinct	0	5	5	52
Precincts Total	4	69	42	439
Patrol Borough Bronx Task Force	0	3	0	5
Patrol Borough Bronx HQ	0	0	0	2
Patrol Borough Bronx Anti-Crime Unit	0	6	0	8
Bronx Impact Response Team	0	0	0	0
Patrol Borough Bronx Total	4	78	42	454

Table shows MOS command as recorded at the time of complaint.

Figure 64D: Officers With CCRB Complaints Closed in 2020 by Command - Patrol Borough Brooklyn South

Brooklyn South	Substantiated MOS Sep 2020	Substantiated MOS YTD 2020	Total MOS Sep 2020	Total MOS YTD 2020
060 Precinct	0	3	0	28
061 Precinct	0	8	0	28
062 Precinct	0	6	2	19
063 Precinct	0	1	0	24
066 Precinct	0	0	0	13
067 Precinct	0	8	3	77
068 Precinct	0	3	2	29
069 Precinct	0	5	0	14
070 Precinct	0	10	2	59
071 Precinct	0	2	2	31
072 Precinct	0	2	9	30
076 Precinct	0	2	0	12
078 Precinct	0	3	0	15
Precincts Total	0	53	20	379
Patrol Borough Brooklyn South Task Force	0	0	0	1
Patrol Borough Brooklyn South HQ	0	0	0	0
Patrol Borough Brooklyn South Anti-Crime Unit	0	3	0	8
Brooklyn South Impact Response Team	0	0	0	0
Patrol Borough Brooklyn South Total	0	56	20	388

Table shows MOS command as recorded at the time of complaint.

Figure 64E: Officers With CCRB Complaints Closed in 2020 by Command - Patrol Borough Brooklyn North

Brooklyn North	Substantiated MOS Sep 2020	Substantiated MOS YTD 2020	Total MOS Sep 2020	Total MOS YTD 2020
073 Precinct	0	10	2	61
075 Precinct	0	13	4	69
077 Precinct	0	10	3	45
079 Precinct	0	7	1	39
081 Precinct	0	4	0	6
083 Precinct	0	1	0	19
084 Precinct	0	3	1	25
088 Precinct	0	3	0	12
090 Precinct	1	14	7	57
094 Precinct	0	2	0	15
Precincts Total	1	67	18	348
Patrol Borough Brooklyn North Task Force	0	0	0	0
Patrol Borough Brooklyn North HQ	0	0	0	0
Patrol Borough Brooklyn North Anti-Crime Unit	0	0	0	0
Brooklyn North Impact Response Team	0	0	0	0
Patrol Borough Brooklyn North Total	1	67	18	348

Table shows MOS command as recorded at the time of complaint.

Figure 64F: Officers With CCRB Complaints Closed in 2020 by Command - Patrol Borough Queens South

Queens South	Substantiated MOS Sep 2020	Substantiated MOS YTD 2020	Total MOS Sep 2020	Total MOS YTD 2020
100 Precinct	0	0	1	8
101 Precinct	1	1	8	33
102 Precinct	0	0	0	13
103 Precinct	0	3	2	71
105 Precinct	0	3	0	20
106 Precinct	0	2	2	25
107 Precinct	0	0	4	13
113 Precinct	0	1	0	48
Precincts Total	1	10	17	231
Patrol Borough Queens South Task Force	0	0	1	5
Patrol Borough Queens South HQ	0	0	0	0
Patrol Borough Queens South Anti-Crime Unit	0	0	0	2
Queens South Impact Response Team	0	0	0	0
Patrol Borough Queens South Total	1	10	18	238

Table shows MOS command as recorded at the time of complaint.

Figure 64G: Officers With CCRB Complaints Closed in 2020 by Command - Patrol Borough Queens North

Queens North	Substantiated MOS Sep 2020	Substantiated MOS YTD 2020	Total MOS Sep 2020	Total MOS YTD 2020
104 Precinct	0	2	0	31
108 Precinct	0	1	2	8
109 Precinct	0	0	2	21
110 Precinct	0	0	2	20
111 Precinct	0	0	0	0
112 Precinct	0	2	0	15
114 Precinct	0	2	0	25
115 Precinct	0	7	3	30
Precincts Total	0	14	9	150
Patrol Borough Queens North Task Force	0	0	0	0
Patrol Borough Queens North HQ	0	0	0	3
Patrol Borough Queens North Anti-Crime Unit	0	0	2	4
Patrol Borough Queens North Total	0	14	11	157

Table shows MOS command as recorded at the time of complaint.

Figure 64H: Officers With CCRB Complaints Closed in 2020 by Command - Patrol Borough Staten Island

Staten Island	Substantiated MOS Sep 2020	Substantiated MOS YTD 2020	Total MOS Sep 2020	Total MOS YTD 2020
120 Precinct	0	7	0	37
122 Precinct	0	0	0	21
123 Precinct	0	10	0	25
121 Precinct	0	5	0	30
Precincts Total	0	22	0	113
Patrol Borough Staten Island Task Force	0	2	0	4
Patrol Borough Staten Island HQ	0	0	0	3
Patrol Borough Staten Island Anti-Crime Unit	0	0	0	0
Staten Island Housing Unit	0	0	0	0
Staten Island Court Section	0	0	0	2
Staten Island Impact Response Team	0	0	0	0
Patrol Borough Staten Island Total	0	24	0	122

Table shows MOS command as recorded at the time of complaint.

Figure 64I: Officers With CCRB Complaints Closed in 2020 by Command - Special Operations Division

Special Operations	Substantiated MOS Sep 2020	Substantiated MOS YTD 2020	Total MOS Sep 2020	Total MOS YTD 2020
Emergency Services Unit and Squads 1-10	0	0	4	22
Harbor Unit	0	0	0	0
Aviation Unit	0	0	0	0
Canine Team	0	0	0	0
Mounted Unit	0	0	0	0
2 SOD Strategic Response Group	0	7	0	12
Special Operations Division Headquarters	0	0	0	0
Special Operations Division Total	0	7	4	34

Table shows MOS command as recorded at the time of complaint.

Figure 64J: Officers With CCRB Complaints Closed in 2020 by Command - Other Patrol Services Bureau Commands

Other Patrol Services Bureau Commands	Substantiated MOS Sep 2020	Substantiated MOS YTD 2020	Total MOS Sep 2020	Total MOS YTD 2020
Chiefs Office	0	0	0	3
Special Operations Division Taxi Unit	0	0	0	0
Other Patrol Services Bureau Commands Total	0	0	0	3

Table shows MOS command as recorded at the time of complaint.

Figure 64K: Officers With CCRB Complaints Closed in 2020 by Command - Traffic Control Division

Traffic Control Division	Substantiated MOS Sep 2020	Substantiated MOS YTD 2020	Total MOS Sep 2020	Total MOS YTD 2020
Traffic Control Division - Headquarters Command	0	0	0	0
Manhattan Traffic Task Force	0	1	0	15
Brooklyn Traffic Task Force	0	0	0	0
Bronx Traffic Task Force	0	0	0	0
Queens Traffic Task Force	0	0	0	0
Surface Transportation Enforcement Division (STED)	0	0	0	2
Bus Unit	0	0	0	2
Traffic Control Parking Enforcement District	0	0	0	0
Traffic Control Tow Units	0	0	0	0
Traffic Control Summons Enforcement	0	0	0	0
Traffic Command Intersection Control	0	0	0	0
Traffic Control Intelligence Unit	0	0	0	0
Highway District	0	0	0	0
Highway Unit #1	0	0	0	3
Highway Unit #2	0	0	0	1
Highway Unit #3	0	0	1	2
Highway Unit #4	0	0	0	0
Highway Unit #5	0	0	0	1
Highway Safety Enforcement Unit	0	0	0	0
Movie and TV Unit	0	0	0	1
Traffic Control Division Total	0	1	1	27

Table shows MOS command as recorded at the time of complaint.

Figure 64L: Officers With CCRB Complaints Closed in 2020 by Command - Transit Bureau

Transit Bureau	Substantiated MOS Sep 2020	Substantiated MOS YTD 2020	Total MOS Sep 2020	Total MOS YTD 2020
Transit Bureau Headquarters	0	0	0	0
Transit Bureau Authority Liaison	0	0	0	0
Transit Bureau Inspections	0	0	0	0
Transit Bureau Spec. Invest. Unit	0	0	0	0
Transit Bureau Crime Analysis	0	0	0	0
Transit Bureau Patrol Operations	0	0	0	0
Transit Bureau Manhattan	0	0	0	0
Transit Bureau Bronx	0	0	0	0
Transit Bureau Queens	0	0	0	0
Transit Bureau Brooklyn	0	0	0	0
TB DT01	0	2	0	8
TB DT02	0	0	0	3
TB DT03	0	0	1	5
TB DT04	0	0	4	16
TB DT11	0	2	0	13
TB DT12	0	1	0	9
TB DT20	0	1	0	9
TB DT23	0	0	0	4
TB DT30	0	0	0	10
TB DT32	0	2	0	15
TB DT33	0	0	0	8
TB DT34	0	2	0	7
Transit Bureau Manhattan Task Force	0	2	0	13
Transit Bureau Bronx Task Force	0	0	0	0
Transit Bureau Queens Task Force	0	0	0	0
Transit Bureau Brooklyn Task Force	0	0	0	0
Transit Bureau Homeless Outreach Unit	0	0	0	1
Transit Division Canine Unit	0	0	0	0
Transit Bureau Vandal Unit	0	0	0	0
Transit Bureau Special Operations Unit	0	0	0	0
TB Anti-Terrorism	0	2	0	13
Transportation Bureau and Transit Other Commands	0	0	0	0
Transit Bureau Total	0	14	5	134

Table shows MOS command as recorded at the time of complaint.

Figure 64M: Officers With CCRB Complaints Closed in 2020 by Command - Housing Bureau

Housing Bureau	Substantiated MOS Sep 2020	Substantiated MOS YTD 2020	Total MOS Sep 2020	Total MOS YTD 2020
Housing Bureau (Office of the Chief Command Center)	0	0	0	0
Housing Bureau Special Operations Section	0	0	0	0
PSA 1	0	3	1	13
PSA 2	0	5	0	25
PSA 3	0	1	0	18
PSA 4	0	1	4	18
PSA 5	0	0	1	16
PSA 6	0	1	2	18
PSA 7	1	6	4	56
PSA 8	0	1	0	14
PSA 9	0	0	0	9
Housing Bureau Brooklyn/Staten Island	0	0	0	2
Housing Bureau Manhattan	0	0	0	0
Housing Bureau Bronx/Queens	0	0	0	0
Housing Bureau Investigations	0	0	0	0
Housing Bureau Elevator Vandalism Unit	0	0	0	0
Housing Bureau Operations and Misc. Commands	0	0	0	0
Housing Bureau Total	1	19	12	195
Housing Borough Brooklyn Impact Response Team	0	1	0	4
Housing Borough Manhattan Impact Response Team	0	0	0	1
Housing Borough Bronx/Queens Impact Response Team	0	0	0	1
Housing Bureau Total	1	19	12	195

Table shows MOS command as recorded at the time of complaint.

Figure 64N: Officers With CCRB Complaints Closed in 2020 by Command - Organized Crime Control Bureau

Organized Crime Control Bureau	Substantiated MOS Sep 2020	Substantiated MOS YTD 2020	Total MOS Sep 2020	Total MOS YTD 2020
Queens Narcotics	0	11	0	33
Manhattan North Narcotics	0	0	0	8
Manhattan South Narcotics	0	0	0	3
Bronx Narcotics	0	0	0	8
Staten Island Narcotics	5	5	5	14
Brooklyn North Narcotics	0	0	0	19
Brooklyn South Narcotics	0	1	2	10
Narcotics Headquarters	0	0	0	0
Auto Crime Division	0	0	0	0
Vice Enforcement Division	0	0	1	1
Drug Enforcement Task Force	0	0	0	0
Organized Crime Headquarters	0	0	0	2
Organized Crime Control Bureau Total	5	17	8	98

Table shows MOS command as recorded at the time of complaint.

Figure 640: Officers With CCRB Complaints Closed in 2020 by Command - Detective Bureau

Detective Bureau	Substantiated MOS Sep 2020	Substantiated MOS YTD 2020	Total MOS Sep 2020	Total MOS YTD 2020
Detective Bureau Headquarters	0	0	0	0
Central Investigation and Resource Division	0	0	0	0
Special Investigations Division	0	0	1	3
Special Victims Division	0	1	0	3
Forensic Investigations Division	0	0	0	0
Fugitive Enforcement Division	0	0	0	0
Gang Division	0	3	1	12
Detective Borough Bronx	0	1	0	11
Detective Borough Manhattan	0	1	1	18
Detective Borough Brooklyn	0	3	0	20
Detective Borough Queens	0	4	1	10
Detective Borough Staten Island	0	0	0	6
DB Queens North Operations	0	0	0	0
DB Queens South Operations	0	0	0	0
Detective Bureau Total	0	13	4	83

Table shows MOS command as recorded at the time of complaint.

Figure 64P: Officers With CCRB Complaints Closed in 2020 by Command - Other Bureaus

Other Bureaus	Substantiated MOS Sep 2020	Substantiated MOS YTD 2020	Total MOS Sep 2020	Total MOS YTD 2020
Internal Affairs Bureau				
Internal Affairs Bureau	0	0	2	6
Criminal Justice Bureau				
Court Division	0	12	3	83
Court Bureau	0	0	0	0
Court LMSI	0	0	0	0
Court Unit	0	0	0	0
Criminal Justice Headquarters	0	0	0	0
Support Services Bureau				
Property Clerk Division	0	0	0	0
Fleet Services	0	0	0	1
Central Records Division	0	0	0	0
Personnel Bureau				
Applicant Processing Division	0	0	0	1
Health Services	0	0	0	1
Personnel Bureau Headquarters	0	0	0	1
Other Bureaus Total	0	12	5	93

Table shows MOS command as recorded at the time of complaint.

Figure 64Q: Officers With CCRB Complaints Closed in 2020 by Command - Deputy Commissioners and Miscellaneous Commands

Deputy Commissioners and Miscellaneous Commands	Substantiated MOS Sep 2020	Substantiated MOS YTD 2020	Total MOS Sep 2020	Total MOS YTD 2020
Deputy Commissioner Legal Matters - License Division	0	0	0	0
Deputy Commissioner Legal Matters - Legal Bureau	0	0	0	0
DC Training	0	0	0	0
Deputy Commissioner Training - Police Academy	0	0	0	0
Deputy Commissioner Training - Police Academy Training	0	0	1	6
Deputy Commissioner Training - In-service Training Section	0	1	0	2
Deputy Commissioner Management and Budget	0	0	0	0
Police Commissioner Office	0	0	0	0
Community Affairs Division	0	0	0	0
Chief of Community Affairs	0	0	0	1
Community Affairs Juvenile Section	0	0	0	0
School Safety Bronx/Manhattan	0	0	0	0
School Safety Queens/Brooklyn	0	0	0	0
Office of Equal Employment	0	0	0	0
Deputy Commissioner Operations	0	0	0	0
DC Operations Financial Mgmt.	0	0	0	0
Intelligence Division	0	3	3	23
Chief of Department	0	0	0	0
Department Advocate	0	0	0	0
Deputy Commissioner Public Information	0	0	0	0
Crime Prevention	0	0	0	0
First Deputy Commissioner	0	0	0	0
Office of Management, Analysis and Planning	0	0	0	0
Quality Assurance Division	0	0	0	0
Deputy Commissioner Counterterrorism	0	0	0	2
Chief of Department Evaluation Section	0	0	0	0
Deputy Commissioners and Miscellaneous Commands Total	0	4	4	34

Table shows MOS command as recorded at the time of complaint.