

DAILY REPORT

1/31/2020

(Data from Thursday, January 30, 2020)

Code Blue

SINGLE ADULTS	
Drop-in Center Clients Served	612
Drop-in Center Overnight Census	234
Faith Bed Census	168
Outreach Contacts	373
Outreach Placements	33
Safe Haven Utilization	1068
Veterans In Short-term Housing	250
Criminal Justice Short-term Housing	215

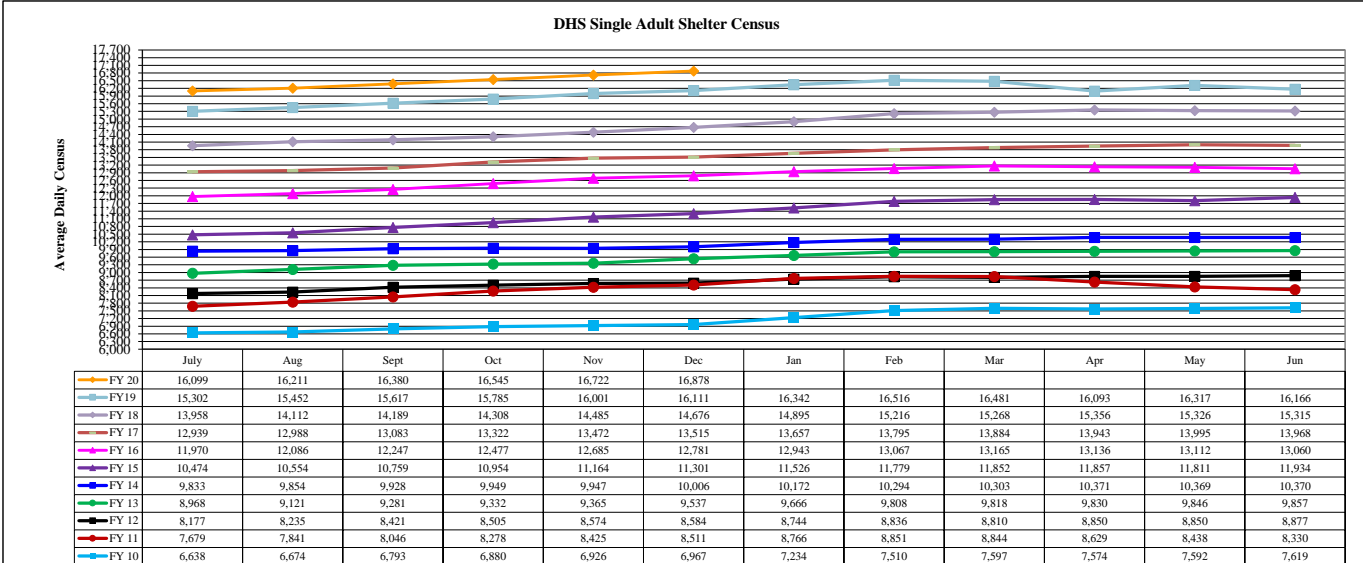
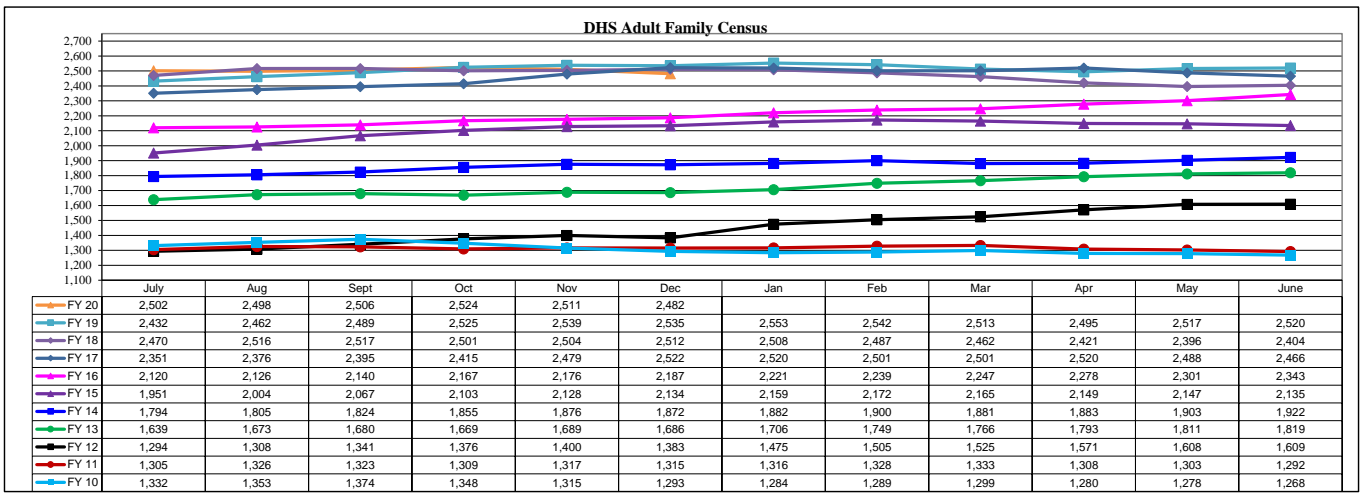
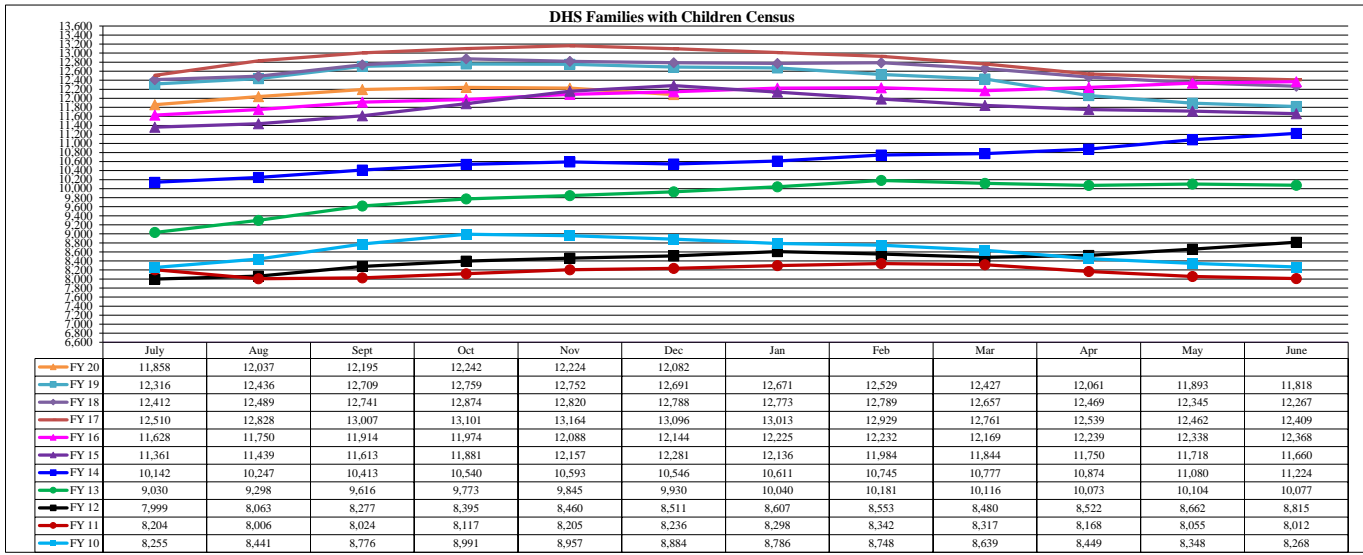
FAMILY INTAKE	
Families Requesting Temporary Housing at PATH	105
Adult Families Requesting Temporary Housing at AFIC	17
Families Placed in Overnight Accommodations	0
Families w/children at PATH Overnight (pre 10PM)	0

TOTAL SHELTER CENSUS	
Adults	38,374
Children	21,268
Total Individuals	59,642

SINGLE ADULT SHELTER CENSUS	
Men	12,504
Women	4,731
Total Single Adults	17,235

FAMILIES WITH CHILDREN CENSUS	
Families	11,903
Adults	15,927
Children	21,268
Individuals	37,195

ADULT FAMILIES CENSUS	
Families	2,476
Individuals (Adults)	5,212



*Due to data conversion the average monthly census for December 2011 and January 2012 for Families with Children and Adult Families is based upon data for a partial month.