

**DAILY REPORT**

11/4/2021

(Data from Wednesday, November 03, 2021)

SINGLE ADULTS	
Drop-in Center Clients Served	440
Drop-in Center Overnight Census	152
Faith Bed Census	19
Outreach Contacts	217
Outreach Placements	15
Safe Haven Utilization	1194
Veterans In Short-term Housing	114
Criminal Justice Short-term Housing	108

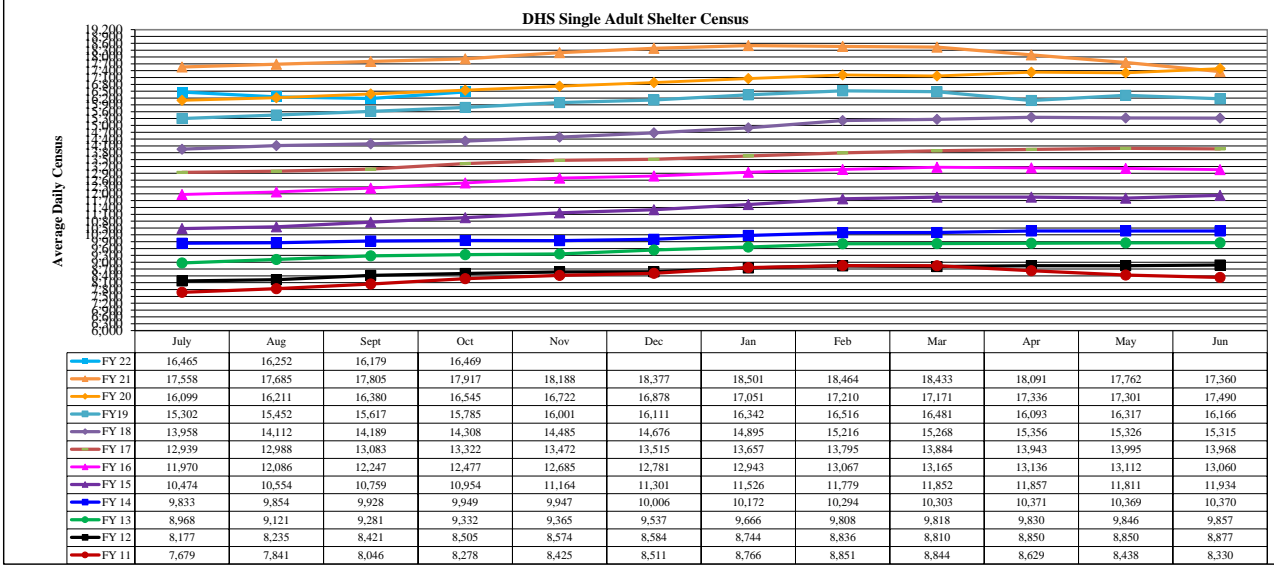
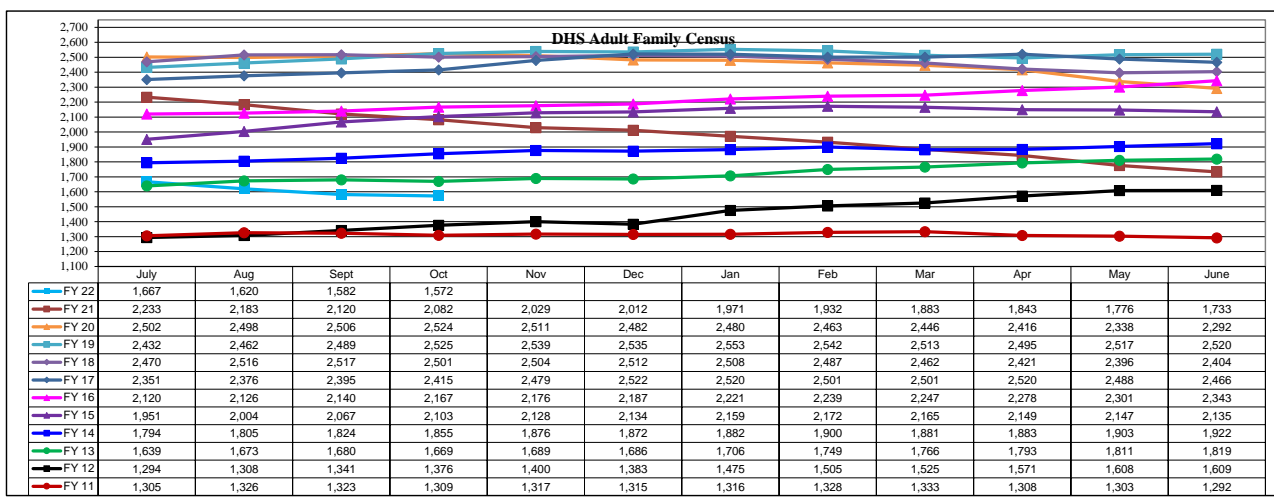
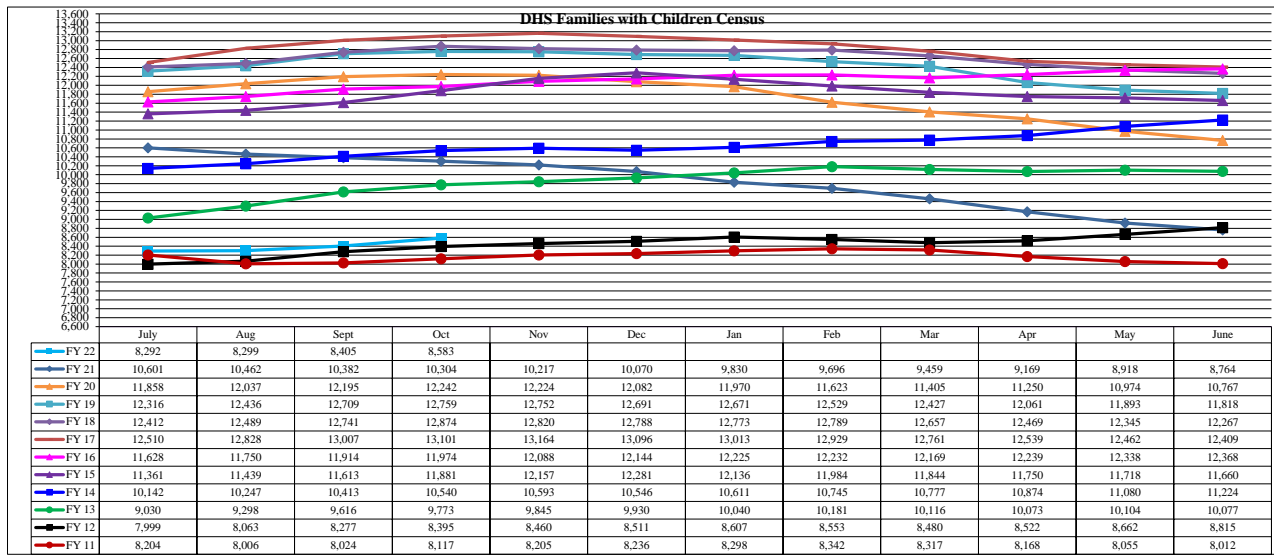
FAMILY INTAKE	
Families Requesting Temporary Housing at PATH	135
Adult Families Requesting Temporary Housing at AFIC	16
Families Placed in Overnight Accommodations	0
Families w/children at PATH Overnight (pre 10PM)	0

TOTAL SHELTER CENSUS	
Adults	31,190
Children	14,840
<b>Total Individuals</b>	<b>46,030</b>

SINGLE ADULTS	
Men	12,553
Women	4,175
<b>Total Single Adults</b>	<b>16,728</b>

FAMILIES WITH CHILDREN	
<b>Families</b>	8,562
Adults	11,220
Children	14,840
<b>Individuals</b>	<b>26,060</b>

ADULT FAMILIES CENSUS	
<b>Families</b>	1,547
<b>Individuals (Adults)</b>	<b>3,242</b>



\*Due to data conversion the average monthly census for December 2011 and January 2012 for Families with Children and Adult Families is based upon data for a partial month.