

**DAILY REPORT**

7/1/2022

(Data from Thursday, June 30, 2022)

SINGLE ADULTS	
Drop-in Center Clients Served	437
Drop-in Center Overnight Census	151
Faith Bed Census	24
Outreach Contacts	220
Outreach Placements	9
Safe Haven Utilization	1498
Veterans In Short-term Housing	181
Criminal Justice Short-term Housing	86

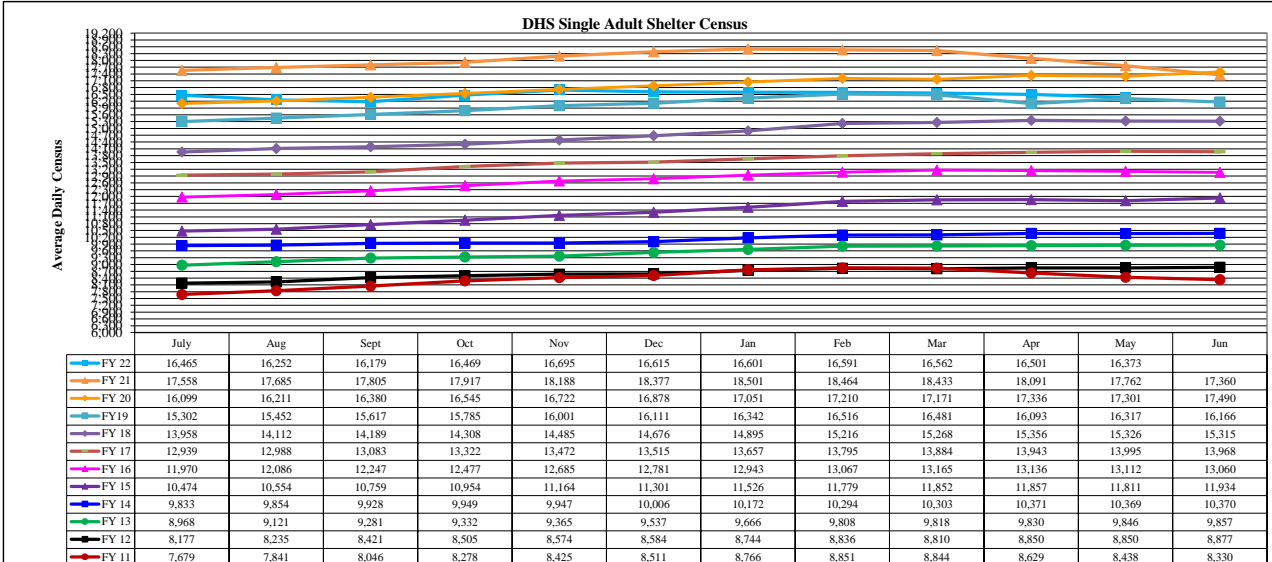
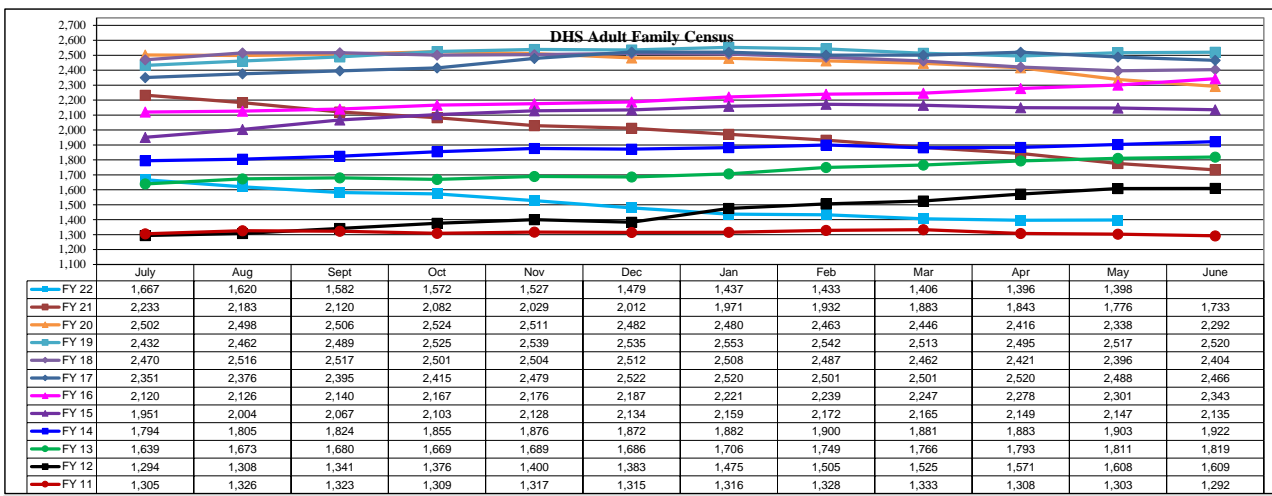
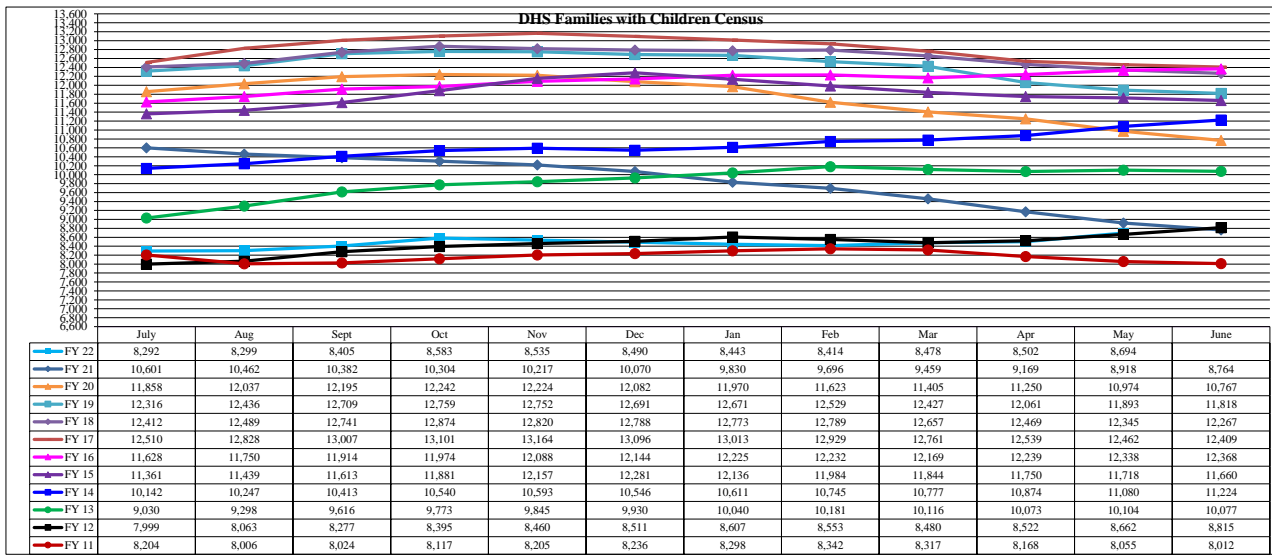
FAMILY INTAKE	
Families Requesting Temporary Housing at PATH	130
Adult Families Requesting Temporary Housing at AFIC	15
Families Placed in Overnight Accommodations	0
Families w/children at PATH Overnight (pre 10PM)	0

TOTAL SHELTER CENSUS	
Adults	31,755
Children	15,685
<b>Total Individuals</b>	<b>47,440</b>

SINGLE ADULTS	
Men	12,233
Women	4,068
<b>Total Single Adults</b>	<b>16,301</b>

FAMILIES WITH CHILDREN	
<b>Families</b>	9,181
Adults	12,492
Children	15,685
<b>Individuals</b>	<b>28,177</b>

ADULT FAMILIES CENSUS	
<b>Families</b>	1,408
<b>Individuals (Adults)</b>	<b>2,962</b>



\*Due to data conversion the average monthly census for December 2011 and January 2012 for Families with Children and Adult Families is based upon data for a partial month.