

**First Annual Report on Homeless Deaths**  
**New York City Department of Health and Mental Hygiene**  
**Bureau of Vital Statistics**  
**Local Law 63 of 2005**  
**July 1, 2005 – June 30, 2006**

### **Summary Findings**

For the time period July 1, 2005 through June 30, 2006, the NYC Department of Homeless Services (DHS), NYC Department of Housing Preservation and Development (HPD) and the Office of Chief Medical Examiner (OCME) reported a total of 162 homeless deaths; during the same time period, the NYC Human Resources Administration (HRA) reported 60 homeless deaths which, due to confidentiality reasons, could not be assessed for potential duplication with deaths reported by the other agencies or matched to death certificates. As a result, findings from the 2 groups of deaths are reported separately.

Among homeless decedents reported by DHS, HPD and OCME, most deaths (90%) were investigated by OCME. Slightly more than 80% were men, more than half (53%) were between the ages of 45 and 64, and approximately 50% were sheltered. Among the sheltered, the majority (63%) died in a hospital; among the non-sheltered and those for whom shelter status was reported as unknown, the largest proportion (47%) died outdoors. Causes of death among those found dead outdoors included all causes including those dying from exposure.

The leading cause of death (23%) was due to the mental and behavioral disorders due to use – abuse - of or accidental poisoning by psychoactive substances (excluding alcohol and tobacco) – for the most part representing “overdose” deaths. Other leading causes included heart disease (19%), non-overdose accidents (10%), alcohol abuse (9%), and homicide (4%). Of the non-overdose accidents, a total of 6 homeless individuals died of exposure to excessive natural cold.

Similar descriptions were found for the 60 HRA reported homeless decedents. Approximately 77% were men and most (70%) were between the ages of 45 and 64. All 60 HRA reported homeless decedents were sheltered as part of their shelter system; among them, the largest proportion (48%) died in the hospital. Information on whether HRA homeless decedents were investigated by OCME and cause of death are not available.

### **Methods**

This report has been prepared and submitted pursuant to Local Law 63 of 2005 (LL63) requiring the New York City (NYC) Department of Health and Mental Hygiene (DOHMH) to track and report deaths of homeless persons in the City of New York. This is the first Annual Report prepared under the law, which requires quarterly and annual reports. Data contained in this report were provided by the NYC Office of Chief Medical Examiner (OCME), the NYC Department of Homeless Services (DHS), the NYC Department of Housing Preservation and Development (HPD) and the NYC Human Resources Administration (HRA). DHS, HPD and HRA maintain records on the homeless individuals for whom they provide temporary housing in New York City. OCME, through its responsibilities, investigates the deaths of some homeless individuals, including all deaths whose manner is accident, homicide or suicide. All deaths due to exposure to excessive natural heat or cold are OCME cases.

This report contains a compilation of case reports from the first four quarterly reports and covers the period July 1, 2005 - June 30, 2006. Case reports from the three agencies and OCME were compiled and DHS, HDP and OCME case reports only are matched against NYC DOHMH Vital Statistics death certificates quarterly. At the time of the quarterly report, some deaths were still under OCME investigation; cause and/or manner of death had not yet been determined. DOHMH has worked with OCME to ensure that cause and of death for all cases under medical examiner investigation were included in this first annual report. Moreover, DOHMH has followed up with agencies to obtain missing data elements. Still other reports were determined to be duplicative or outside the bounds of the LL63 homeless case definition. In those circumstances, duplicates and cases determined not to be homeless according to LL63 were removed.

As defined in LL63, a "homeless person" is "a person who at the time of death did not have a known street address of a residence at which he or she was known or reasonably believed to have resided." A "homeless shelter resident" is "a person who at the time of death lived in a homeless shelter..." A "homeless shelter" is "(i) a residence operated by or on behalf of the department of homeless services; (ii) an emergency residence operated by or on behalf of the department of social services/human resources administration which is available primarily for homeless persons with HIV or AIDS related illness; or (iii) a residence operated by or on behalf of the department of housing preservation and development to the extent that such residence houses clients of the department of homeless services; provided, however, that such term shall not include any residence that is available primarily for battered women."

Based on the definitions above, incident reports were provided by OCME, DHS and HPD. Information from corresponding NYC death certificates were used to validate agency reports and remove any duplicates among them (i.e. some DHS cases were also OCME cases). Data from HRA did not disclose any identifiable information on HRA residents, per Article 27-F of the New York State Public Health Law, which prohibits disclosure of information that could reasonably identify someone as having an HIV-related illness or AIDS. *Therefore, corresponding death certificates for HRA-reported homeless deaths could not be identified and may duplicate reports from OCME.* As a result, HRA homeless deaths cannot be combined with DHS, HPD and OCME deaths and total NYC homeless deaths cannot be ascertained. Since less information on the HRA homeless decedents is available, this report will focus on DHS, HPD and OCME deaths. When comparable data on HRA deaths are available, they are included in the report.

Homeless individuals who are placed in nursing homes prior to death are not counted in this report, as nursing homes are considered permanent placements. When considered a permanent placement for a formerly homeless client, nursing homes are responsible for placing clients in permanent housing, upon discharge. Nevertheless, there were no known deaths of previously homeless persons placed in nursing homes through June 2006.

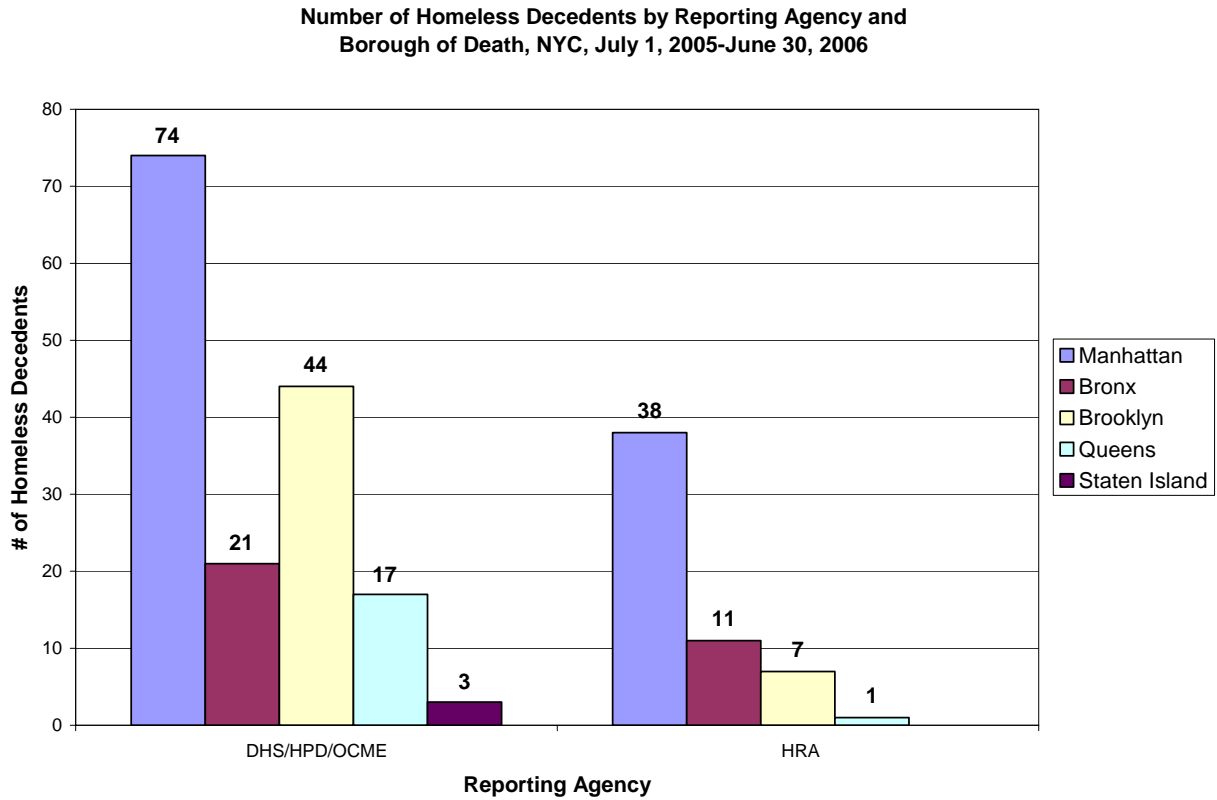
## **Findings**

### ***Reported Homeless Deaths***

DHS, HPD and OCME reported a total of 162 homeless deaths and HRA reported 60 homeless deaths between July 1, 2005 and June 30, 2006 (Table 1). Regardless of the reporting agency, the majority of sheltered homeless decedents were sheltered in Manhattan (Table 2). As such, most homeless deaths occurred in Manhattan. Seventy-four (46%) of the 162 deaths reported by DHS, HPD and OCME occurred in Manhattan, 44 in Brooklyn (27%), 21 in the Bronx (13%), 17 in Queens (11%) and 3 in Staten Island (2%); the 3 remaining homeless deaths occurred outside of

New York City (2%) (Figure 1). Similarly, among the HRA homeless decedents, the largest proportion (63%) occurred in Manhattan. Among the remaining 22, 11 died in the Bronx (18%), 7 in Brooklyn (12%), 1 in Queens (2%) and none in Staten Island; the boroughs of death for the 3 remaining HRA residents (5%) were reported as unknown.

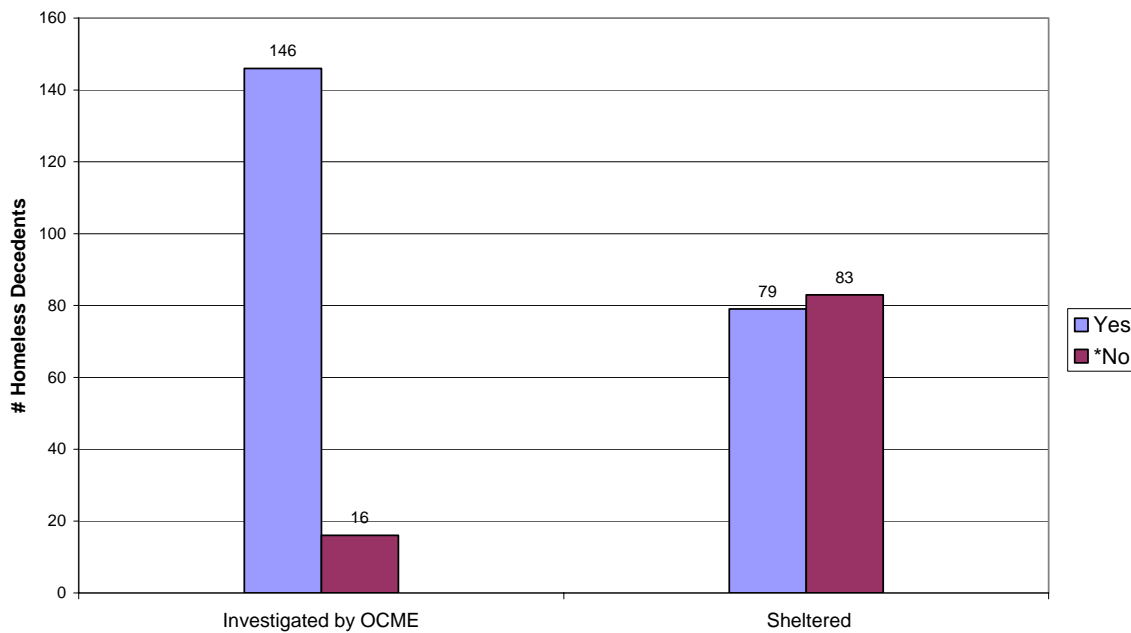
**Figure 1**



Agencies were asked to provide information on whether or not the homeless death was investigated by OCME and whether or not the decedent had been sheltered. Almost all homeless deaths were investigated by OCME. Of the 162 reported homeless deaths, 146 (90%) were investigated by OCME and 16 were not (10%) (Figure 2). About half the decedents (79) were reported as sheltered; the other half (83) were not or their shelter status was reported as unknown (Figure 2). Among the 79 sheltered decedents, 64 (81%) were investigated by OCME and 15 (19%) were not; among the 83 non-sheltered and sheltered status-unknown decedents, all but 1 were investigated by OCME.

**Figure 2**

**Number of DHS, HPD, OCME Reported Homeless Decedents by Shelter Status and OCME Investigation, NYC, July 1, 2005-June 30, 2006**

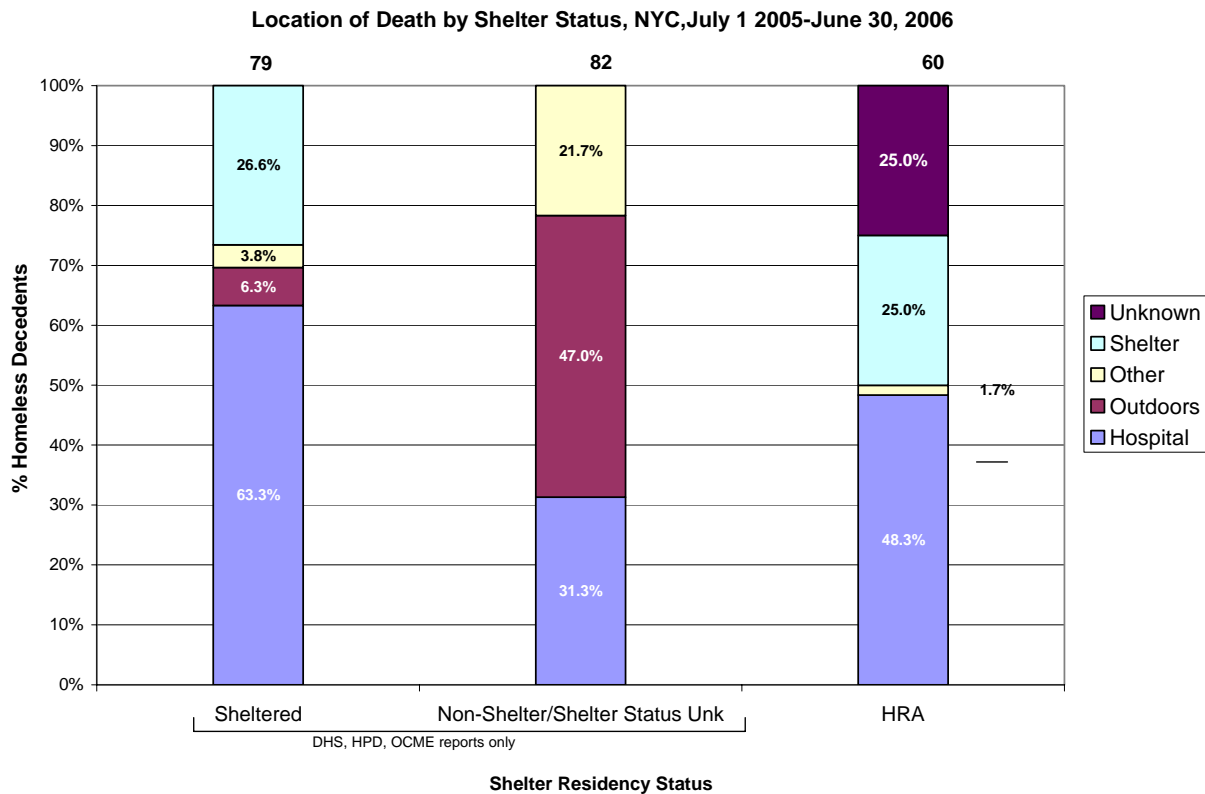


\*No for Sheltered includes those not sheltered and those for whom the shelter status was unknown

**Location of Death for Homeless Decedents**

The locations (i.e., in a shelter, in a hospital, outdoors or other) of OCME, DHS and HPD reported deaths, disaggregated by borough, community district and shelter residency status are shown in Table 3a. HRA’s homeless deaths by location of death are presented separately in the Table 3b by borough only, as required by LL63.

**Figure 3**



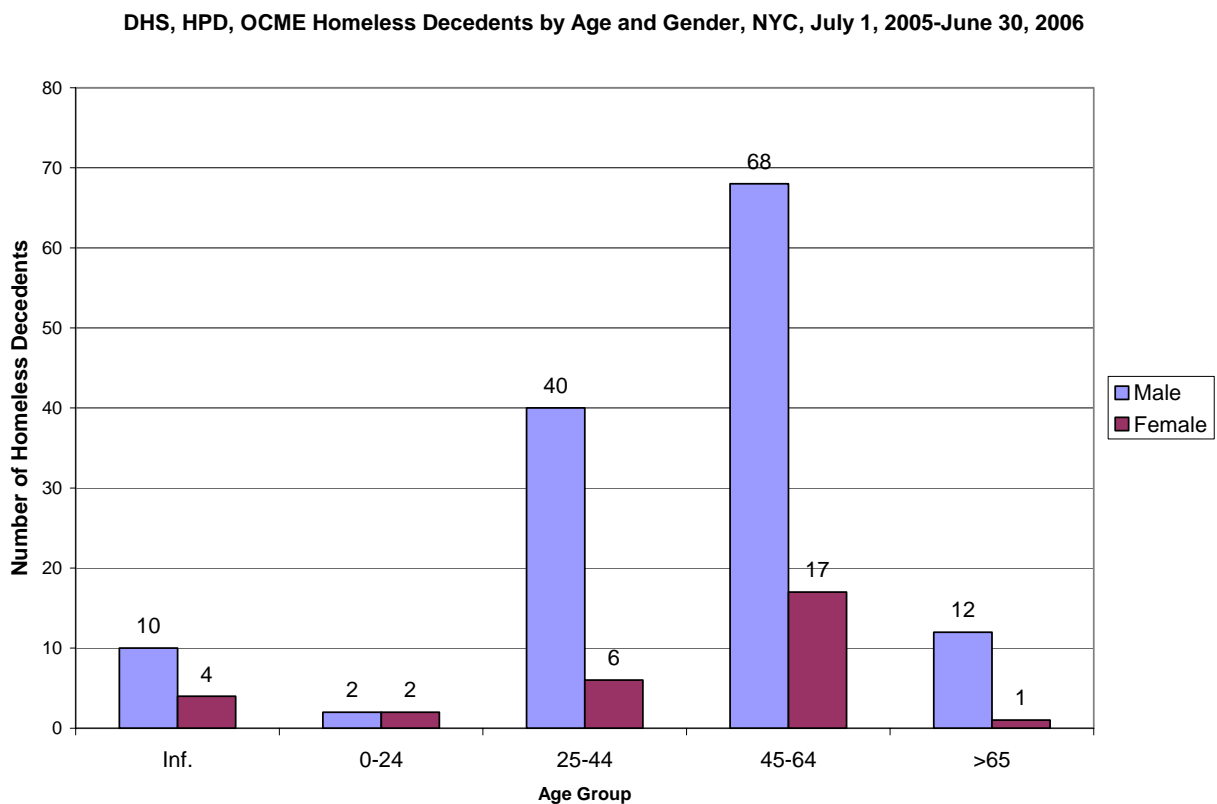
Among the 162 OCME, DHS and HPD deaths, 76 (47%) occurred in a hospital, 44 (27%) outdoors, 21 (13%) at a shelter, and 21 (13%) in an “other” location. The largest proportion of sheltered homeless decedents died in hospitals (63%) including homeless persons who were transferred from shelters and declared dead in hospitals (Figure 3). Others were found outdoors and transported by EMS and declared dead at hospitals. The second largest proportion (27%) died in shelters. Similarly, among HRA reported homeless decedents, the largest proportion died in the hospital (48%) followed by shelters (25%). The location of death for another 25% was reported as unknown.

Non-sheltered homeless decedents (or those for whom shelter status was reported as unknown) more frequently died “outdoors” (47% vs. 6%) and in “other” circumstances (22% vs. 4%) than sheltered. Homeless decedents found outdoors were found in park areas, on the sidewalk or street, or at or near a subway or train station. Causes of death among those found dead outdoors included all causes including those dying from exposure. Those found in “other” circumstances were found in hotels, apartments or rooms of abandoned buildings.

**Homeless Decedents' Age and Gender by Borough and Community District**

One hundred thirty-two (81%) of the DHS, HPD and OCME reported homeless decedents were male, 30 (19%) were female. Fourteen (9%) were infants, 10 males and 4 females. Among the remaining 148, 85 (52%) were between the ages of 45 and 64, 46 (28%) were between the ages of 25 and 44, 13 (8%) were 65 years of age or older and 4 (2%) were between the ages of 1 and 24. The age and gender distribution by borough and community district are found in Table 4a.

**Figure 4**



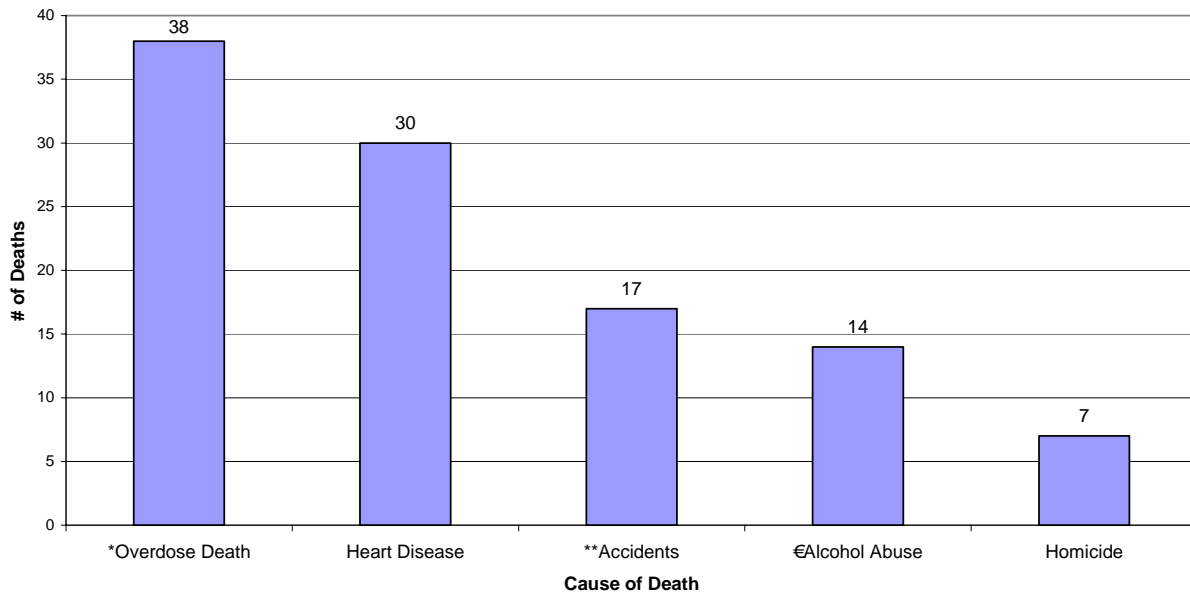
Among the 60 HRA homeless deaths, 46 (77%) were male and 14 (23%) were female. Eighteen (30%) were between the ages of 25 and 44 years and 42 (70%) were between the ages of 45 and 64. The age and gender distribution by borough may be found in Table 4b.

**Homeless Decedents by Leading Cause of Death**

The leading cause of death among homeless decedents was mental and behavioral disorders due to use of or accidental poisoning by psychoactive substances (excluding alcohol and tobacco) (38, 23%) – for the most part representing “overdose” deaths. This cause of death category includes both accidental and intentional overuse or abuse of illicit and/or therapeutic drugs and will be referred to as overdose deaths in the remainder of this report. After this, the four other leading causes of death were heart disease, 30, (19%), accidents excluding drug overdose, 17, (10%), mental and behavioral disorders due to use of alcohol – for the most part representing alcohol abuse, 14 (9%) and homicide, 7 (4%). These vary from the 5 leading causes of death in NYC in 2005 with heart disease (40%) as the leading cause, followed by cancer (23%), influenza and pneumonia, (5%), diabetes mellitus, 3% and cerebrovascular diseases, 3%.

**Figure 5**

**Five Leading Causes of Death Among Homeless Decedents, NYC, July 1, 2005-June 30, 2006**

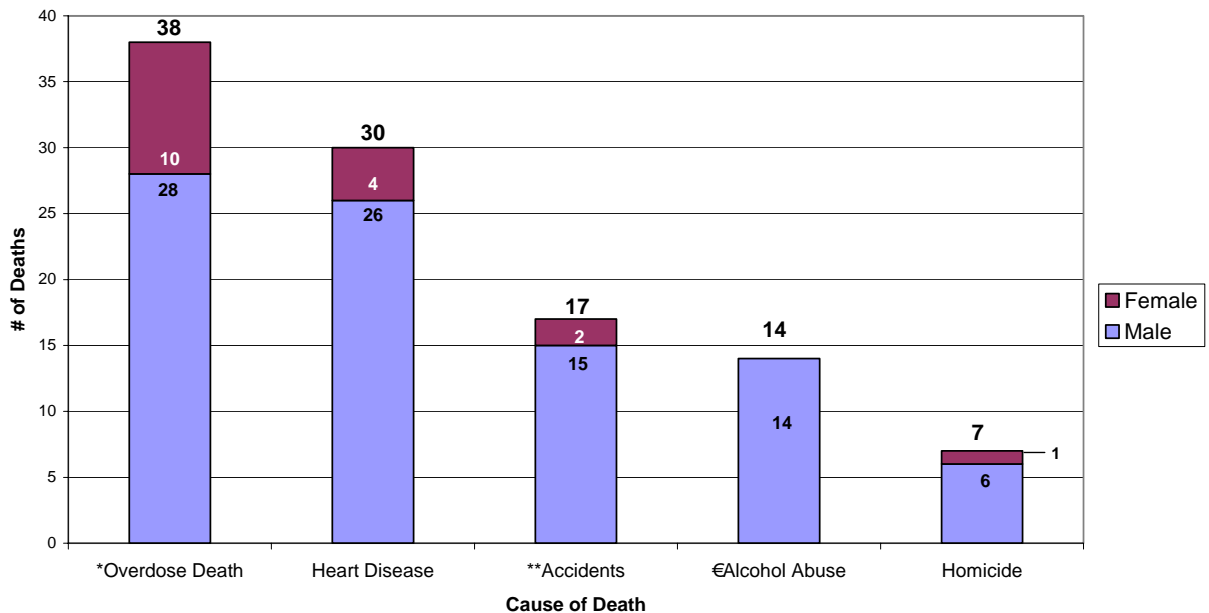


\*Mental and Behavioral Disorders Due to the Use of or Accidental Poisoning by Psychoactive Substances Excluding Alcohol and Tobacco  
 \*\*Excluding accidental drug overdose  
 €Mental and Behavioral Disorders due to Use of Alcohol

Among homeless male decedents, the rank order of leading causes of death was the same as the overall ranking (Figure 5). The leading cause of death among homeless female decedents was also overdose deaths with 10 (33%) deaths. After this, the four other leading causes among women were diabetes mellitus and heart diseases, with 4 deaths each followed by accidents excluding drug overdose and cancer with 2 deaths each.

**Figure 6**

**Gender Distribution within 5 Leading Causes of Death Among Homeless Decedents, NYC, July 1, 2005-June 30, 2006**



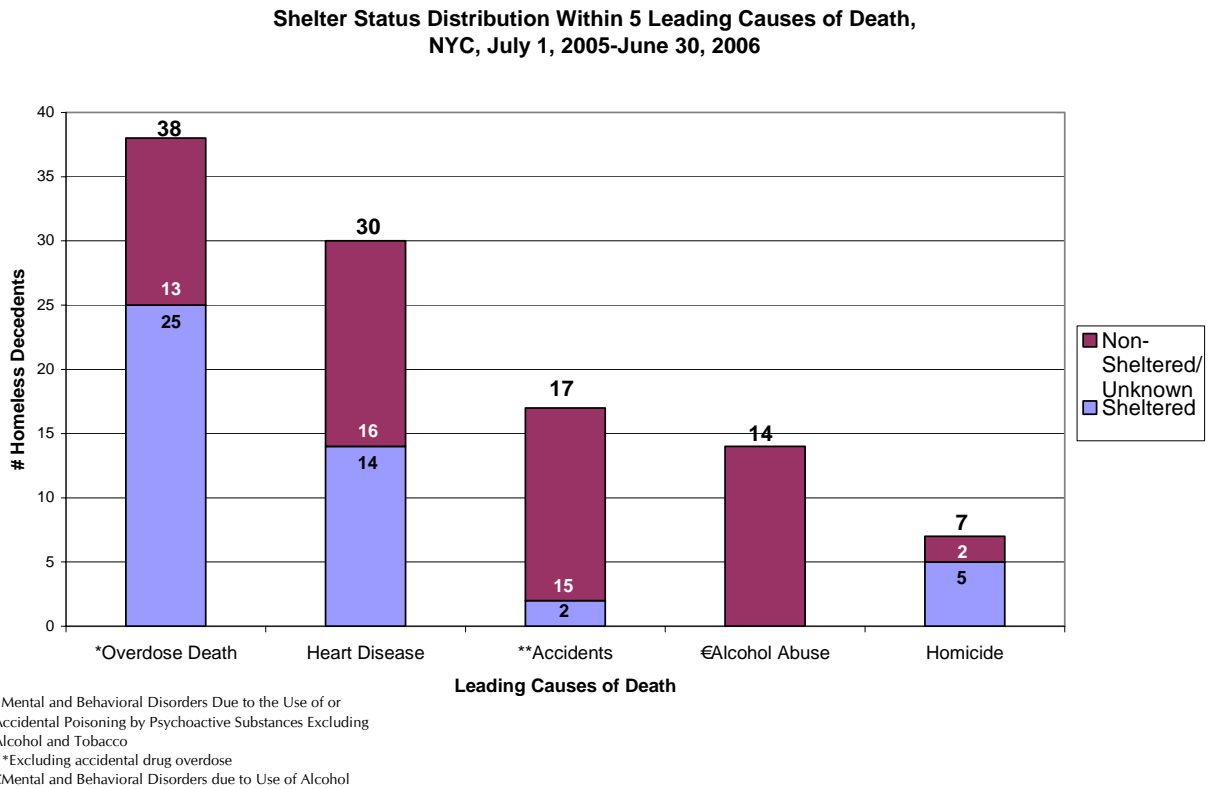
\*Mental and Behavioral Disorders Due to the Use of or Accidental Poisoning by Psychoactive Substances Excluding Alcohol and Tobacco

\*\*Excluding accidental drug overdose

€Mental and Behavioral Disorders due to Use of Alcohol



Figure 7



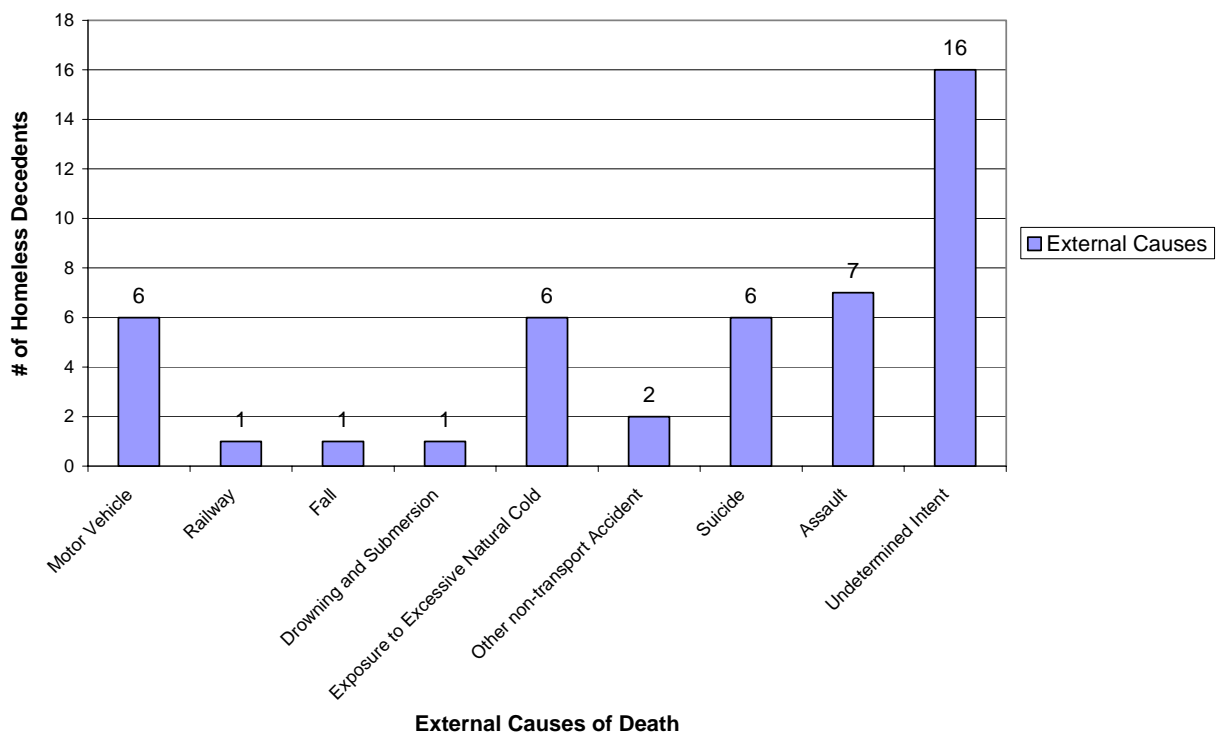
Leading causes of death varied by shelter status. Overdose deaths and homicide were more frequent among sheltered than non-sheltered homeless, and accidents (excluding accidental drug overdose and alcohol abuse) was more frequent among the non-sheltered (Figure 5).

*External Causes of Death among Homeless Persons*

Forty-six deaths among the homeless decedents were due to external causes. Seven were homicides, 6 were due to exposure to excessive natural cold, 6 due to motor vehicle accidents and 6 due to suicide. The remaining 5 were due to drowning, fall, railway and non-transport accidents. Sixteen others were deaths for which cause and intent could not be determined.

**Figure 8**

**External Causes of Death Among Homeless Decedents, NYC, July 1, 2005-June 30, 2006**



The six cold exposure deaths (5 male and 1 female) occurred between November 1, 2005 and February 1, 2006. These decedents were between the ages of 30 and 65. As with all external causes of death, all were investigated by OCME. None were sheltered; 5 were found dead in Brooklyn and 1 in Manhattan. Two were found at the same time and location - on a boardwalk, two were found in vacant lots, one was found on a park bench and one other was found near train tracks.

*Deaths Among Homeless Infants*

Fourteen (9%) homeless deaths were to infants, 10 male and 4 female. All were investigated by OCME. All but one of these infants was sheltered. This infant death was determined to be accidental. The infant was premature at 5 months, exposed to maternal cocaine and died soon after birth. Among the 13 sheltered infants, 3 were caused by sudden infant death syndrome, 1 was due to ingestion of medication for treatment of an upper respiratory infection, 1 was a premature infant with liver disease of unknown etiology; the causes of death of the 8 remaining could not be determined by the OCME. A review of the death records revealed that 7 had some history of co-sleeping with an adult, 1 was exposed to methadone via breast milk and 1 other had a history of recent respiratory and adenovirus infection. However, none of these was determined to be the cause of death.

**Comments**

The sharing of information among agencies has resulted in at least two initiatives: 1) an MOU between DHS and DOHMH enabling sharing of personal identifiers of homeless decedents and 2) enhanced communication among DHS, OCME and DOHMH during OCME investigations of presumptively homeless persons.

Quarterly reporting has informed us of homeless deaths to non-DHS clients occurring in the same location. This type of information may inform DHS of possible areas for intervention. Therefore, information on recent homeless decedents who may never have received DHS services may be very informative to DHS outreach staff. DOHMH and DHS have entered into a Memorandum of Understanding (MOU) to enable sharing of personal identifiers of homeless decedents. Going forward, these data will be compiled from OCME reports of homeless decedents and provided to DHS. This sharing will also enable DOHMH to ensure there is no duplication in case reports.

As of February, 2007, OCME Death Scene Investigators will be contacting DHS outreach teams directly to report the death of presumptively homeless persons. The OCME death scene investigators generally get to the scene within 1 hour of having been assigned the case. DHS outreach teams on call will meet OCME Death Scene Investigator at the location or view the body at the borough medical examiner's office, in order to: 1) assist in the identification of the decedent; 2) share any medical, psychological and/or social information on the decedent –possibly of great use to the medical examiner in determining the cause, nature and context of the death; and 3) survey the immediate area to see whether there are other homeless individuals who may be at high risk for exposure death. Incident reports pertaining to those decedents determined homeless will be included in quarterly case reports.

## Tables

**Table 1: Homeless Decedents by Agency, Shelter Status, OCME Investigation and Borough**

Table 1: Deaths of Homeless Persons By Shelter Residency Status and Borough of Death, Jul. 1, 2005 - Jun. 30, 2006	*Deaths Reported By OCME & DHS									**Deaths Reported By HRA		
	Total			Shelter Residency Status						Total	Shelter Residency Status	
	All	OCME	Non-OCME	Sheltered			Non-Sheltered /Unknown				Sheltered	Non-Sheltered /Unknown
				All	OCME	Non-OCME	All	OCME	Non-OCME			
Total	162	146	16	79	64	15	83	82	1	60	€60	0
Manhattan	74	66	8	33	25	8	41	41	0	38	38	0
Bronx	21	20	1	12	12	0	9	8	1	11	11	0
Brooklyn	44	43	1	19	18	1	25	25	0	7	7	0
Queens	17	14	3	12	9	3	5	5	0	1	1	0
Staten Island	3	3	0	0	0	0	3	3	0	0	0	0
NY State outside NYC	3	0	3	3	0	3	0	0	0	0	0	0
#Borough Unknown	0	0	0	0	0	0	0	0	0	3	3	0

\* All reported HPD deaths did not meet the LL63 definition for a homeless person "(iii) a residence operated by or on behalf of the department of housing preservation and development to the extent that such residence houses clients of the department of homeless services"; none were clients of DHS.

\*\*HRA homeless sheltered deaths are reported separately and should not be added to other homeless sheltered deaths as there may be duplication. To comply with Article 27-F of the New York state Public Health Law which prohibits disclosure of any information that could reasonably identify someone having an HIV related illness or AIDS, personal identifiers on HRA homeless deaths were not provided; hence corresponding death certificates could not be reviewed to determine whether deaths were also reported by OCME

€ All HRA deaths occurred to homeless placed in Single Room Occupancy (SRO). SROs are not considered homeless shelters by HRA, but they are included in this report because they are homeless shelter residents according to Local Law No. 63 of 2005 (codified at New York City Administrative Code Section 17-190) definitions #2 Homeless shelter residents and #3 Homeless shelters were classified as homeless sheltered residents. See: <http://webdocs.nycouncil.info/attachments/66681.htm>

#Borough of death was reported as "unknown" by HRA

**Table 2: Sheltered Homeless Decedents by Shelter Locations**

Table 2: Shelter locations of Sheltered Homeless Decedents by Borough and Community District of Shelter, Jul. 1, 2005 - Jun. 30, 2006		Deaths of Sheltered Homeless Persons Reported By OCME & DHS
	Total	79
Manhattan	Total	32
	Battery Park, Tribeca (01)	0
	Greenwich Village, SOHO (02)	0
	Lower East Side (03)	5
	Chelsea, Clinton (04)	3
	Midtown Buisness District (05)	0
	Murray Hill (06)	3
	Upper West Side (07)	4
	Upper East Side (08)	0
	Manhattanville (09)	4
	Central Harlem (10)	2
	East Harlem (11)	7
Washington Heights (12)	4	

<b>Table 2: Shelter locations of Sheltered Homeless Decedents by Borough and Community District of Shelter, Jul. 1, 2005 - Jun. 30, 2006</b>		<b>Deaths of Sheltered Homeless Persons Reported By OCME &amp; DHS</b>
Bronx	Total	13
	Mott Haven (01)	2
	Hunts Point (02)	1
	Morrisania (03)	2
	Concourse, Highbridge (04)	0
	University /Morris Heights (05)	3
	East Tremont (06)	1
	Fordham (07)	3
	Riverdale (08)	0
	Unionport, Soundview (09)	0
	Throgs Neck (10)	0
	Pelham Parkway (11)	0
	Williamsbridge (12)	1
Brooklyn	Total	20
	Williamsburg, Greenpoint (01)	5
	Fort Green, Brooklyn Heights (02)	2
	Bedford Stuyvesant (03)	1
	Bushwick (04)	2
	East New York (05)	1
	Park Slope (06)	0
	Sunset Park (07)	0
	Crown Heights North (08)	1
	Crown Heights South (09)	2
	Bay Ridge (10)	0
	Bensonhurst (11)	1
	Borough Park (12)	0
	Coney Island (13)	0
	Flatbush, Midwood (14)	0
	Sheepshead Bay (15)	0
	Brownsville (16)	5
	East Flatbush (17)	0
Canarsie (18)	0	

<b>Table 2: Shelter locations of Sheltered Homeless Decedents by Borough and Community District of Shelter, Jul. 1, 2005 - Jun. 30, 2006</b>		<b>Deaths of Sheltered Homeless Persons Reported By OCME &amp; DHS</b>
Queens	Total	9
	Astoria, Long Island City (01)	0
	Sunnyside, Woodside (02)	2
	Jackson Heights (03)	0
	Elmhurst, Corona (04)	0
	Ridgewood, Glendale (05)	0
	Rego Park, Forest Hills (06)	0
	Flushing (07)	0
	Fresh Meadows, Briarwood (08)	0
	Woodhaven (09)	0
	Howard Beach (10)	0
	Bayside (11)	1
	Jamaica, St. Albans (12)	4
	Queens Village (13)	2
The Rockaways (14)	0	
Staten Island	Total	0
	Port Richard (01)	0
	Willowbrook, South Beach (02)	0
	Tottenville (03)	0
*NY State outside NYC	Total	4
	Unknown Community District	4
Borough Unknown	Total	1

\*These NYC death occurred to DHS residents sheltered outside of New York City

**Tables 3a - b: Homeless Decedents by Locations of Death: Shelter, Hospital, Outdoors, Other**

Table 3a: Deaths of Homeless Persons By Shelter Residency Status Location, Borough, and Community District of Death, Jul. 1, 2005 - Jun. 30, 2006		Deaths Reported By OCME, DHS & HPD														
		Total					Shelter Residency Status									
							Sheltered					Non-Sheltered /Unknown				
		Location of Death					Location of Death					Location of Death				
Total	Shelter	Hospital	Outdoors	Other	Total	Shelter	Hospital	Outdoors	Other	Total	Shelter	Hospital	Outdoors	Other		
Total		162	21	76	44	21	79	21	50	5	3	83	0	26	39	18
Manhattan	Total	74	10	36	18	10	33	10	19	3	1	41	0	17	15	9
	Battery Park, Tribeca (01)	6	0	3	2	1	2	0	2	0	0	4	0	1	2	1
	Greenwich Village, SOHO (02)	10	0	7	3	0	2	0	1	1	0	8	0	6	2	0
	Lower East Side (03)	7	1	3	2	1	1	1	0	0	0	6	0	3	2	1
	Chelsea, Clinton (04)	3	2	0	0	1	2	2	0	0	0	1	0	0	0	1
	Midtown Business District (05)	5	0	0	3	2	0	0	0	0	0	5	0	0	3	2
	Murray Hill (06)	10	1	8	0	1	5	1	4	0	0	5	0	4	0	1
	Upper West Side (07)	1	0	0	1	0	0	0	0	0	0	1	0	0	1	0
	Upper East Side (08)	3	1	1	1	0	2	1	1	0	0	1	0	0	1	0
	Manhattanville (09)	9	3	6	0	0	8	3	5	0	0	1	0	1	0	0
	Central Harlem (10)	6	0	4	2	0	4	0	3	1	0	2	0	1	1	0
	East Harlem (11)	8	2	2	1	3	4	2	2	0	0	4	0	0	1	3
Washington Heights (12)	6	0	2	3	1	3	0	1	1	1	3	0	1	2	0	
Bronx	Total	21	5	9	6	1	12	5	7	0	0	9	0	2	6	1
	Mott Haven (01)	5	0	5	0	0	3	0	3	0	0	2	0	2	0	0
	Hunts Point (02)	1	0	0	1	0	0	0	0	0	0	1	0	0	1	0
	Morrisania (03)	2	2	0	0	0	2	2	0	0	0	0	0	0	0	0
	Concourse, Highbridge (04)	1	0	1	0	0	1	0	1	0	0	0	0	0	0	0
	University /Morris Heights (05)	1	1	0	0	0	1	1	0	0	0	0	0	0	0	0
	East Tremont (06)	2	0	1	1	0	1	0	1	0	0	1	0	0	1	0
	Fordham (07)	3	1	1	1	0	2	1	1	0	0	1	0	0	1	0
	Riverdale (08)	1	0	0	1	0	0	0	0	0	0	1	0	0	1	0
	Unionport, Soundview (09)	2	0	0	1	1	0	0	0	0	0	2	0	0	1	1
	Pelham Parkway (11)	1	0	0	1	0	0	0	0	0	0	1	0	0	1	0
	Williamsbridge (12)	2	1	1	0	0	2	1	1	0	0	0	0	0	0	0

Table 3a: Deaths of Homeless Persons By Shelter Residency Status Location, Borough, and Community District of Death, Jul. 1, 2005 - Jun. 30, 2006		Deaths Reported By OCME, DHS & HPD														
		Total Location of Death					Shelter Residency Status									
							Sheltered Location of Death					Non-Sheltered /Unknown Location of Death				
		Total	Shelter	Hospital	Outdoors	Other	Total	Shelter	Hospital	Outdoors	Other	Total	Shelter	Hospital	Outdoors	Other
Brooklyn	Total	44	4	16	18	6	19	4	13	1	1	25	0	3	17	5
	Williamsburg, Greenpoint (01)	6	2	0	4	0	2	2	0	0	0	4	0	0	4	0
	Fort Green, Brooklyn Heights (02)	4	1	1	2	0	3	1	1	1	0	1	0	0	1	0
	Bedford Stuyvesant (03)	7	0	5	1	1	4	0	4	0	0	3	0	1	1	1
	East New York (05)	2	0	0	2	0	0	0	0	0	0	2	0	0	2	0
	Park Slope (06)	2	0	1	0	1	0	0	0	0	0	2	0	1	0	1
	Sunset Park (07)	2	0	1	0	1	1	0	1	0	0	1	0	0	0	1
	Crown Heights North (08)	1	1	0	0	0	1	1	0	0	0	0	0	0	0	0
	Crown Heights South (09)	4	0	4	0	0	3	0	3	0	0	1	0	1	0	0
	Bay Ridge (10)	1	0	0	1	0	0	0	0	0	0	1	0	0	1	0
	Coney Island (13)	9	0	1	7	1	1	0	1	0	0	8	0	0	7	1
	Flatbush, Midwood (14)	1	0	0	1	0	0	0	0	0	0	1	0	0	1	0
	Brownsville (16)	1	0	0	0	1	0	0	0	0	0	1	0	0	0	1
	East Flatbush (17)	3	0	3	0	0	3	0	3	0	0	0	0	0	0	0
Unknown Community District	1	0	0	0	1	1	0	0	0	1	0	0	0	0	0	
Queens	Total	17	2	12	2	1	12	2	8	1	1	5	0	4	1	0
	Sunnyside, Woodside (02)	1	0	0	0	1	1	0	0	0	1	0	0	0	0	0
	Elmhurst, Corona (04)	7	1	5	1	0	4	1	3	0	0	3	0	2	1	0
	Fresh Meadows, Briarwood (08)	1	0	1	0	0	1	0	1	0	0	0	0	0	0	0
	Woodhaven (09)	2	0	2	0	0	1	0	1	0	0	1	0	1	0	0
	Howard Beach (10)	1	0	0	1	0	1	0	0	1	0	0	0	0	0	0
	Jamaica, St. Albans (12)	5	1	4	0	0	4	1	3	0	0	1	0	1	0	0
Staten Island	Total	3	0	0	0	3	0	0	0	0	0	3	0	0	0	3
	Unknown Community District	1	0	0	0	1	0	0	0	0	0	1	0	0	0	1
	Port Richard (01)	2	0	0	0	2	0	0	0	0	0	2	0	0	0	2
NY State outside NYC	Total	3	0	3	0	0	3	0	3	0	0	0	0	0	0	0



Table 3b: Deaths of Homeless Persons By Shelter Residency Status, Location, and Borough of Death, Jul. 1, 2005 - Jun. 30, 2006	*Deaths Reported By HRA				
	Sheltered				
	Total	Location of Death			
Shelter		Hospital	Other	**Unk.	
Total	60	15	29	1	15
Manhattan	38	8	21	1	8
Bronx	11	7	2	0	2
Brooklyn	7	0	6	0	1
Queens	1	0	0	0	1
**Borough Unknown	3	0	0	0	3

\*All HRA deaths occurred to homeless placed in Single Room Occupancy (SRO). While SROs are not homeless shelters, these decedents had been provided with temporary emergency housing and as such and according to Local Law No. 63 of 2005 (codified at New York City Administrative Code Section 17-190) definitions #2 Homeless shelter resident and #3 Homeless shelter were classified as homeless sheltered residents. See: <http://webdocs.nycouncil.info/attachments/66681.htm>

\*\*Borough of death was reported as "unknown" by HRA

**Tables 4a-b: Homeless Decedents by Age and Sex**

Table 4a: Deaths of Homeless Persons By Sex, Age, Borough and Community District of Death, Jul. 1, 2005 - Jun. 30, 2006		Deaths Reported By OCME, DHS & HPD																	
		Total						Male					Female						
		Age						Age					Age						
		Total	Inf.	1-24	25-44	45-64	>65	Total	Inf.	1-24	25-44	45-64	>65	Total	Inf.	1-24	25-44	45-64	>65
Total		162	14	4	46	85	13	132	10	2	40	68	12	30	4	2	6	17	1
Manhattan	Total	74	3	0	23	40	8	62	2	0	21	32	7	12	1	0	2	8	1
	Battery Park, Tribeca (01)	6	0	0	2	4	0	5	0	0	2	3	0	1	0	0	0	1	0
	Greenwich Village, SOHO (02)	10	0	0	3	4	3	10	0	0	3	4	3	0	0	0	0	0	0
	Lower East Side (03)	7	0	0	2	5	0	7	0	0	2	5	0	0	0	0	0	0	0
	Chelsea, Clinton (04)	3	0	0	1	2	0	2	0	0	0	2	0	1	0	0	1	0	0
	Midtown Business District (05)	5	0	0	1	4	0	5	0	0	1	4	0	0	0	0	0	0	0
	Murray Hill (06)	10	0	0	1	6	3	8	0	0	1	4	3	2	0	0	0	2	0
	Upper West Side (07)	1	0	0	0	1	0	1	0	0	0	1	0	0	0	0	0	0	0
	Upper East Side (08)	3	0	0	0	3	0	3	0	0	0	3	0	0	0	0	0	0	0
	Manhattanville (09)	9	3	0	1	4	1	3	2	0	0	1	0	6	1	0	1	3	1
	Central Harlem (10)	6	0	0	5	1	0	6	0	0	5	1	0	0	0	0	0	0	0
	East Harlem (11)	8	0	0	4	4	0	6	0	0	4	2	0	2	0	0	0	2	0
	Washington Heights (12)	6	0	0	3	2	1	6	0	0	3	2	1	0	0	0	0	0	0

Table 4a: Deaths of Homeless Persons By Sex, Age, Borough and Community District of Death, Jul. 1, 2005 - Jun. 30, 2006		Deaths Reported By OCME, DHS & HPD																		
		Total						Male					Female							
		Total	Age					Total	Age					Total	Age					
			Inf.	1-24	25-44	45-64	>65		Inf.	1-24	25-44	45-64	>65		Inf.	1-24	25-44	45-64	>65	
Bronx	Total	21	4	1	6	9	1	15	3	1	1	5	5	1	6	1	0	1	4	0
	Mott Haven (01)	5	2	0	1	1	1	3	1	0	1	0	1	1	2	1	0	0	1	0
	Hunts Point (02)	1	0	0	1	0	0	1	0	0	1	0	0	0	0	0	0	0	0	0
	Morrisania (03)	2	0	0	1	1	0	0	0	0	0	0	0	0	2	0	0	1	1	0
	Concourse, Highbridge (04)	1	0	0	0	1	0	0	0	0	0	0	0	1	0	0	0	0	1	0
	University /Morris Heights (05)	1	1	0	0	0	0	1	1	0	0	0	0	0	0	0	0	0	0	0
	East Tremont (06)	2	0	0	2	0	0	2	0	0	2	0	0	0	0	0	0	0	0	0
	Fordham (07)	3	0	1	0	2	0	2	0	1	0	1	0	1	0	0	0	0	1	0
	Riverdale (08)	1	0	0	0	1	0	1	0	0	0	1	0	0	0	0	0	0	0	0
	Unionport, Soundview (09)	2	0	0	1	1	0	2	0	0	1	1	0	0	0	0	0	0	0	0
	Throgs Neck (10)	0	0	0	0	0	0	0	0	0	0	0	0	0	0	0	0	0	0	0
	Pelham Parkway (11)	1	0	0	0	1	0	1	0	0	0	1	0	0	0	0	0	0	0	0
	Williamsbridge (12)	2	1	0	0	1	0	2	1	0	0	1	0	0	0	0	0	0	0	0
Brooklyn	Total	44	1	3	12	27	1	36	1	1	10	23	1	8	0	2	2	4	0	
	Williamsburg, Greenpoint (01)	6	0	0	2	4	0	6	0	0	2	4	0	0	0	0	0	0	0	0
	Fort Green, Brooklyn Heights (02)	4	0	0	2	2	0	3	0	0	1	2	0	1	0	0	1	0	0	
	Bedford Stuyvesant (03)	7	1	1	2	2	1	5	1	0	2	1	1	2	0	1	0	1	0	
	Bushwick (04)	0	0	0	0	0	0	0	0	0	0	0	0	0	0	0	0	0	0	
	East New York (05)	2	0	0	1	1	0	2	0	0	1	1	0	0	0	0	0	0	0	
	Park Slope (06)	2	0	0	0	2	0	2	0	0	0	2	0	0	0	0	0	0	0	
	Sunset Park (07)	2	0	0	1	1	0	2	0	0	1	1	0	0	0	0	0	0	0	
	Crown Heights North (08)	1	0	0	0	1	0	1	0	0	0	1	0	0	0	0	0	0	0	
	Crown Heights South (09)	4	0	1	0	3	0	3	0	1	0	2	0	1	0	0	0	1	0	
	Bay Ridge (10)	1	0	0	0	1	0	1	0	0	0	1	0	0	0	0	0	0	0	
	Bensonhurst (11)	0	0	0	0	0	0	0	0	0	0	0	0	0	0	0	0	0	0	
	Borough Park (12)	0	0	0	0	0	0	0	0	0	0	0	0	0	0	0	0	0	0	
	Coney Island (13)	9	0	0	3	6	0	9	0	0	3	6	0	0	0	0	0	0	0	
	Flatbush, Midwood (14)	1	0	0	0	1	0	0	0	0	0	0	0	1	0	0	0	1	0	
	Sheepshead Bay (15)	0	0	0	0	0	0	0	0	0	0	0	0	0	0	0	0	0	0	
	Brownsville (16)	1	0	1	0	0	0	0	0	0	0	0	0	1	0	1	0	0	0	
	East Flatbush (17)	3	0	0	1	2	0	2	0	0	0	2	0	1	0	0	1	0	0	
	Canarsie (18)	0	0	0	0	0	0	0	0	0	0	0	0	0	0	0	0	0	0	
	Unknown Community District	1	0	0	0	1	0	0	0	0	0	0	0	1	0	0	0	1	0	

Table 4a: Deaths of Homeless Persons By Sex, Age, Borough and Community District of Death, Jul. 1, 2005 - Jun. 30, 2006		Deaths Reported By OCME, DHS & HPD																	
		Total						Male						Female					
		Age						Age						Age					
		Total	Inf.	1-24	25-44	45-64	>65	Total	Inf.	1-24	25-44	45-64	>65	Total	Inf.	1-24	25-44	45-64	>65
Queens	Total	17	6	0	4	7	0	14	4	0	4	6	0	3	2	0	0	1	0
	Astoria, Long Island City (01)	0	0	0	0	0	0	0	0	0	0	0	0	0	0	0	0	0	0
	Sunnyside, Woodside (02)	1	0	0	0	1	0	0	0	0	0	0	0	1	0	0	0	1	0
	Jackson Heights (03)	0	0	0	0	0	0	0	0	0	0	0	0	0	0	0	0	0	0
	Elmhurst, Corona (04)	7	0	0	2	5	0	7	0	0	2	5	0	0	0	0	0	0	0
	Ridgewood, Glendale (05)	0	0	0	0	0	0	0	0	0	0	0	0	0	0	0	0	0	0
	Rego Park, Forest Hills (06)	0	0	0	0	0	0	0	0	0	0	0	0	0	0	0	0	0	0
	Flushing (07)	0	0	0	0	0	0	0	0	0	0	0	0	0	0	0	0	0	0
	Fresh Meadows, Briarwood (08)	1	1	0	0	0	0	0	0	0	0	0	0	1	1	0	0	0	0
	Woodhaven (09)	2	1	0	1	0	0	1	0	0	1	0	0	1	1	0	0	0	0
	Howard Beach (10)	1	0	0	0	1	0	1	0	0	0	1	0	0	0	0	0	0	0
	Bayside (11)	0	0	0	0	0	0	0	0	0	0	0	0	0	0	0	0	0	0
	Jamaica, St. Albans (12)	5	4	0	1	0	0	5	4	0	1	0	0	0	0	0	0	0	0
	Queens Village (13)	0	0	0	0	0	0	0	0	0	0	0	0	0	0	0	0	0	0
	The Rockaways (14)	0	0	0	0	0	0	0	0	0	0	0	0	0	0	0	0	0	0
Staten Island	Total	3	0	0	1	1	1	2	0	0	0	1	1	1	0	0	1	0	0
	Unknown Community District	1	0	0	0	0	1	1	0	0	0	0	1	0	0	0	0	0	0
	Port Richard (01)	2	0	0	1	1	0	1	0	0	0	1	0	1	0	0	1	0	0
	Willowbrook, South Beach (02)	0	0	0	0	0	0	0	0	0	0	0	0	0	0	0	0	0	0
	Tottenville (03)	0	0	0	0	0	0	0	0	0	0	0	0	0	0	0	0	0	0
NY State outside NYC	Total	3	0	0	0	1	2	3	0	0	0	1	2	0	0	0	0	0	0

Table 4b: Deaths of Homeless Persons By Sex, Age and Borough of Death, Jul. 1, 2005 - Jun. 30, 2006		Deaths Reported By HRA																	
		Total						Male						Female					
		Age						Age						Age					
		Total	Inf.	1-24	25-44	45-64	>65	Total	Inf.	1-24	25-44	45-64	>65	Total	Inf.	1-24	25-44	45-64	>65
Total	60	0	0	18	42	0	46	0	0	11	35	0	14	0	0	7	7	0	
Manhattan	38	0	0	10	28	0	31	0	0	6	25	0	7	0	0	4	3	0	
Bronx	11	0	0	3	8	0	9	0	0	3	6	0	2	0	0	0	2	0	
Brooklyn	7	0	0	3	4	0	3	0	0	0	3	0	4	0	0	3	1	0	
Queens	1	0	0	0	1	0	0	0	0	0	0	0	1	0	0	0	1	0	
Staten Island	0	0	0	0	0	0	0	0	0	0	0	0	0	0	0	0	0	0	
*Borough Unknown	3	0	0	2	1	0	3	0	0	2	1	0	0	0	0	0	0	0	

\* Borough of death was reported as "unknown" by HRA

**Tables 5 a-c Leading Causes of Death**

<b>Table 5a: Deaths of Homeless Persons By Leading Cause and Gender Jul. 1, 2005 - Jun. 30, 2006</b>		All	Percent	Males	Percent	Females	Percent
	All	162	100.0%	132	81.5%	30	18.5%
Rank	CAUSE						
1	*Overdose Death	38	23.5%	28	73.7%	10	26.3%
2	Heart Disease	30	18.5%	26	86.7%	4	13.3%
3	Accidents Except Drug Poisoning	17	10.5%	15	88.2%	2	11.8%
4	**Alcohol Abuse	14	8.6%	14	100.0%	0	0.0%
5	Homicide	7	4.3%	6	85.7%	1	14.3%
6	Diabetes Mellitus	6	3.7%	2	33.3%	4	66.7%
	Suicide	6	3.7%	5	83.3%	1	16.7%
8	Cancer	4	2.5%	2	50.0%	2	50.0%
9	Chronic Liver Disease and Cirrhosis	2	1.2%	2	100.0%	0	0.0%
	Chronic Lower Respiratory Diseases	2	1.2%	1	50.0%	1	50.0%
	Influenza and Pneumonia	2	1.2%	2	100.0%	0	0.0%
-	All Other Causes	34	21.0%	29	85.3%	5	14.7%

\*Mental and Behavioral Disorders Due to the Use of or Accidental Poisoning by Psychoactive Substances Excluding Alcohol and Tobacco

\*\*Mental and Behavioral Disorders due to the Use of Alcohol

<b>Table 5b: Deaths of Homeless Persons By Leading Cause and Shelter Status Jul. 1, 2005 - Jun. 30, 2006</b>		All	Percent	Sheltered	Percent	Non-Sheltered /Unknown	Percent
	All	162	100.0%	79	48.8%	83	51.2%
Rank	CAUSE						
1	*Overdose Death	38	23.5%	25	65.8%	13	34.2%
2	Heart Disease	30	18.5%	14	46.7%	16	53.3%
3	Accidents Except Drug Poisoning	17	10.5%	2	11.8%	15	88.2%
4	Alcohol Abuse	14	8.6%	0	0.0%	14	100.0%
5	Homicide	7	4.3%	5	71.4%	2	28.6%
6	Diabetes Mellitus	6	3.7%	2	33.3%	4	66.7%
	Suicide	6	3.7%	3	50.0%	3	50.0%
8	Cancer	4	2.5%	3	75.0%	1	25.0%
9	Chronic Liver Disease and Cirrhosis	2	1.2%	0	0.0%	2	100.0%
	Chronic Lower Respiratory Diseases	2	1.2%	2	100.0%	0	0.0%
	Influenza and Pneumonia	2	1.2%	1	50.0%	1	50.0%
-	All Other Causes	34	21.0%	22	64.7%	12	35.3%

\*Mental and Behavioral Disorders Due to the Use of or Accidental Poisoning by Psychoactive Substances Excluding Alcohol and Tobacco

\*\* Mental and Behavioral Disorders due to the Use of Alcohol

<b>Table 5c: Deaths of Homeless Persons</b>			
<b>By External Causes of Death and Gender</b>			
<b>Ju1. 1, 2005 - Jun. 30, 2006</b>			
	All	Male	Female
All	46	41	5
Motor Vehicle	6	6	0
Railway	1	1	0
Fall	1	1	0
Drowning and Submersion	1	1	0
Exposure to Excessive Natural Cold	6	5	1
Other non-transport Accident	2	1	1
Suicide	6	5	1
Homicide	7	6	1
Undetermined Intent	16	15	1