

DAILY REPORT

5/7/2021

(Data from Thursday, May 06, 2021)

SINGLE ADULTS	
Drop-in Center Clients Served	310
Drop-in Center Overnight Census	105
Faith Bed Census	25
Outreach Contacts	387
Outreach Placements	9
Safe Haven Utilization	1083
Veterans In Short-term Housing	202
Criminal Justice Short-term Housing	97

(4 of 6 sites reported)
 (4 of 6 sites reported)
 (4 of 6 sites reported)

FAMILY INTAKE	
Families Requesting Temporary Housing at PATH	108
Adult Families Requesting Temporary Housing at AFIC	17
Families Placed in Overnight Accommodations	0
Families w/children at PATH Overnight (pre 10PM)	0

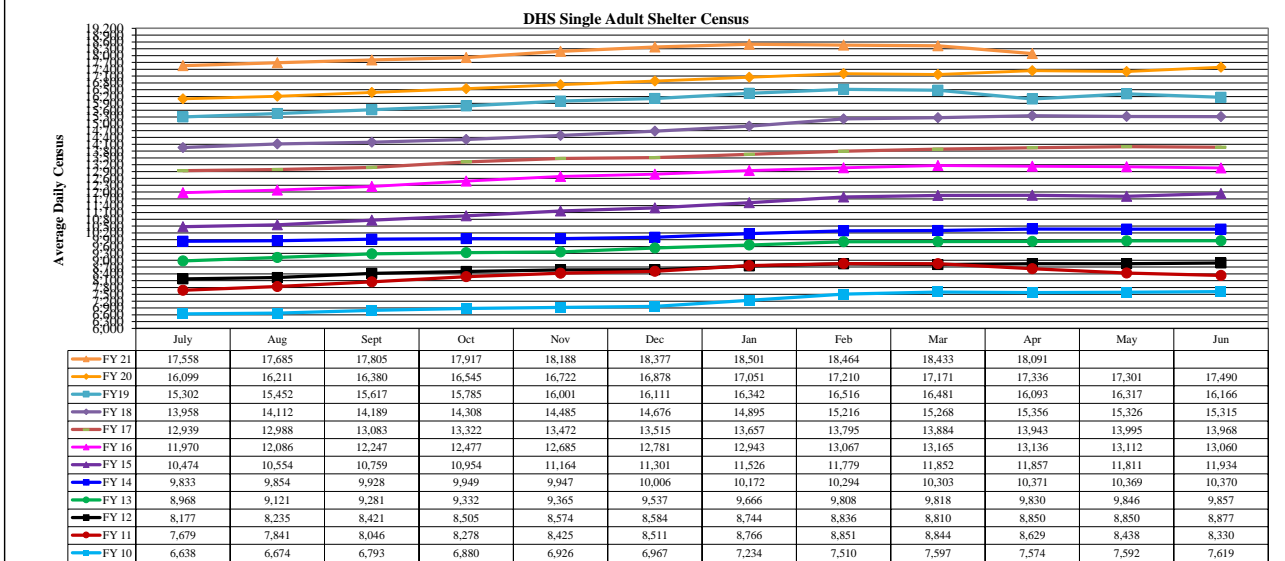
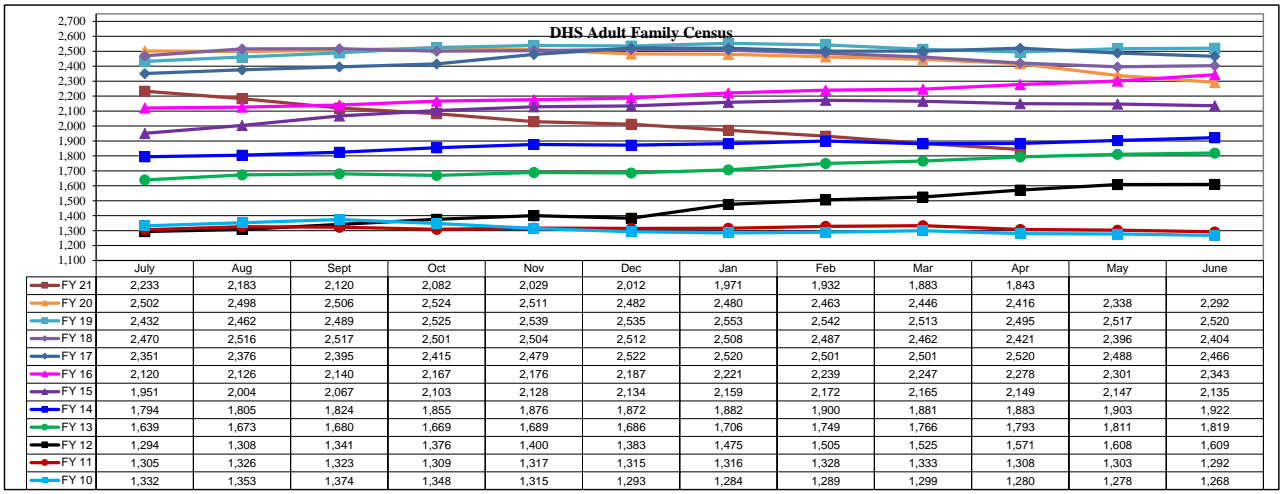
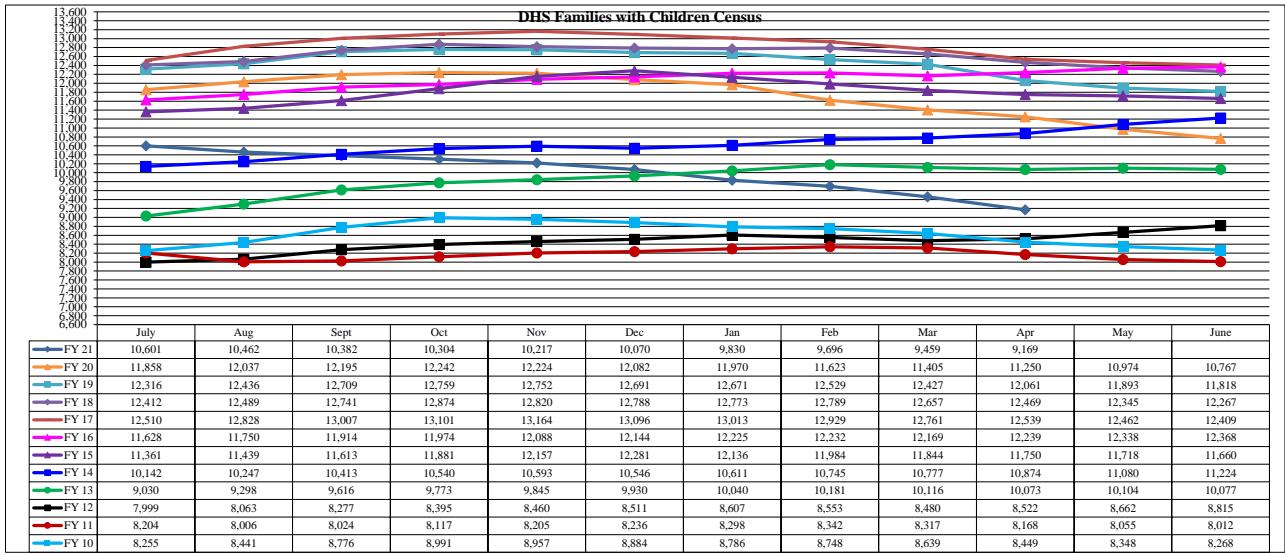
TOTAL SHELTER CENSUS	
Adults	33,560
Children	15,587
Total Individuals	49,147

SINGLE ADULTS	
Men	13,551
Women	4,389
Total Single Adults	17,940

FAMILIES WITH CHILDREN	
Families	8,985
Adults	11,828
Children	15,587
Individuals	27,415

ADULT FAMILIES CENSUS	
Families	1,803
Individuals (Adults)	3,792

x



*Due to data conversion the average monthly census for December 2011 and January 2012 for Families with Children and Adult Families is based upon data for a partial month.