

DAILY REPORT

5/11/2023

(Data from Wednesday, May 10, 2023)

| SINGLE ADULTS | |
|---|------|
| Drop-in Center Clients Served | 376 |
| Drop-in Center Overnight Census | 165 |
| Faith Bed Census | 33 |
| Outreach Contacts | 409 |
| Outreach Placements | 52 |
| Safe Haven Utilization | 1547 |
| Veterans In Short-term Housing | 140 |
| Criminal Justice Short-term Housing (Note: This count is also included in the TOTAL SHELTER CENSUS) | 170 |

5 of 7 sites reporting
 5 of 7 sites reporting
 5 of 7 sites reporting

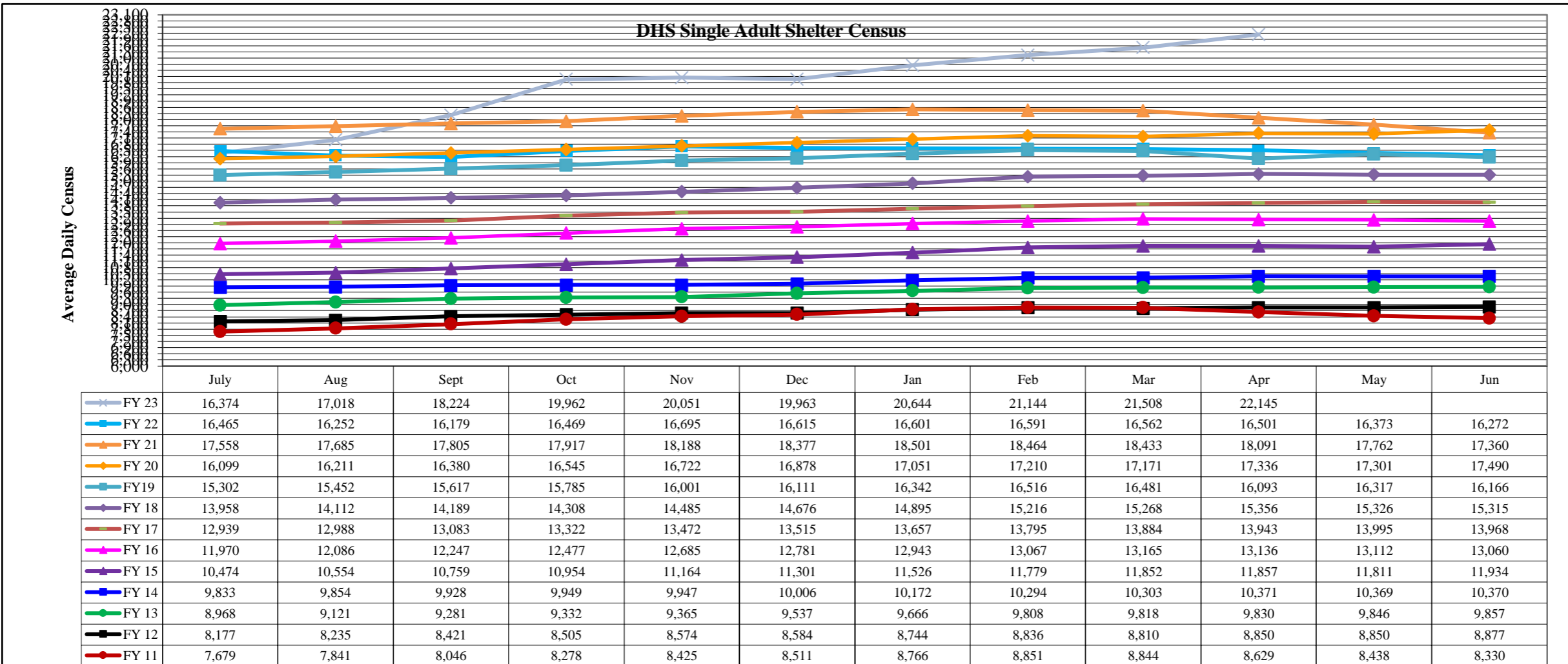
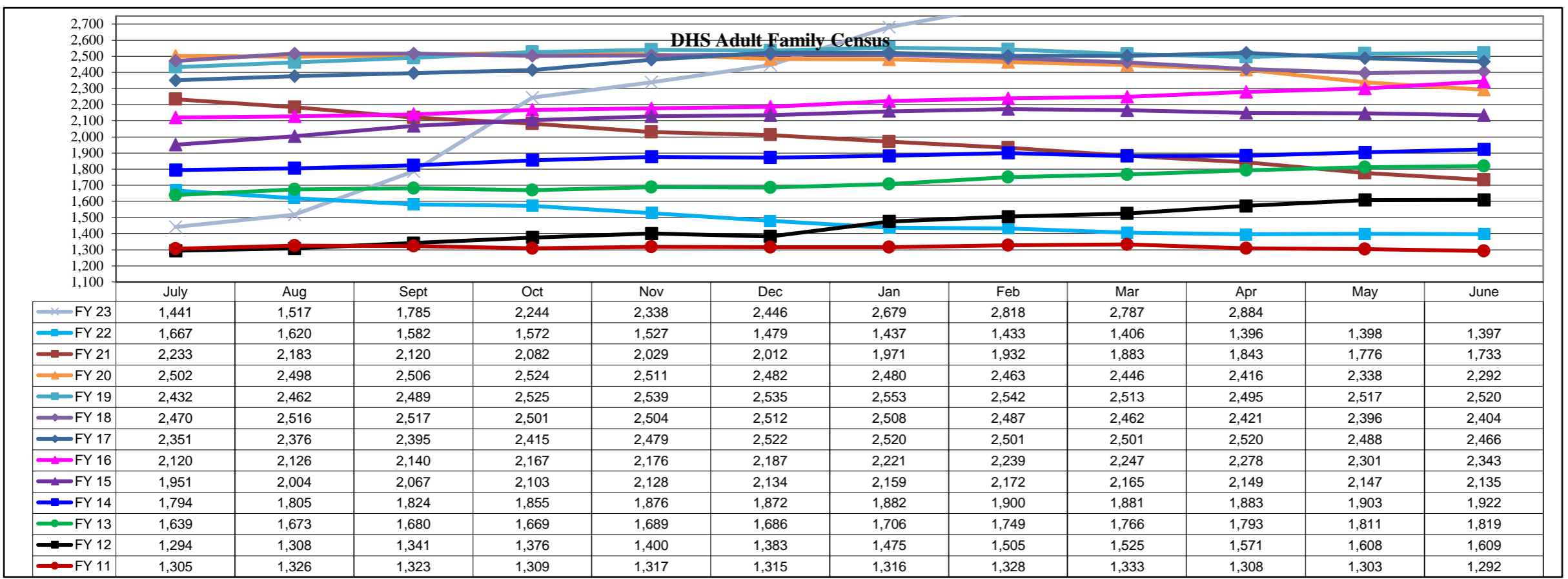
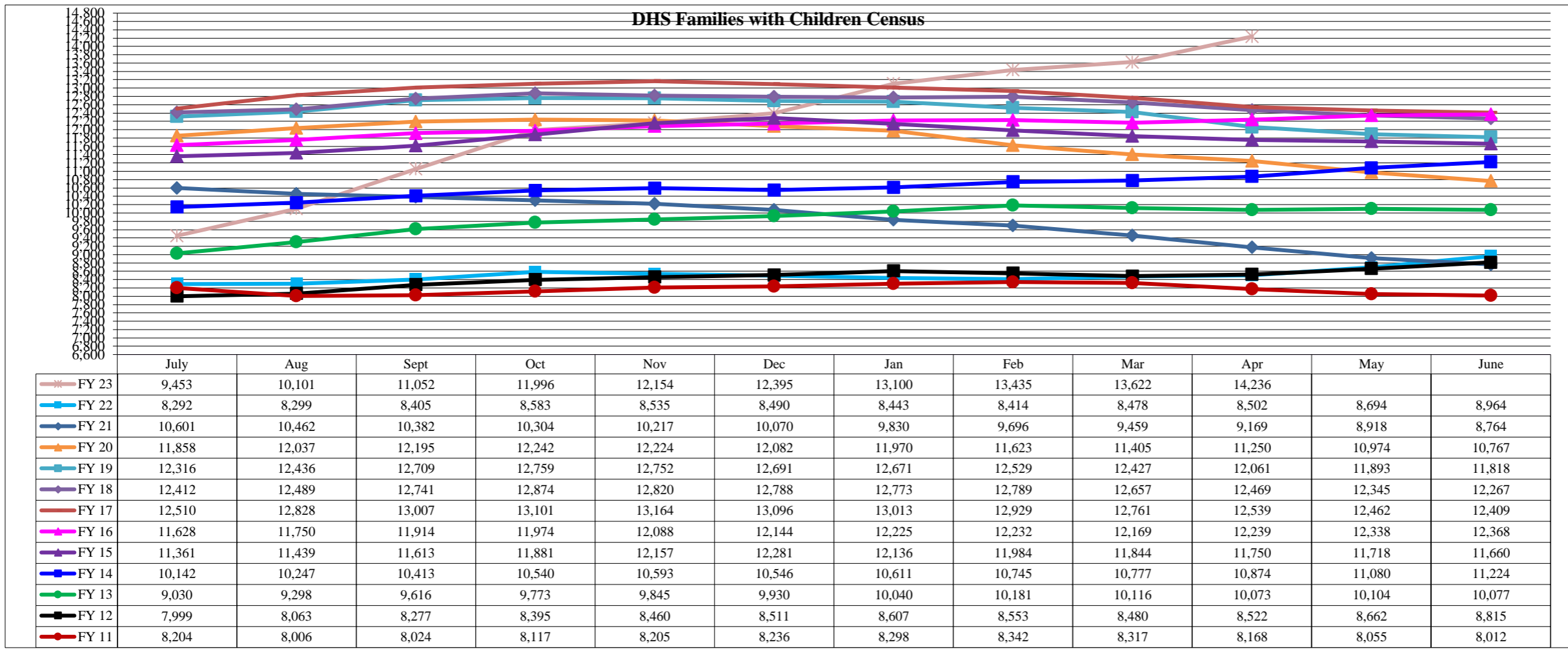
| FAMILY INTAKE | |
|---|-----|
| Families with Children Requesting Temporary Housing | 200 |
| Adult Families Requesting Temporary Housing | 54 |
| Families Placed in Overnight Accommodations | 0 |
| Families w/children at PATH Overnight (pre 10PM) | 0 |

| TOTAL SHELTER CENSUS | |
|--------------------------|---------------|
| Adults | 53,102 |
| Children | 26,013 |
| Total Individuals | 79,115 |

| SINGLE ADULTS | |
|----------------------------|---------------|
| Men | 18,202 |
| Women | 4,617 |
| Total Single Adults | 22,819 |

| FAMILIES WITH CHILDREN | |
|------------------------|---------------|
| Families | 15,266 |
| Adults | 23,921 |
| Children | 26,013 |
| Individuals | 49,934 |

| ADULT FAMILIES CENSUS | |
|-----------------------------|--------------|
| Families | 3,004 |
| Individuals (Adults) | 6,362 |



*Due to data conversion the average monthly census for December 2011 and January 2012 for Families with Children and Adult Families is based upon data for a partial month.