

**DAILY REPORT**

1/27/2020

(Data from Sunday, January 26, 2020)

SINGLE ADULTS	
Drop-in Center Clients Served	653
Drop-in Center Overnight Census	268
Faith Bed Census	145
Outreach Contacts	247
Outreach Placements	11
Safe Haven Utilization	1069
Veterans In Short-term Housing	254
Criminal Justice Short-term Housing	215

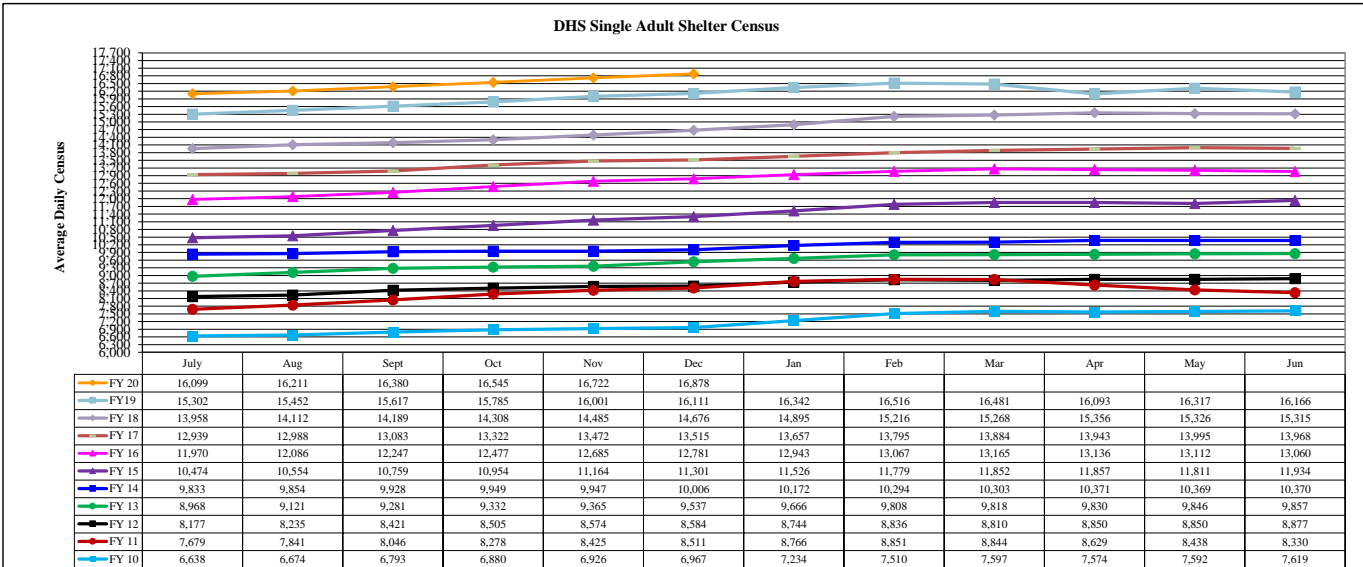
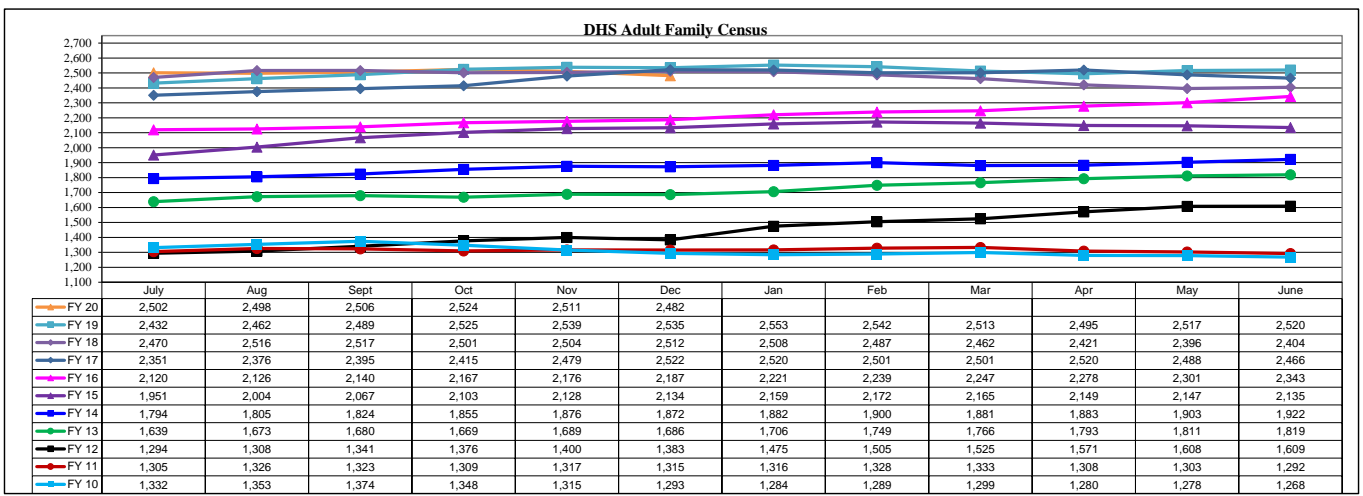
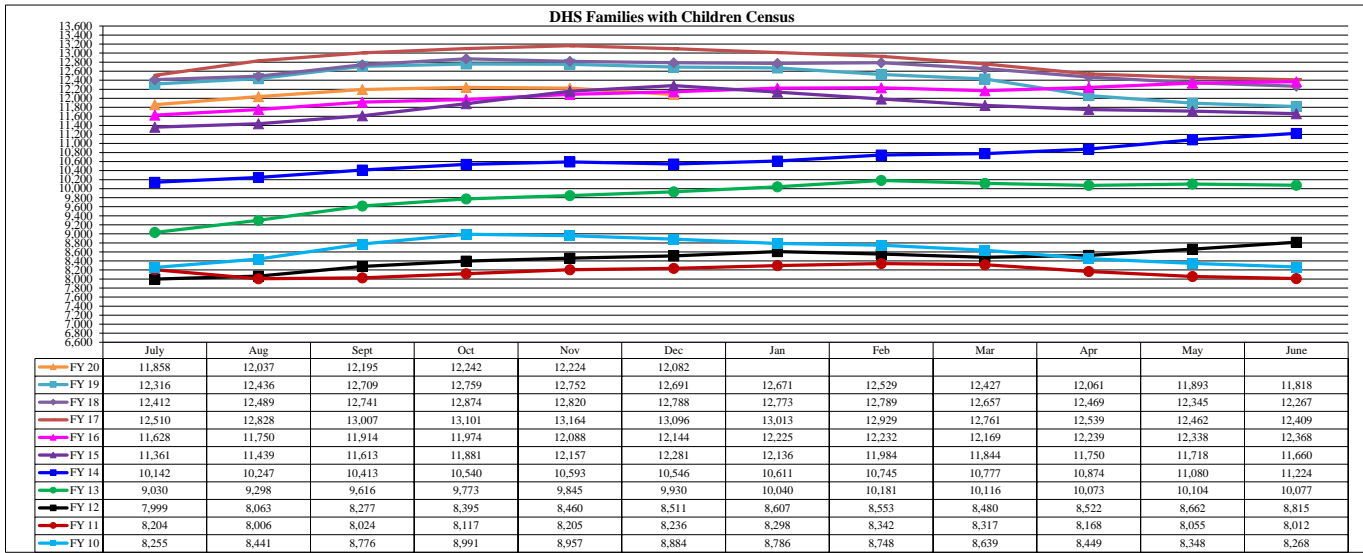
FAMILY INTAKE	
Families Requesting Temporary Housing at PATH	79
Adult Families Requesting Temporary Housing at AFIC	19
Families Placed in Overnight Accommodations	0
Families w/children at PATH Overnight (pre 10PM)	0

TOTAL SHELTER CENSUS	
Adults	38,431
Children	21,372
<b>Total Individuals</b>	<b>59,803</b>

SINGLE ADULT SHELTER CENSUS	
Men	12,482
Women	4,721
<b>Total Single Adults</b>	<b>17,203</b>

FAMILIES WITH CHILDREN CENSUS	
<b>Families</b>	11,957
Adults	16,034
Children	21,372
<b>Individuals</b>	<b>37,406</b>

ADULT FAMILIES CENSUS	
<b>Families</b>	2,467
<b>Individuals (Adults)</b>	<b>5,194</b>



\*Due to data conversion the average monthly census for December 2011 and January 2012 for Families with Children and Adult Families is based upon data for a partial month.