

**DAILY REPORT**

4/10/2020

CB

(Data from Thursday, April 09, 2020)

Code Blue

SINGLE ADULTS	
Drop-in Center Clients Served	590
Drop-in Center Overnight Census	222
Faith Bed Census	49
Outreach Contacts	215
Outreach Placements	17
Safe Haven Utilization	1047
Veterans In Short-term Housing	243
Criminal Justice Short-term Housing	204

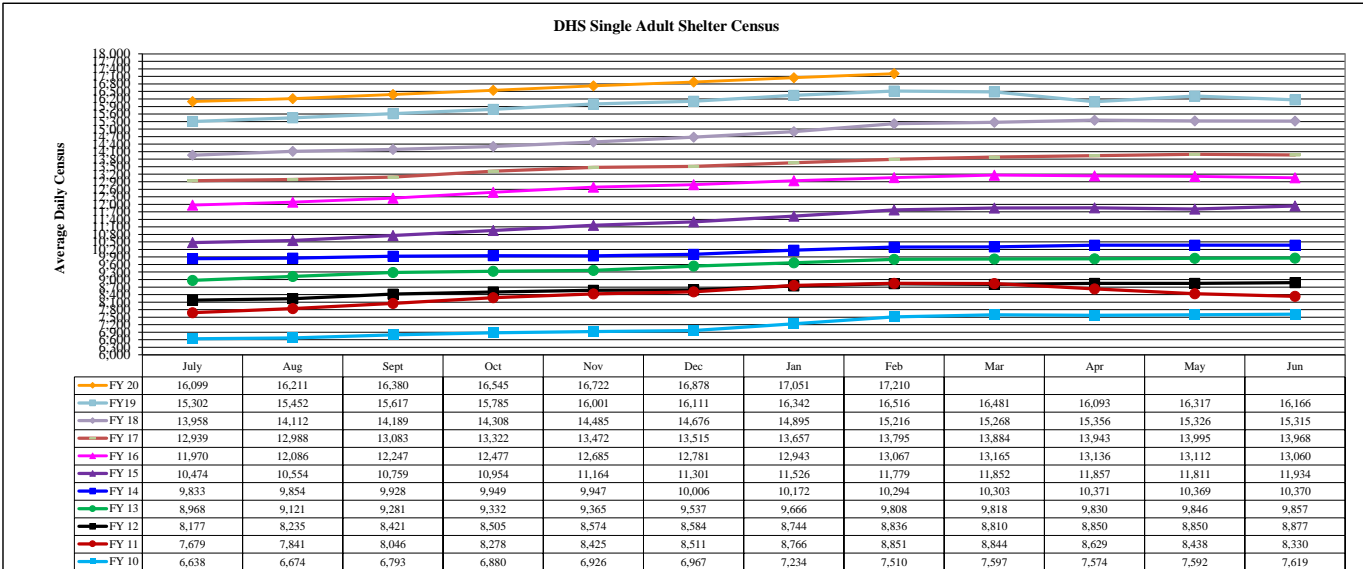
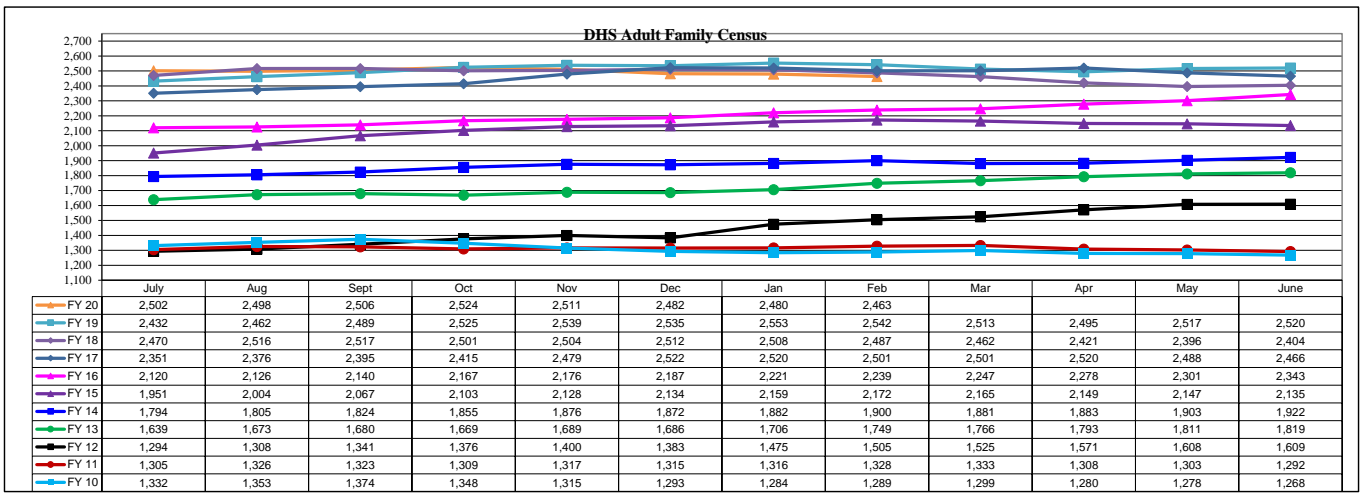
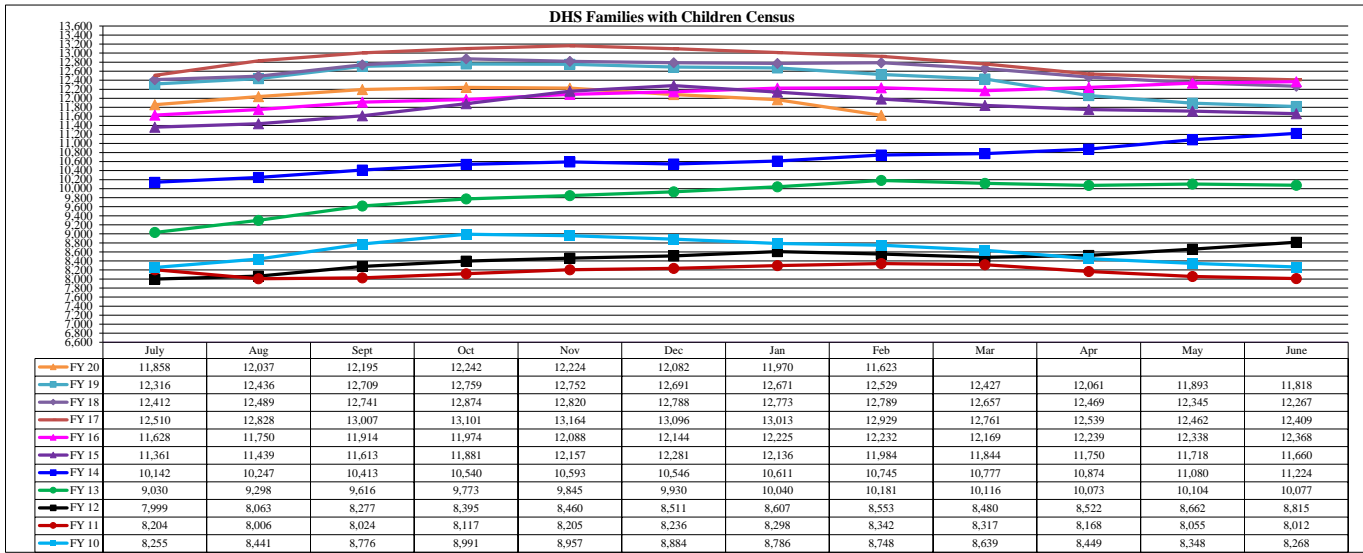
FAMILY INTAKE	
Families Requesting Temporary Housing at PATH	53
Adult Families Requesting Temporary Housing at AFIC	19
Families Placed in Overnight Accommodations	0
Families w/children at PATH Overnight (pre 10PM)	0

TOTAL SHELTER CENSUS	
Adults	37,621
Children	20,221
<b>Total Individuals</b>	<b>57,842</b>

SINGLE ADULT SHELTER CENSUS	
Men	12,692
Women	4,633
<b>Total Single Adults</b>	<b>17,325</b>

FAMILIES WITH CHILDREN CENSUS	
<b>Families</b>	11,329
Adults	15,175
Children	20,221
<b>Individuals</b>	<b>35,396</b>

ADULT FAMILIES CENSUS	
<b>Families</b>	2,433
<b>Individuals (Adults)</b>	<b>5,121</b>



\*Due to data conversion the average monthly census for December 2011 and January 2012 for Families with Children and Adult Families is based upon data for a partial month.