

**DAILY REPORT**

3/31/2021

(Data from Tuesday, March 30, 2021)

SINGLE ADULTS	
Drop-in Center Clients Served	432
Drop-in Center Overnight Census	142
Faith Bed Census	0
Outreach Contacts	420
Outreach Placements	14
Safe Haven Utilization	1137
Veterans In Short-term Housing	201
Criminal Justice Short-term Housing	93

Incomplete (5/6)  
 Incomplete (5/6)  
 Incomplete (5/6)

FAMILY INTAKE	
Families Requesting Temporary Housing at PATH	83
Adult Families Requesting Temporary Housing at AFIC	15
Families Placed in Overnight Accommodations	0
Families w/children at PATH Overnight (pre 10PM)	0

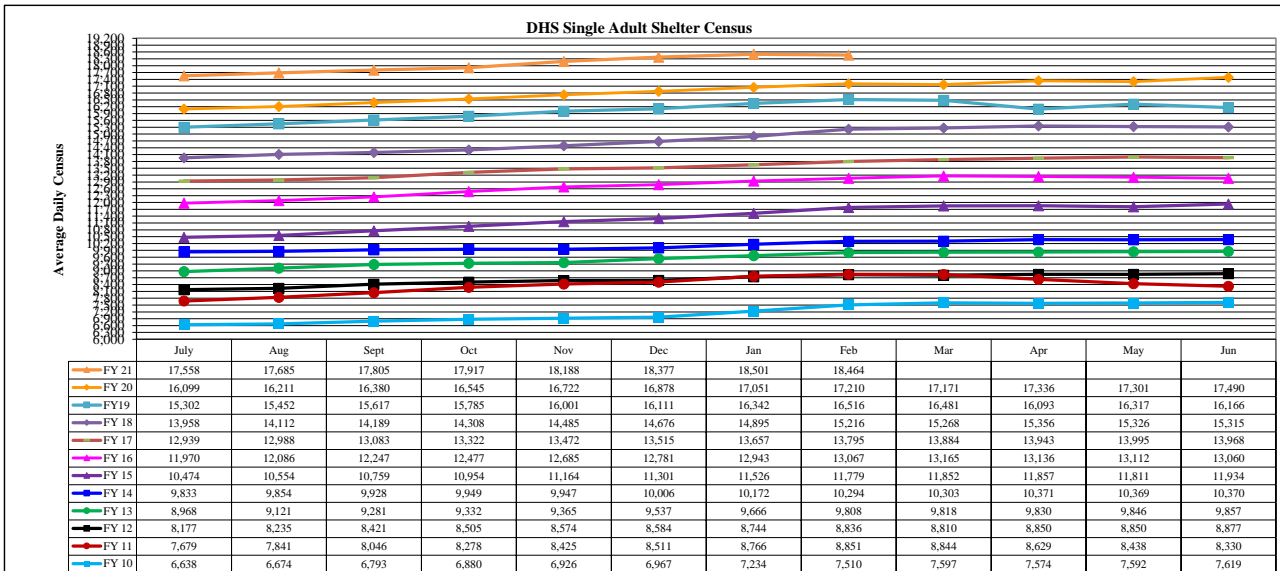
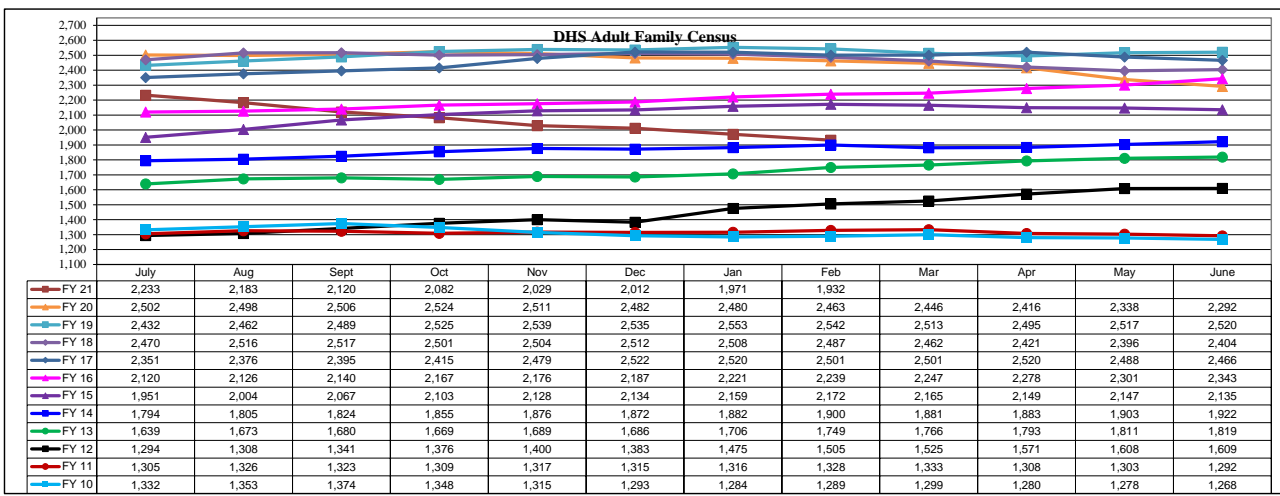
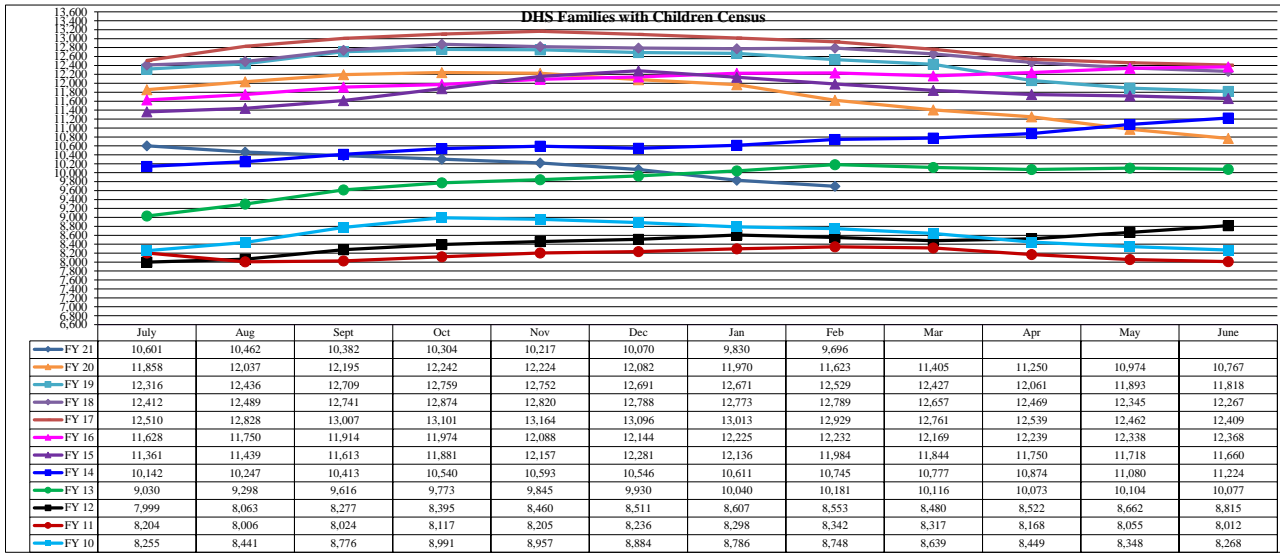
TOTAL SHELTER CENSUS	
Adults	34,525
Children	16,227
<b>Total Individuals</b>	<b>50,752</b>

SINGLE ADULTS	
Men	13,820
Women	4,468
<b>Total Single Adults</b>	<b>18,288</b>

FAMILIES WITH CHILDREN	
Families	9,319
Adults	12,303
Children	16,227
<b>Individuals</b>	<b>28,530</b>

ADULT FAMILIES CENSUS	
Families	1,861
<b>Individuals (Adults)</b>	<b>3,934</b>

x



\*Due to data conversion the average monthly census for December 2011 and January 2012 for Families with Children and Adult Families is based upon data for a partial month.