

**DAILY REPORT**

10/14/2020

(Data from Tuesday, October 13, 2020)

SINGLE ADULTS	
Drop-in Center Clients Served	443
Drop-in Center Overnight Census	158
Faith Bed Census	36
Outreach Contacts	291
Outreach Placements	13
Safe Haven Utilization	1094
Veterans In Short-term Housing	226
Criminal Justice Short-term Housing	115

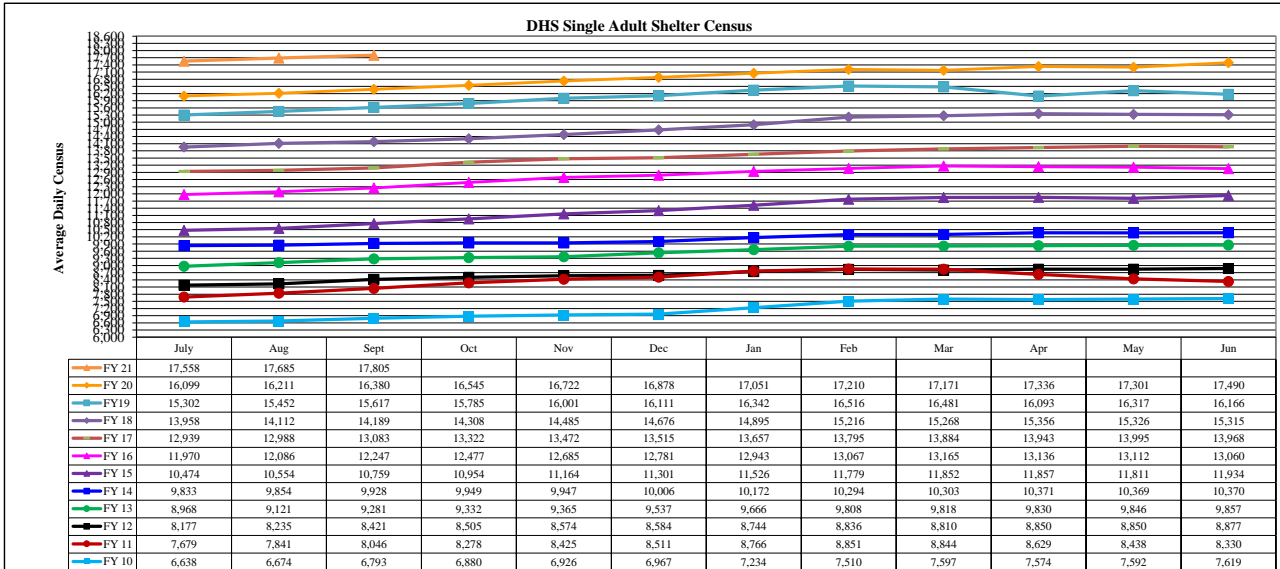
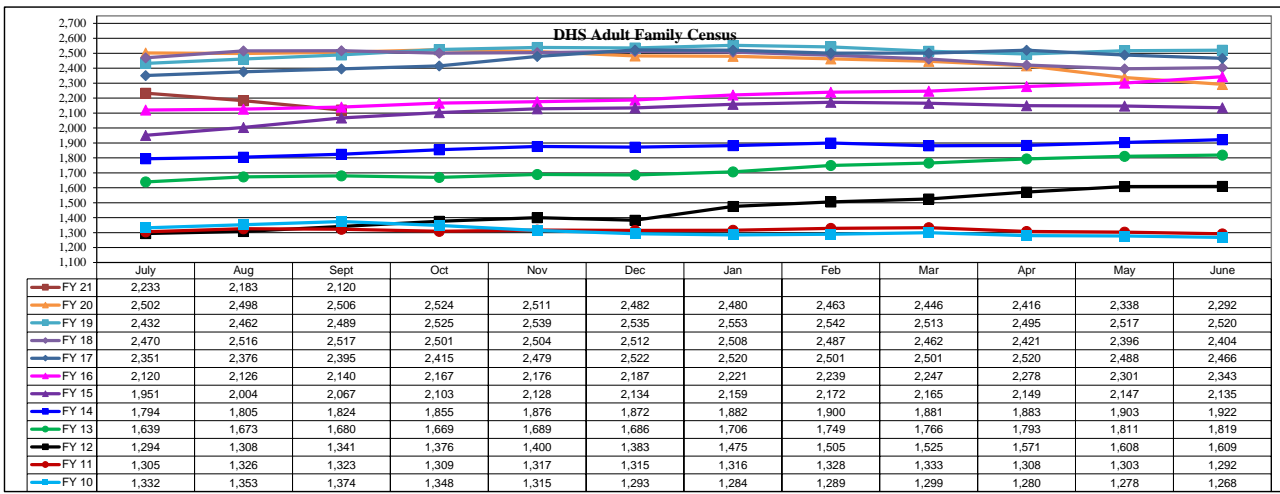
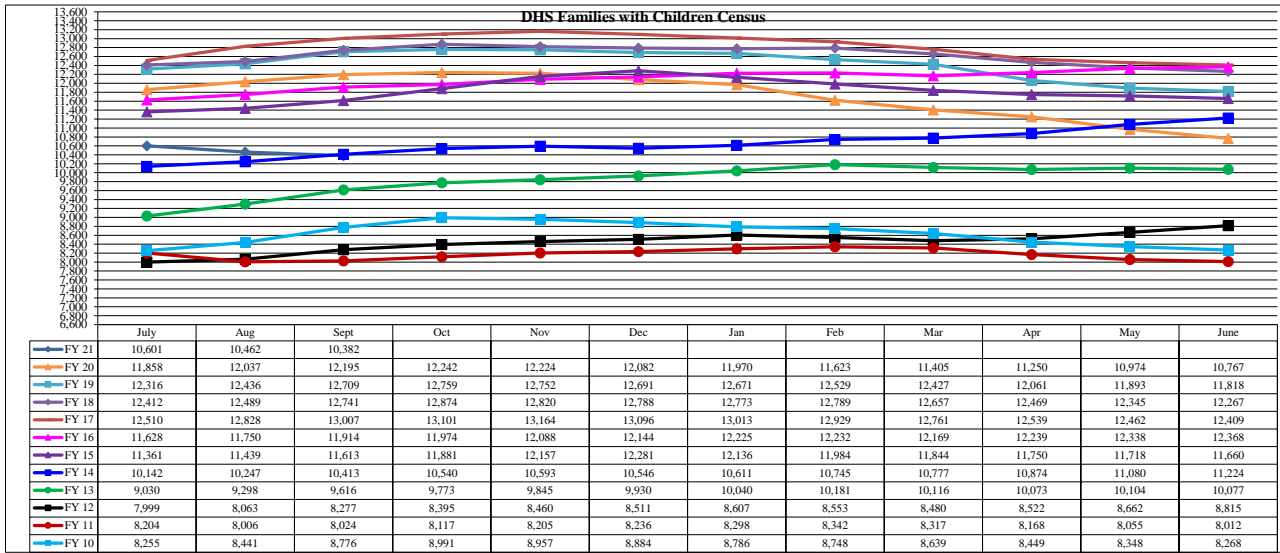
FAMILY INTAKE	
Families Requesting Temporary Housing at PATH	103
Adult Families Requesting Temporary Housing at AFIC	13
Families Placed in Overnight Accommodations	0
Families w/children at PATH Overnight (pre 10PM)	0

TOTAL SHELTER CENSUS	
Adults	35,967
Children	18,247
<b>Total Individuals</b>	<b>54,214</b>

SINGLE ADULTS	
Men	13,352
Women	4,542
<b>Total Single Adults</b>	<b>17,894</b>

FAMILIES WITH CHILDREN CENSUS	
Families	10,313
Adults	13,630
Children	18,247
<b>Individuals</b>	<b>31,877</b>

ADULT FAMILIES CENSUS	
Families	2,102
<b>Individuals (Adults)</b>	<b>4,443</b>



\*Due to data conversion the average monthly census for December 2011 and January 2012 for Families with Children and Adult Families is based upon data for a partial month.