

DAILY REPORT

7/6/2021

(Data from Monday, July 05, 2021)

Code Red

SINGLE ADULTS	
Drop-in Center Clients Served	422
Drop-in Center Overnight Census	120
Faith Bed Census	22
Outreach Contacts	200
Outreach Placements	1
Safe Haven Utilization	1047
Veterans In Short-term Housing	292
Criminal Justice Short-term Housing	102

FAMILY INTAKE	
Families Requesting Temporary Housing at PATH	97
Adult Families Requesting Temporary Housing at AFIC	9
Families Placed in Overnight Accommodations	0
Families w/children at PATH Overnight (pre 10PM)	0

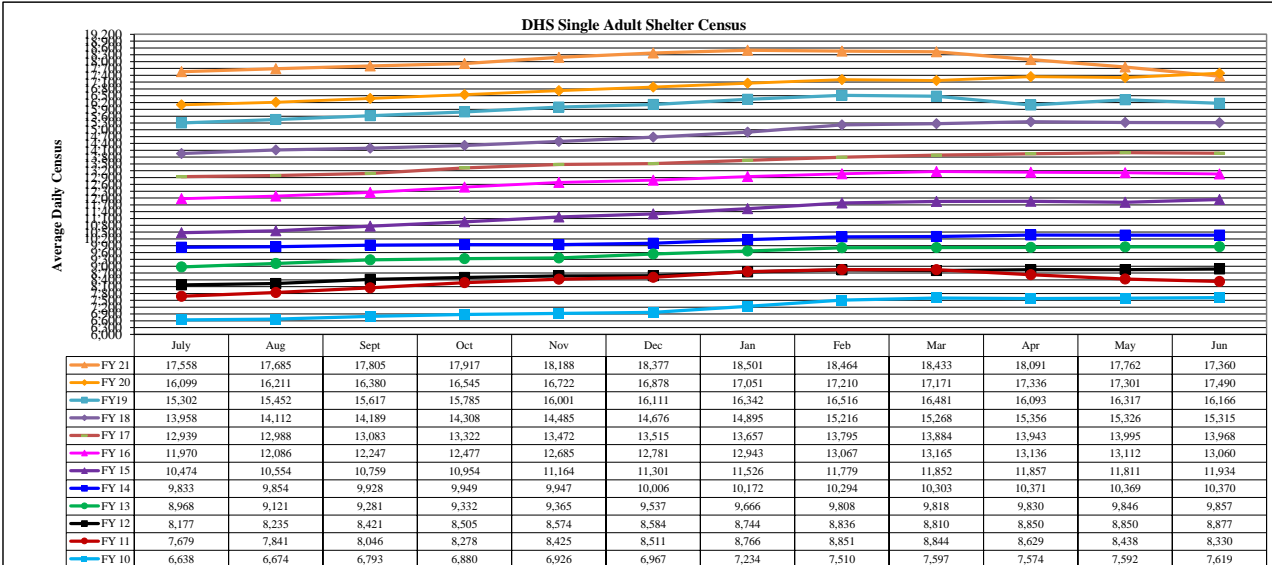
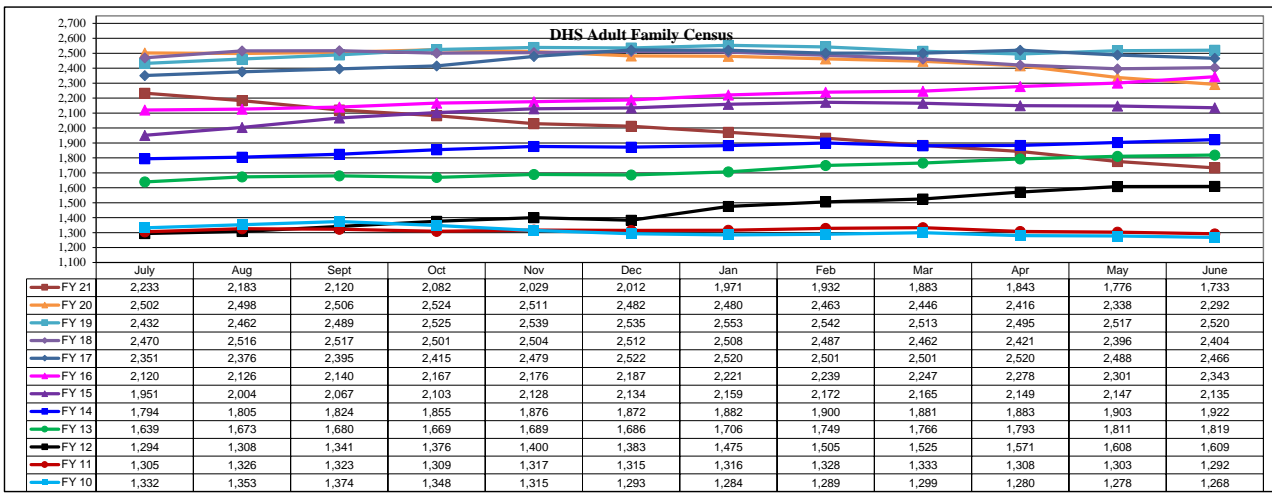
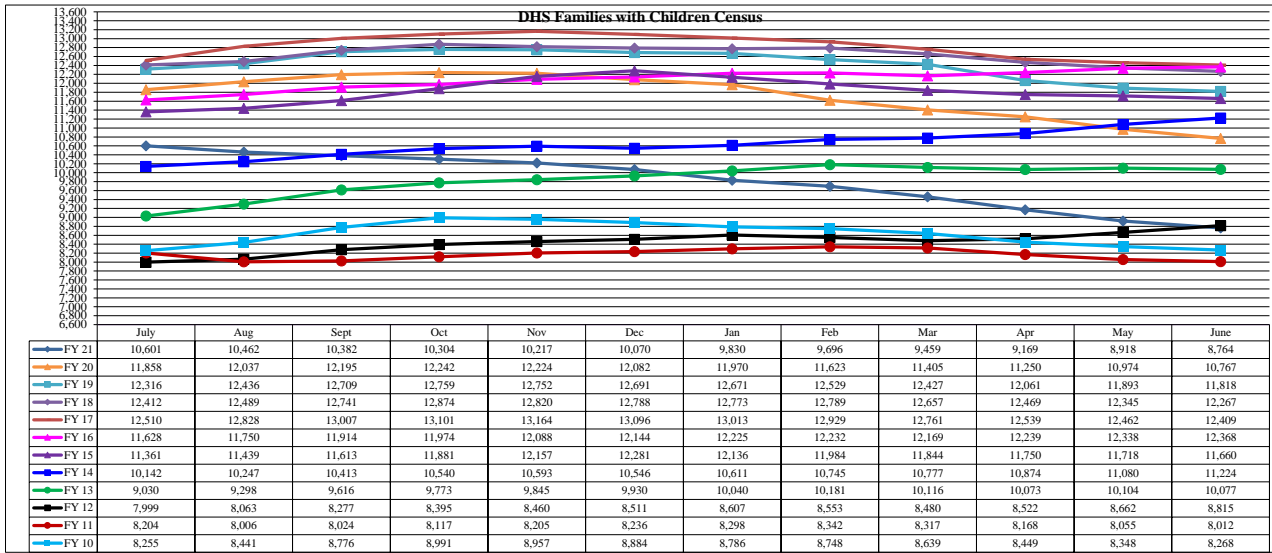
TOTAL SHELTER CENSUS	
Adults	31,033
Children	14,528
Total Individuals	45,561

SINGLE ADULTS	
Men	12,293
Women	4,231
Total Single Adults	16,524

FAMILIES WITH CHILDREN	
Families	8,314
Adults	10,942
Children	14,528
Individuals	25,470

ADULT FAMILIES CENSUS	
Families	1,693
Individuals (Adults)	3,567

x



*Due to data conversion the average monthly census for December 2011 and January 2012 for Families with Children and Adult Families is based upon data for a partial month.