

**DAILY REPORT**

4/1/2020

(Data from Tuesday, March 31, 2020)

SINGLE ADULTS	
Drop-in Center Clients Served	446
Drop-in Center Overnight Census	153
Faith Bed Census	52
Outreach Contacts	293
Outreach Placements	31
Safe Haven Utilization	1054
Veterans In Short-term Housing	243
Criminal Justice Short-term Housing	216

Incomplete (4)

Incomplete (4)

Incomplete (4)

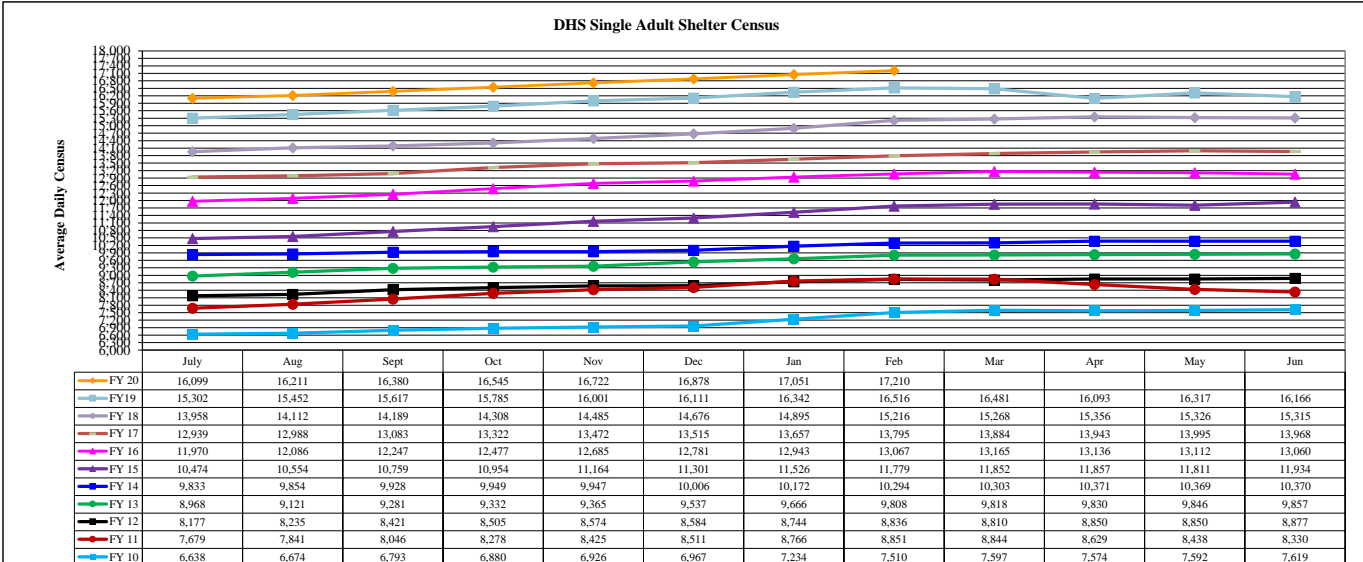
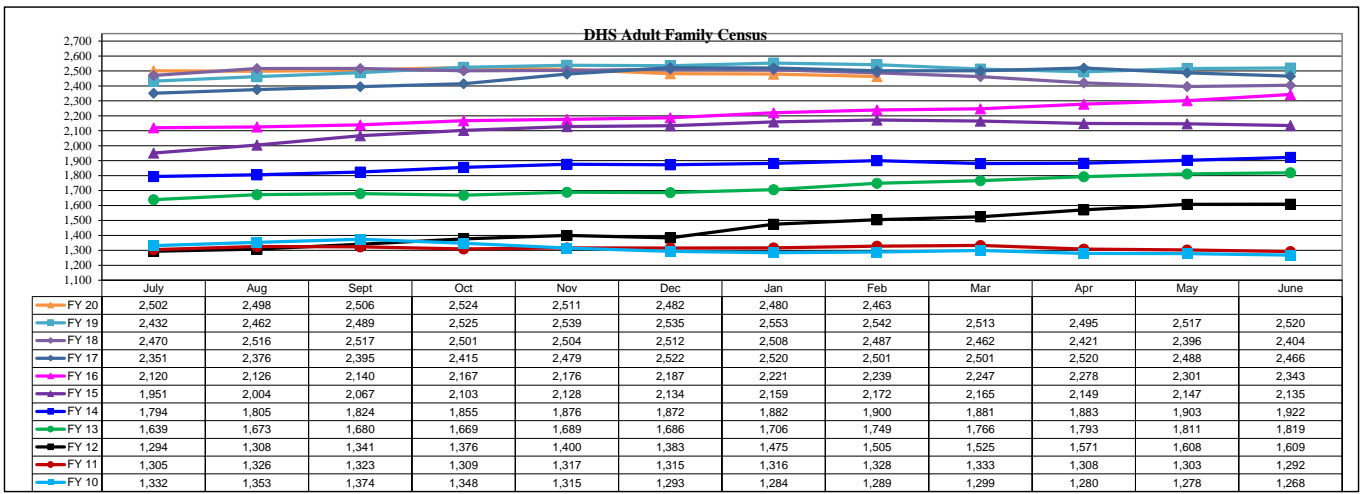
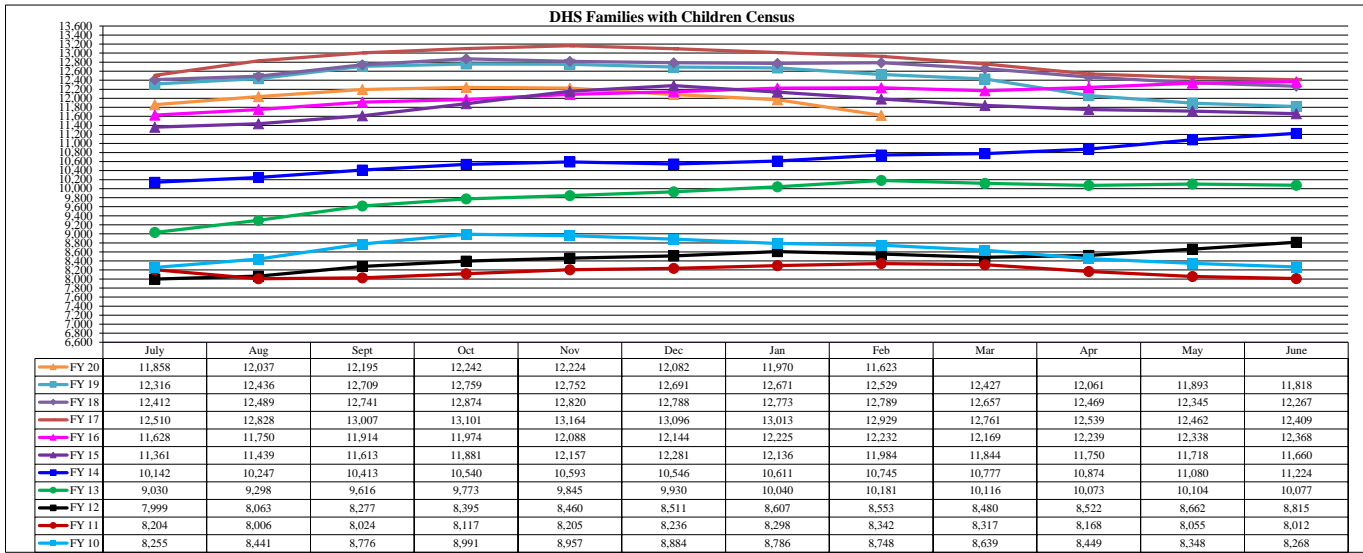
FAMILY INTAKE	
Families Requesting Temporary Housing at PATH	63
Adult Families Requesting Temporary Housing at AFIC	13
Families Placed in Overnight Accommodations	0
Families w/children at PATH Overnight (pre 10PM)	0

TOTAL SHELTER CENSUS	
Adults	37,757
Children	20,341
<b>Total Individuals</b>	<b>58,098</b>

SINGLE ADULT SHELTER CENSUS	
Men	12,677
Women	4,629
<b>Total Single Adults</b>	<b>17,306</b>

FAMILIES WITH CHILDREN CENSUS	
<b>Families</b>	11,433
Adults	15,298
Children	20,341
<b>Individuals</b>	<b>35,639</b>

ADULT FAMILIES CENSUS	
<b>Families</b>	2,448
<b>Individuals (Adults)</b>	<b>5,153</b>



\*Due to data conversion the average monthly census for December 2011 and January 2012 for Families with Children and Adult Families is based upon data for a partial month.