



BILL DE BLASIO
MAYOR

CIVILIAN COMPLAINT REVIEW BOARD
100 CHURCH STREET 10th FLOOR
NEW YORK, NEW YORK 10007 ♦ TELEPHONE (212) 912-7235
www.nyc.gov/ccrb



DEBORAH N. ARCHER, ESQ.
ACTING CHAIR

Executive Director's Monthly Report
October 2017
(Statistics for September 2017)

Contents

Executive Summary	2
Glossary	3
Complaints Received	4
CCRB Cases Received By Borough and Precinct	5
Allegations Received	7
CCRB Docket	10
Closed Cases	12
Resolving Cases	12
Dispositions / Case Abstracts	13
Dispositions - Full Investigations	15
Dispositions - All CCRB Cases	16
Dispositions - Allegations	17
Substantiation Rates	19
Substantiation Rates and Video	19
Board Discipline Recommendations for Substantiated Complaints	21
Board Discipline Recommendations for Substantiated Allegations	23
Truncations	26
Complaints by PSA	27
Mediation Unit	29
Administrative Prosecution Unit	31
NYPD Discipline	32
Appendix	37

Executive Summary

The Civilian Complaint Review Board (“CCRB”) is an independent municipal Agency that investigates complaints of NYPD misconduct. Every month, the CCRB prepares an Executive Director report for its public meeting. Data for September 2017 included the following highlights:

- 1) Of the cases in the CCRB active docket, 88% have been open for 4 months or fewer, and 98% have been open for 7 months or fewer (page 10). In September, the CCRB opened 357 new cases (page 4), and currently has a docket of 1,259 cases (page 11).
- 2) The CCRB substantiated allegations in 17% of its fully investigated cases (page 15).
- 3) The CCRB fully investigated 35% of the cases it closed in September (page 12) and resolved (fully investigated, mediated or attempted mediation) 46% of the cases it closed (page 12). The Agency's truncation rate is 51% (page 12). This is primarily driven by uncooperative complainants/victims, and/or witnesses.
- 4) For September, investigations using video evidence resulted in substantiated allegations in 25% of cases - compared to 13% of cases in which video was not available (page 19-20).
- 5) The Monthly Report includes a breakdown of complaints and substantiations by NYPD precinct and borough of occurrence (pages 5-6).
- 6) In September the Police Commissioner finalized 4 decisions against police officers in Administrative Prosecution Unit (APU) cases (page 31). The CCRB's APU prosecutes the most serious allegations of misconduct. The APU conducted 32 trials against members of the NYPD year-to-date; 1 trial was conducted against respondent officers in September.

Finally, the Monthly Report contains a Table of Contents, Glossary, and Appendix, all meant to assist readers in navigating this report. The CCRB is committed to producing monthly reports that are valuable to the public, and welcomes feedback on how to make its data more accessible.

Glossary

In this glossary we have included a list of terms that regularly appear in our reports.

Allegation: An allegation is a specific act of misconduct. The same “complaint” can have multiple allegations – excessive force and discourteous language, for example. Each allegation is reviewed separately during an investigation.

APU: The Administrative Prosecution Unit is the division of the CCRB that has prosecuted “charges” cases since April 2013, after the signing of a 2012 Memorandum of Understanding between the CCRB and NYPD.

Board Panel: The “Board” of the CCRB has 13 members. Of the 13 members, five are chosen by the Mayor, five are chosen by the City Council, and three are chosen by the Police Commissioner. Following a completed investigation by the CCRB staff, three Board members, sitting as a Board Panel, will make a finding on whether misconduct occurred and will make a recommendation on what level of penalty should follow.

Case/Complaint: For the purposes of CCRB data, a “case” or “complaint” is defined as any incident within the Agency’s jurisdiction, brought to resolution by the CCRB. Cases/Complaints thus include truncations, fully investigated or ongoing cases, mediations, and completed investigations pending Board Panel review.

Disposition: The Board’s finding as to the outcome of a case (i.e. if misconduct occurred).

FADO: Under the City Charter, the CCRB has jurisdiction to investigate the following categories of police misconduct: Force, Abuse of Authority, Discourtesy, and Offensive Language, collectively known as “FADO”.

Intake: CCRB’s intake team initially handles complaints from the public. Intake takes complaints that come via live phone calls, voicemails, an online complaint form, or in-person.

Investigation: CCRB investigators gather evidence and interview witnesses to prepare reports on misconduct allegations. An investigation ends when a closing report is prepared detailing the evidence and legal analysis, and the case is given to the Board for disposition.

Mediation: A complainant may mediate his or her case with the subject officer, in lieu of an investigation, with the CCRB providing a neutral, third-party mediator.

Truncation: When a complaint is withdrawn or there is no complainant/victim available for an interview, the investigation is “truncated.”

Complaints Received

The CCRB’s Intake team processes misconduct complaints from the public and referrals from the NYPD. Under the New York City Charter, the CCRB’s jurisdiction is limited to allegations of misconduct related to Force, Abuse of Authority, Discourtesy and Offensive Language. All other complaints are referred to the appropriate agency. Figure 1 refers to all complaints that the CCRB receives and Figures 2 and 3 refer to new cases that remain with the Agency. In September 2017, the CCRB initiated 357 new complaints.

Figure 1: Total Intake by Month (January 2016 - September 2017)

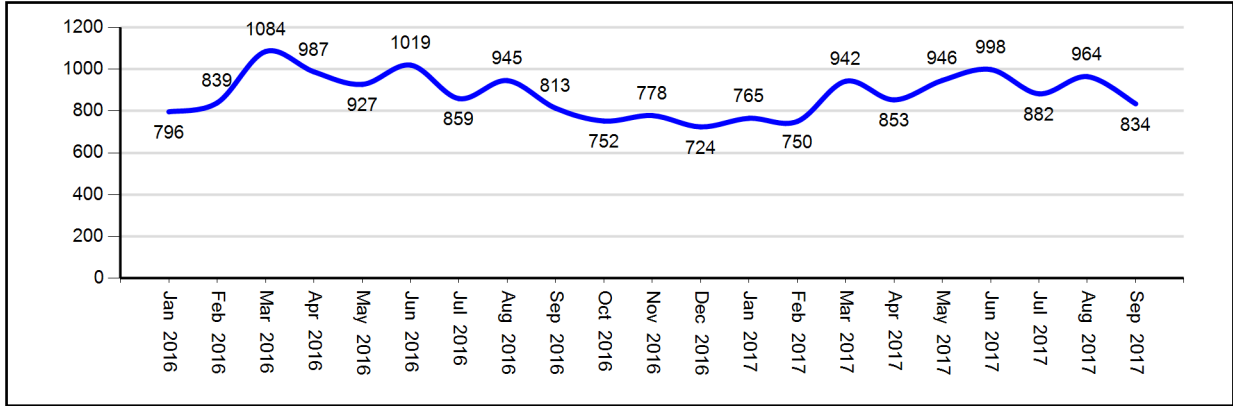


Figure 2: New CCRB Complaints by Month (January 2016 - September 2017)

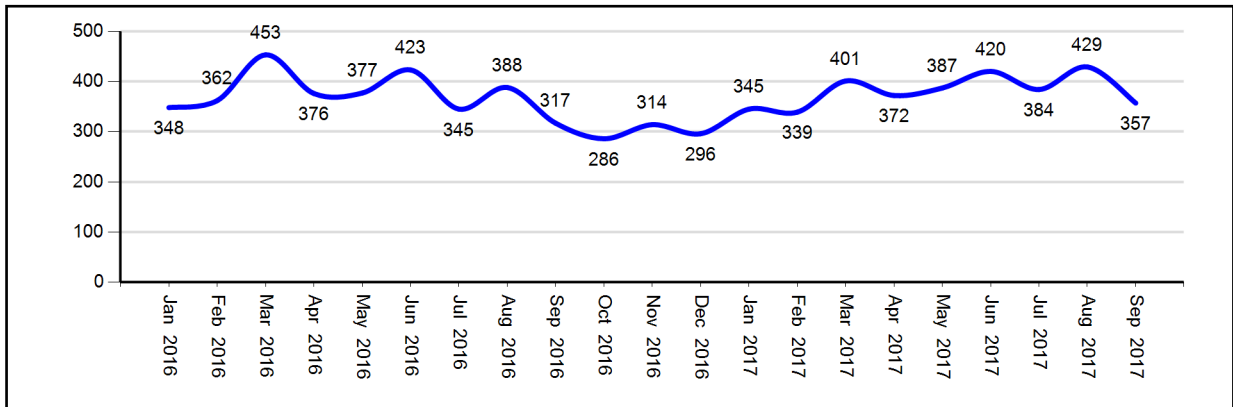
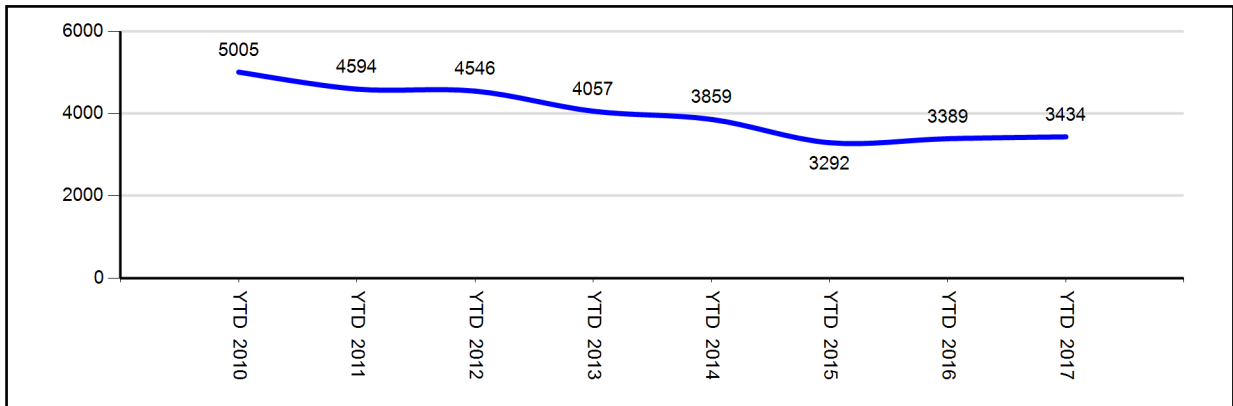


Figure 3: New CCRB Complaints by Year (YTD 2010 - YTD 2017)



CCRB Cases Received by Borough and Precinct

Of the five boroughs, the largest number of misconduct complaints stemmed from incidents occurring in Brooklyn, followed by Manhattan. The 75th Precinct had the highest number at 15 incidents.

Figure 4: CCRB Complaints Received By Borough of Occurrence (September 2017)

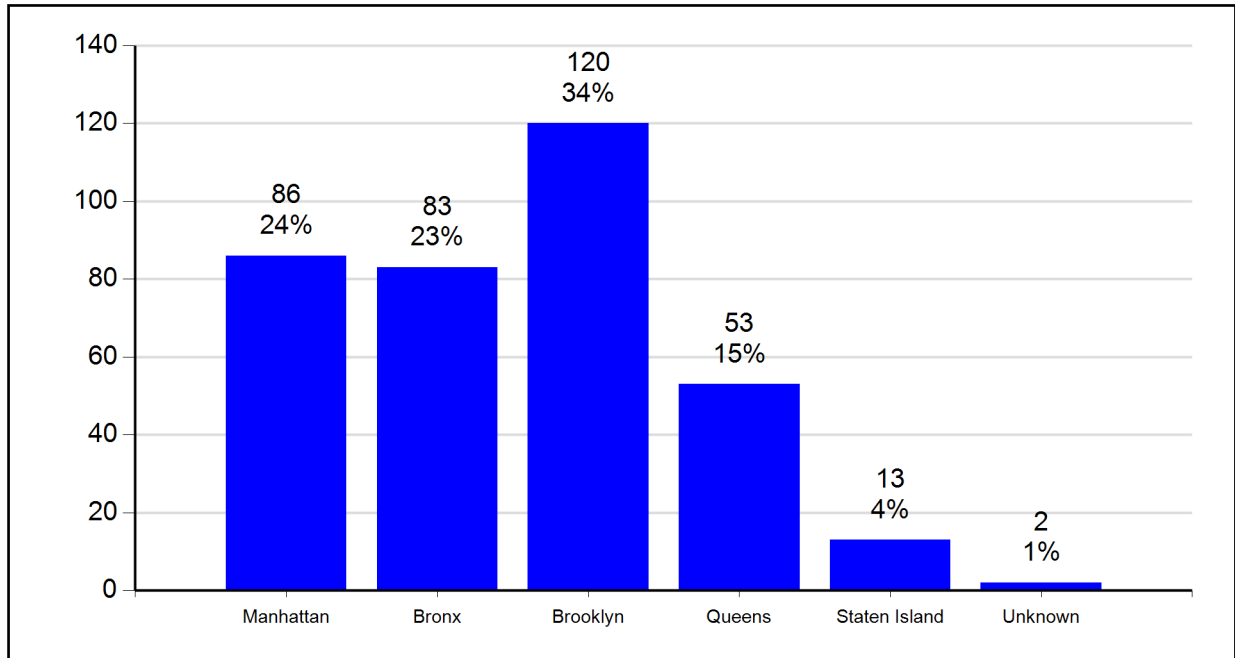


Figure 5: CCRB Complaints Received By Borough of Occurrence (YTD 2017)

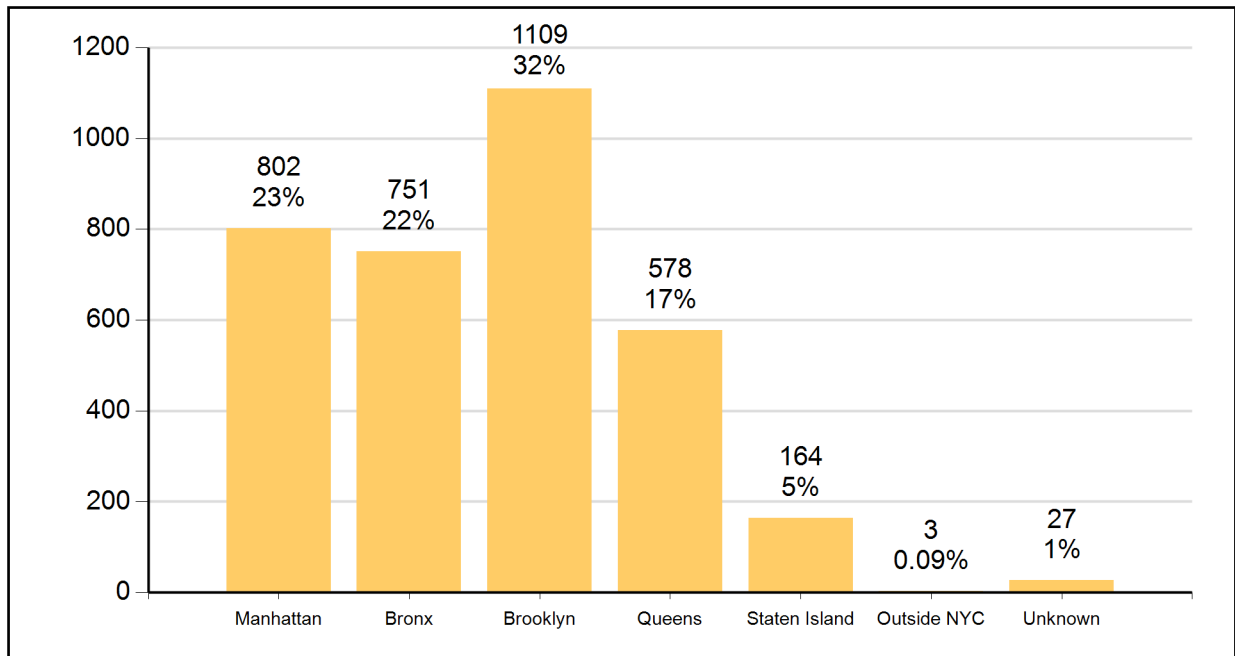


Figure 6: CCRB Complaints Received By Precinct of Occurrence (September 2017)

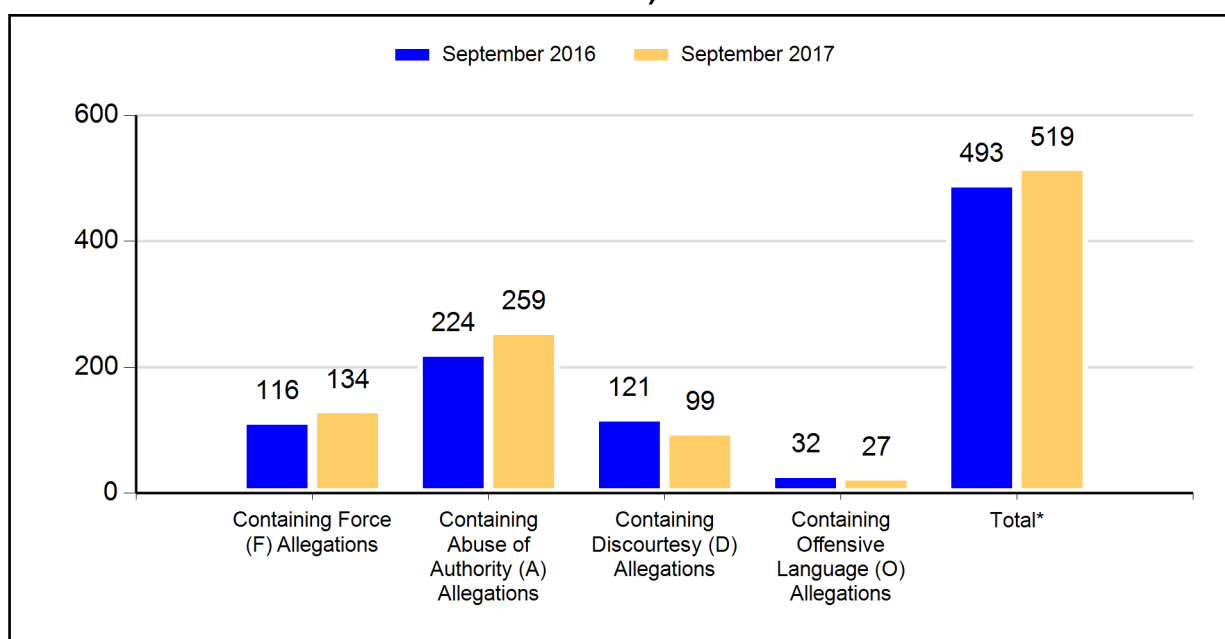
NYPD Precinct of Occurrence*	Number of Complaints	NYPD Precinct of Occurrence*	Number of Complaints
1	5	67	10
5	5	68	4
6	6	69	4
7	3	70	5
9	3	71	6
10	4	72	3
14	3	73	8
17	4	75	15
18	7	76	3
19	5	77	14
20	2	78	1
22	2	79	8
23	4	81	8
24	4	83	2
25	6	84	6
28	2	88	3
30	1	90	1
32	9	94	3
33	7	100	1
34	3	101	8
40	13	102	4
41	5	103	10
42	10	104	2
43	8	105	5
44	9	106	3
45	2	107	3
46	11	108	2
47	10	109	1
48	6	110	2
50	2	111	2
52	4	112	2
60	6	113	3
61	1	114	3
62	3	115	2
63	3	120	6
		121	2
		122	3
		123	2
		Unknown	9

*These figures track where an incident occurred, not necessarily the Command of the officer. Please review Figures 62A-62Q for Command Level data for cases closed in 2017.

Allegations Received

As described in the previous section, the CCRB has jurisdiction over four categories of NYPD misconduct. In comparing September 2016 to September 2017, the number of complaints containing an allegation of Force is up, Abuse of Authority complaints are up, Discourtesy are down and Offensive Language are down. Figures for the year-to-date comparison show that in 2017, complaints containing an allegation of Force are down, Abuse of Authority are up, Discourtesy are up and Offensive Language are up.

Figure 7: CCRB Complaints Received By Type of Allegation (September 2016 vs. September 2017)



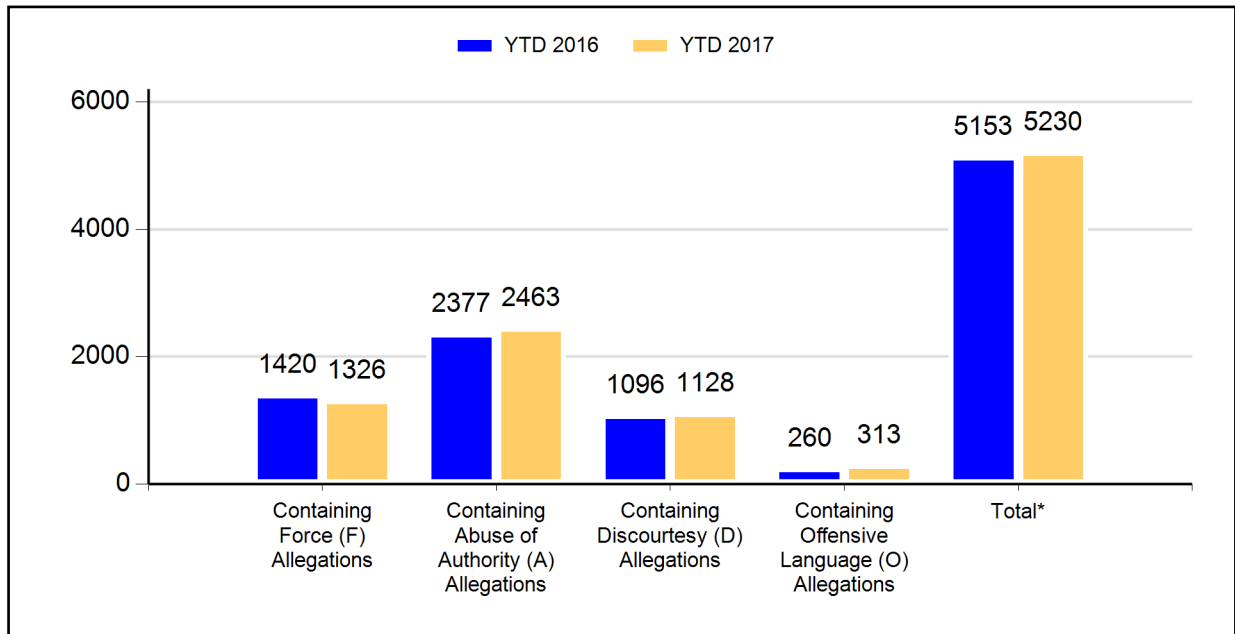
*This is the total of distinct FADO allegation types in complaints received.

Figure 8: CCRB Complaints Received By Type of Allegation (% of Complaints)

	September 2016		September 2017		Change	% Change
	Count	% of Total Complaints	Count	% of Total Complaints		
Force (F)	116	37%	134	38%	18	16%
Abuse of Authority (A)	224	71%	259	73%	35	16%
Discourtesy (D)	121	38%	99	28%	-22	-18%
Offensive Language (O)	32	10%	27	8%	-5	-16%
Total FADO Allegations	493		519		26	5%
Total Complaints	317		357		40	13%

Note: the number of allegations in recently received complaints typically grows somewhat as the complaints are investigated.

Figure 9: CCRB Complaints Received By Type of Allegation (YTD 2016 vs. YTD 2017)



*This is the total of distinct FADO allegation types in complaints received.

Figure 10: CCRB Complaints Received By Type of Allegation YTD (% of Complaints)

	YTD 2016		YTD 2017		Change	% Change
	Count	% of Total Complaints	Count	% of Total Complaints		
Force (F)	1420	42%	1326	39%	-94	-7%
Abuse of Authority (A)	2377	70%	2463	72%	86	4%
Discourtesy (D)	1096	32%	1128	33%	32	3%
Offensive Language (O)	260	8%	313	9%	53	20%
Total FADO Allegations	5153		5230		77	1%
Total Complaints	3389		3434		45	1%

Note: the number of allegations in recently received complaints typically grows somewhat as the complaints are investigated.

Figure 11: Total Allegations (% of Total Allegations)

	September 2016		September 2017		Change	% Change
	Count	% of Total Allegations	Count	% of Total Allegations		
Force (F)	224	23%	236	24%	12	5%
Abuse of Authority (A)	551	56%	603	60%	52	9%
Discourtesy (D)	172	18%	131	13%	-41	-24%
Offensive Language (O)	33	3%	32	3%	-1	-3%
Total Allegations	980		1002		22	2%
Total Complaints	317		357		40	13%

Figure 12: Total Allegations YTD (% of Total Allegations)

	YTD 2016		YTD 2017		Change	% Change
	Count	% of Total Allegations	Count	% of Total Allegations		
Force (F)	2820	26%	2787	23%	-33	-1%
Abuse of Authority (A)	5969	56%	7055	59%	1086	18%
Discourtesy (D)	1547	15%	1686	14%	139	9%
Offensive Language (O)	310	3%	427	4%	117	38%
Total Allegations	10646		11955		1309	12%
Total Complaints	3389		3434		45	1%

The number of allegations in recently received complaints typically grows as the complaints are investigated.

CCRB Docket

As of the end of September 2017, 88% of active CCRB cases are fewer than five months old, and 98% active cases have been open for fewer than eight months.

Figure 13: Age of Active Cases Based on Received Date (September 2017)

	Count	% of Total
Cases 0-4 Months	1101	88.3%
Cases 5-7 Months	118	9.5%
Cases 8-11 Months	18	1.4%
Cases 12-18 Months*	7	0.6%
Cases Over 18 Months**	3	0.2%
Total	1247	100%

* 12-18 Months: 2 cases that were reopened; 2 cases that were on DA Hold.

** Over 18 Months: 1 case that was reopened; 2 cases that were on DA Hold.

Figure 14: Age of Active Cases Based on Incident Date (September 2017)

	Count	% of Total
Cases 0-4 Months	1002	80.4%
Cases 5-7 Months	169	13.6%
Cases 8-11 Months	48	3.8%
Cases 12-18 Months	18	1.4%
Cases Over 18 Months	10	0.8%
Total	1247	100%

An active case is here defined as an investigation; cases in mediation are excluded.

Figure 15: Number of Active Investigations (January 2016 - September 2017)

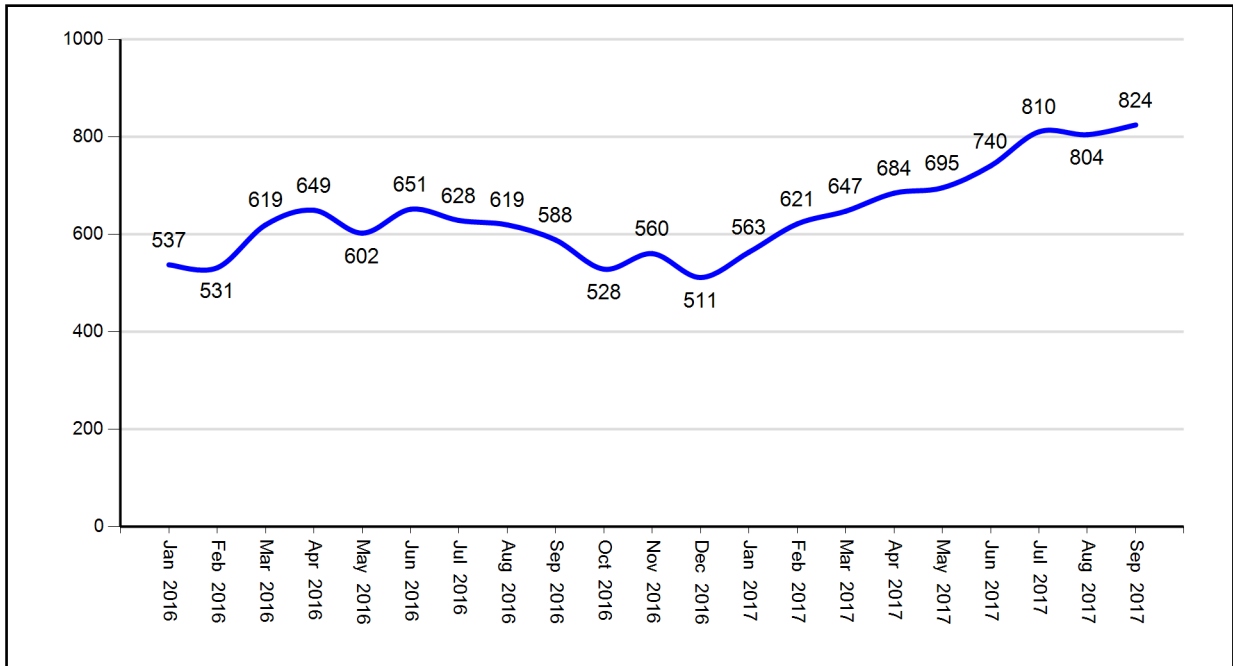


Figure 16: Open Docket Analysis

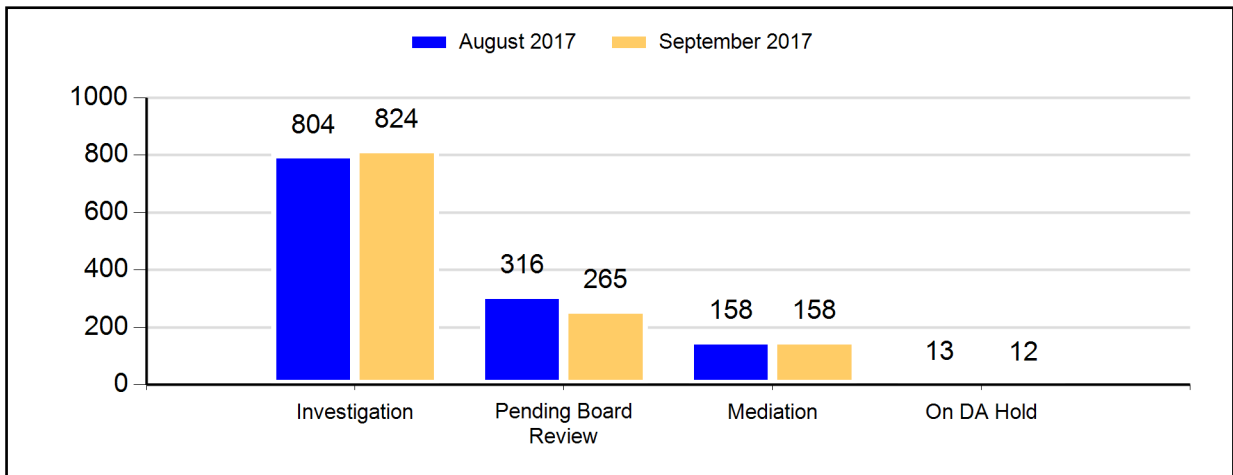


Figure 17: Open Docket Analysis with % Change

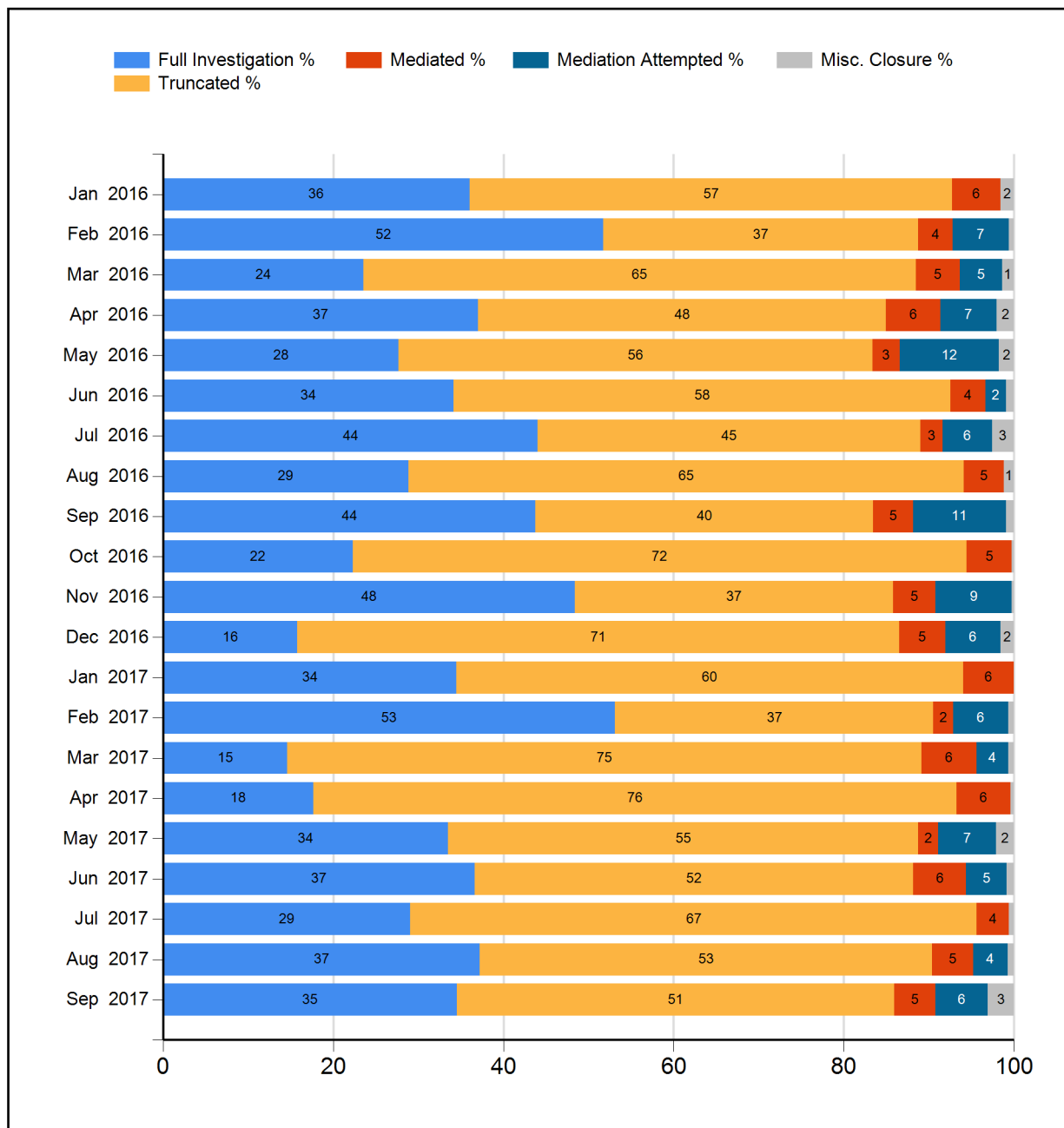
	August 2017		September 2017		Change	% Change
	Count	% of Total	Count	% of Total		
Investigations	804	62%	824	65%	20	2%
Pending Board Review	316	24%	265	21%	-51	-16%
Mediation	158	12%	158	13%	0	0%
On DA Hold	13	1%	12	1%	-1	-8%
Total	1291		1259		-32	-2%

Closed Cases

Resolving Cases

In September 2017, the CCRB fully investigated 35% of the cases it closed, and resolved (fully investigated, mediated or mediation attempted) 46% of the cases it closed.

Figure 18: Case Resolutions (January 2016 - September 2017) (%)



Dispositions

Cases fully investigated by the CCRB generally receive one of five outcomes:

- If the alleged misconduct is found to have occurred, based on the preponderance of the evidence, the allegation is **substantiated**.
- If there is not enough evidence to determine whether or not the alleged misconduct occurred, the allegation is **unsubstantiated**.
- If the preponderance of the evidence suggests that the event or alleged act did not occur, the allegation is **unfounded**.
- If the event did occur, but was not improper by a preponderance of evidence, the allegation is **exonerated**.
- If the CCRB was unable to identify any of the officers accused of misconduct, the case is closed as **officer unidentified**.

Additionally, a case might be **mediated**, with the subject officer and complainant discussing the incident in the presence of a neutral third-party moderator. Finally, a case that cannot be fully investigated due to victim/complainant unavailability or lack of cooperation is **truncated**.

Case Abstracts

The following case abstracts are taken from complaints closed this month and serve as examples of what the different CCRB dispositions mean in practice:

1. Substantiated

Officers in an unmarked car conducted a vehicle stop and frisked the driver and passengers. The driver said he made a right turn when he heard sirens but waited to pull over later in the block due to the cars parking along the curb. Officers informed the driver that his license plate was partially obstructed, and reportedly instructed the driver out of the vehicle where the officers frisked the full length of his body. The passengers corroborated the driver's account and both stated they too were ordered out and frisked in the same manner. The officer stated he intended to stop the vehicle due to the partial license plate violation. The officer reported when he engaged his lights and sirens the vehicle turned right, and traveled another 200 yards before finally stopping. During this time, the officer observed "constant movement" from everyone in the vehicle. The officers stated their concerns were further elevated when the vehicle's license plate came back as a name they recognized as criminally-affiliated from what other officers had said. Although the investigation determined the stop of the vehicle was justified, the subsequent frisk of the driver and the passengers were unlawful. The officers observed no criminal activity and the uncorroborated hearsay account of the driver's arrest history did not qualify as pertinent, actionable information. It is undisputed that the driver and passengers were cooperative throughout the entire incident. As a result, the Board Substantiated the frisk allegations.

2. Unsubstantiated

Officers allegedly punched a man in a station house while escorting him to a holding cell. The man acknowledged he argued and cursed at an officer. The man denied intentionally spitting on the officer, but said he might have unintentionally done so. In response, the man said the officer punched him in the face, causing him to fall to the floor. The man said his sweatshirt was held over his face and he felt five kicks and punches to the ribs from officers he could not identify. The officer said the man was cursing and resisted attempts to search him. When the officers moved the man to a holding cell to aid their search of the man, the man spit in an officer's

direction. The officers took the man to the ground, and put leg shackles on him. After the incident, the officers prepared a Threat, Resistance or Injury (TRI) report and noted the man sustained injuries due to a “forcible take-down.” The officers denied pulling the man’s hood over his head, striking or kicking him. Due to the conflicting testimony, the investigation was not able to determine if the officer did or did not punch the man. As a result, the Board Unsubstantiated the Force allegation.

3. Unfounded

A woman alleged she suffered a stomach abrasion prior to being placed in a holding cell. The woman stated that an officer informed her she needed to cut the drawstring of her pajama pants prior to being placed in a holding cell. The woman did not report any immediate pain or injury while the string was cut. The woman was released the next day and did not notice the abrasion on her stomach until she later observed dried blood and went to the hospital. The officer acknowledged she needed to remove the woman’s drawstring as a safety precaution prior to placing her in the holding cell. The officer said she used a “911 knife” for the purpose of cutting strings without causing injury. The officer did not observe any physical injuries after she cut the string and the woman did not complain of any injuries. Medical documents obtained state the woman had a scratch to her abdomen but was unsure how it occurred. The investigation determined the officer used the 911 knife which was, by design, less likely to cause injury. The woman did not report immediate pain and at the time and did not know how she sustained the injury. Given these factors, the investigation determined the woman did not sustain her injury from the officer cutting the drawstring. Therefore, the Board recommended to close the allegation as Unfounded.

4. Exonerated

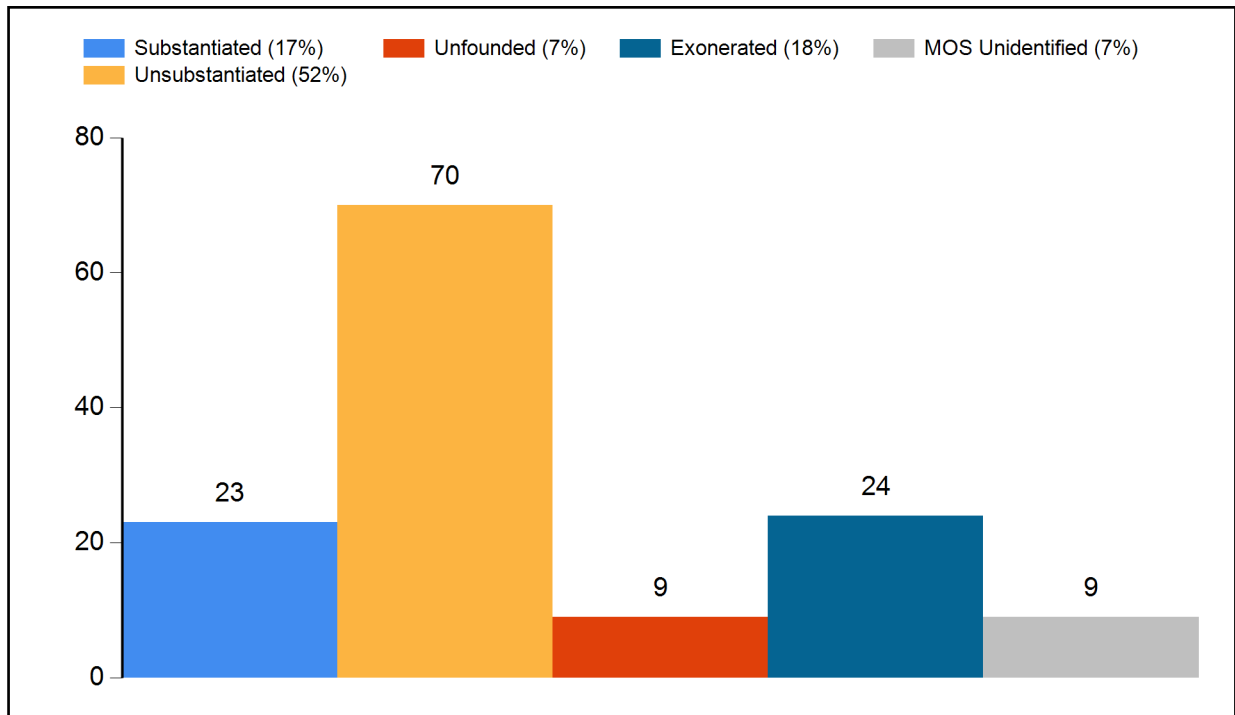
Officers responded to a 911 call reporting an assault . Officers arrived to the scene and saw that the building owner displayed visible signs of the assault. The owner told the officers the man ran into his apartment building, with the officers subsequently entering the building with the intent to arrest the man for assault. The owner indicated what apartment the man ran into and the officers knocked on the door for several minute with no answer. The owner provided consent for the officers to enter and search the apartment, which the officers did and determined the man was not present. The investigation determined the building owner provided officers verbal consent to enter and search the man’s apartment and that justified the officers’ actions. As a result, the Board Exonerated the allegation.

5. Officer Unidentified

A man said a lone plain clothes officer, who was not displaying a shield, exited an unmarked vehicle and stopped and frisked him. After frisking the man twice, the officer asked for the man’s identification. Approximately three minutes later, the officer returned and gave back the man’s identification card and then left the location. A request for Stop Report, or Stop, Question, and Frisk report prepared in relation to the stop of the man yielded negative results. Additionally, a request to identify vehicles that fit the description provided by the man determined there were multiple commands that could be involved but none of them had that general type of vehicle in their fleet. Given that the man was unable to provide any additional identification information besides a general physical description of the individual who approached him, the investigation was not able to locate the subject officer. As a result, the Board closed the allegation as Officer Unidentified.

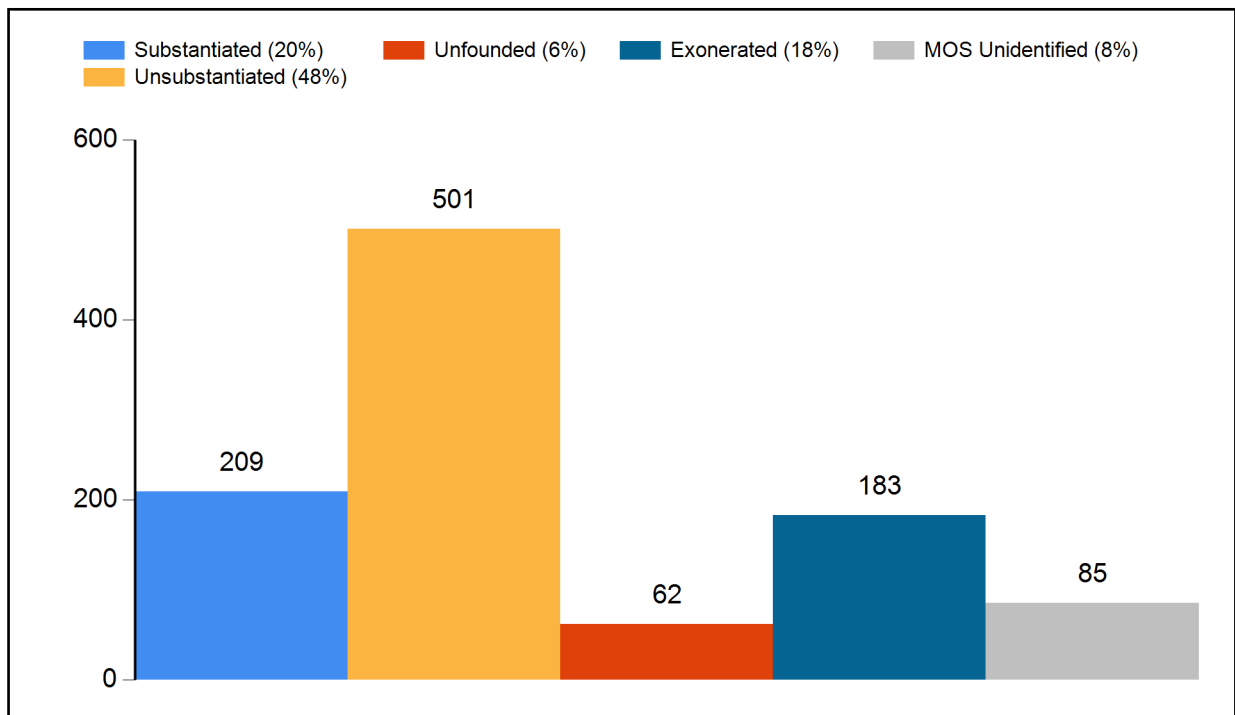
Dispositions - Full Investigations

Figure 19: Disposition Counts of Full Investigations (September 2017)



Due to the reconsideration process, counts are subject to change.

Figure 20: Disposition Counts of Full Investigations (YTD 2017)



Due to the reconsideration process, counts are subject to change.

Dispositions - All CCRB Cases

In addition to full investigations, CCRB cases can also be closed through mediation and truncation. The following table lists all the CCRB case closures for the current month and year-to-date.

Figure 21: Disposition of Cases (2016 vs 2017)

	Sep 2016		Sep 2017		YTD 2016		YTD 2017	
Full Investigations	Count	% of Total	Count	% of Total	Count	% of Total	Count	% of Total
Substantiated	36	26%	23	17%	288	24%	209	20%
Exonerated	23	16%	24	18%	195	16%	183	18%
Unfounded	15	11%	9	7%	115	10%	62	6%
Unsubstantiated	59	42%	70	52%	526	44%	501	48%
MOS Unidentified	7	5%	9	7%	69	6%	85	8%
Total - Full Investigations	140		135		1193		1040	
Mediation Closures	Count	% of Total	Count	% of Total	Count	% of Total	Count	% of Total
Mediated	15	30%	19	44%	151	47%	141	54%
Mediation Attempted	35	70%	24	56%	173	53%	122	46%
Total - ADR Closures	50		43		324		263	
Resolved Case Total	190	59%	178	46%	1517	45%	1303	42%
Truncations / Other Closures	Count	% of Total	Count	% of Total	Count	% of Total	Count	% of Total
Complaint withdrawn	24	18%	39	18%	338	19%	413	23%
Complainant/Victim/Witness uncooperative	88	68%	117	55%	1111	61%	990	56%
Complainant/Victim/Witness unavailable	13	10%	26	12%	293	16%	277	16%
Victim unidentified	2	2%	1	0%	31	2%	27	2%
Closed - Pending Litigation*	0	0%	18	8%	0	0%	32	2%
Miscellaneous	0	0%	0	0%	3	0%	4	0%
Administrative closure**	3	2%	12	6%	44	2%	30	2%
Total - Other Case Dispositions	130		213		1820		1773	
Total - Closed Cases	320		391		3337		3076	

* Closed - Pending Litigation is a truncation category added in August 2017. It indicates that the complaint was truncated due to the complainant/victim's attorney.

**Administrative closure is a special category that deals with NYPD's Internal Affairs Bureau-referred cases or spin off cases with no complainant/victim, and in which CCRB attempts to locate or identify a complainant/victim has yielded no results.

Dispositions - FADO Allegations

“Allegations” are different than “cases.” A case or complaint is based on an incident and may contain one or more allegations of police misconduct. The allegation substantiation rate is 8% for the month of September 2017, and the allegation substantiation rate is 11% year-to-date. The type of allegation the CCRB is most likely to substantiate is Abuse of Authority – substantiating 10% of such allegations during September 2017, and 15% for the year.

Figure 22: Disposition of Allegations (2016 vs 2017)

	Sep 2016		Sep 2017		YTD 2016		YTD 2017	
	Count	%of Total	Count	%of Total	Count	%of Total	Count	%of Total
Fully Investigated Allegations								
Substantiated	108	17%	49	8%	737	14%	518	11%
Unsubstantiated	255	41%	259	42%	2065	39%	1826	40%
Unfounded	52	8%	49	8%	509	10%	347	8%
Exonerated	158	25%	183	30%	1462	28%	1290	29%
MOS Unidentified	51	8%	77	12%	500	9%	544	12%
Total - Full Investigations	624		617		5273		4525	
Mediation Closures	Count	%of Total	Count	%of Total	Count	%of Total	Count	%of Total
Mediated	29	24%	34	40%	345	45%	296	53%
Mediation Attempted	94	76%	52	60%	416	55%	261	47%
Total - ADR Closures	123		86		761		557	
Truncations / Other Closures	Count	%of Total	Count	%of Total	Count	%of Total	Count	%of Total
Complaint withdrawn	41	12%	86	16%	641	15%	897	21%
Complainant/Victim/Witness uncooperative	246	70%	324	62%	2927	67%	2722	62%
Complainant/Victim/Witness unavailable	39	11%	56	11%	638	15%	555	13%
Victim unidentified	13	4%	4	1%	71	2%	61	1%
Closed - Pending Litigation	0	0%	41	8%	0	0%	74	2%
Miscellaneous	0	0%	1	0%	20	0%	16	0%
Administrative closure	10	3%	14	3%	72	2%	43	1%
Total - Other Case Dispositions	349		526		4369		4368	
Total - Closed Allegations	1096		1229		10405		9450	

Figure 23: Disposition of Allegations By FADO Category (September 2017)

	Substantiated	Unsubstantiated	Exonerated	Unfounded	Officers Unidentified	Total
Force	4 3%	41 29%	50 35%	29 20%	19 13%	143 100%
Abuse of Authority	38 10%	156 41%	129 34%	14 4%	45 12%	382 100%
Discourtesy	7 9%	48 64%	4 5%	4 5%	12 16%	75 100%
Offensive Language	0 0%	14 82%	0 0%	2 12%	1 6%	17 100%
Total	49 8%	259 42%	183 30%	49 8%	77 12%	617 100%

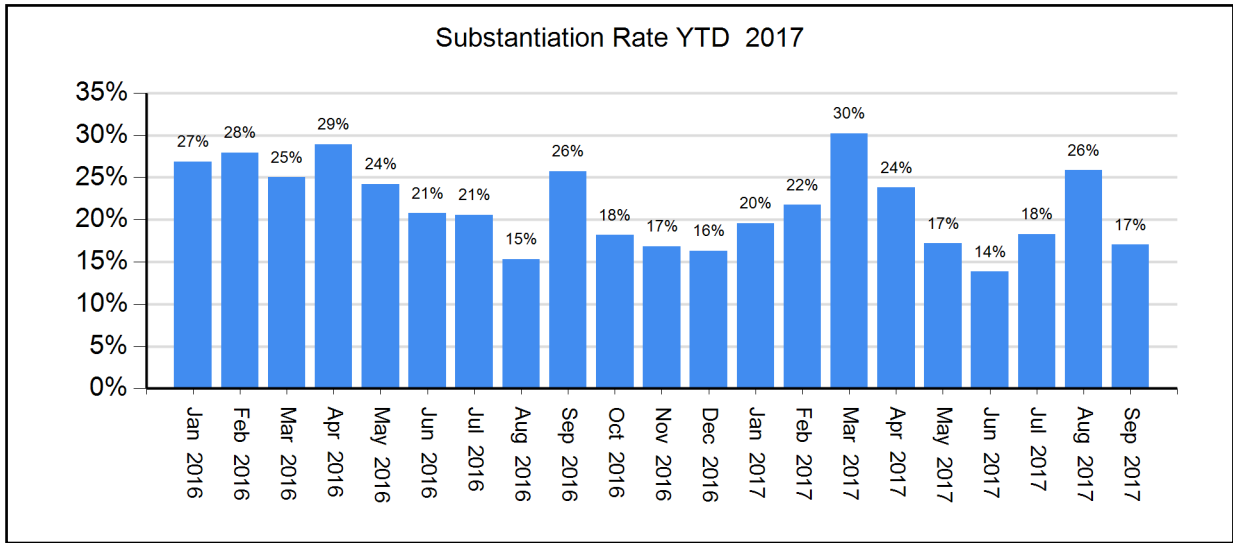
Figure 24: Disposition of Allegations By FADO Category (YTD 2017)

	Substantiated	Unsubstantiated	Exonerated	Unfounded	Officers Unidentified	Total
Force	54 5%	359 33%	407 37%	162 15%	118 11%	1100 100%
Abuse of Authority	404 15%	940 36%	864 33%	108 4%	303 12%	2619 100%
Discourtesy	51 8%	438 67%	19 3%	56 9%	92 14%	656 100%
Offensive Language	9 7%	89 65%	0 0%	21 15%	18 13%	137 100%
Total	518 11%	1826 40%	1290 29%	347 8%	531 12%	4512 100%

Substantiation Rates

The September 2017 case substantiation rate was 17%.

Figure 25: Percentage of Cases Substantiated (January 2016 - September 2017)

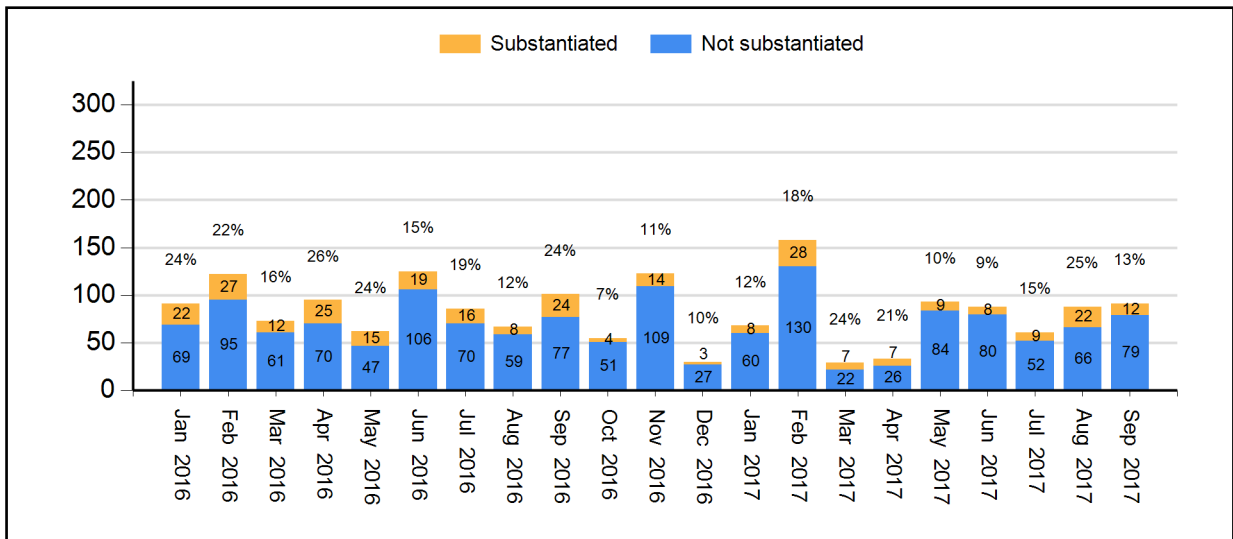


Due to the reconsideration process, counts are subject to change.

Substantiation Rates and Video

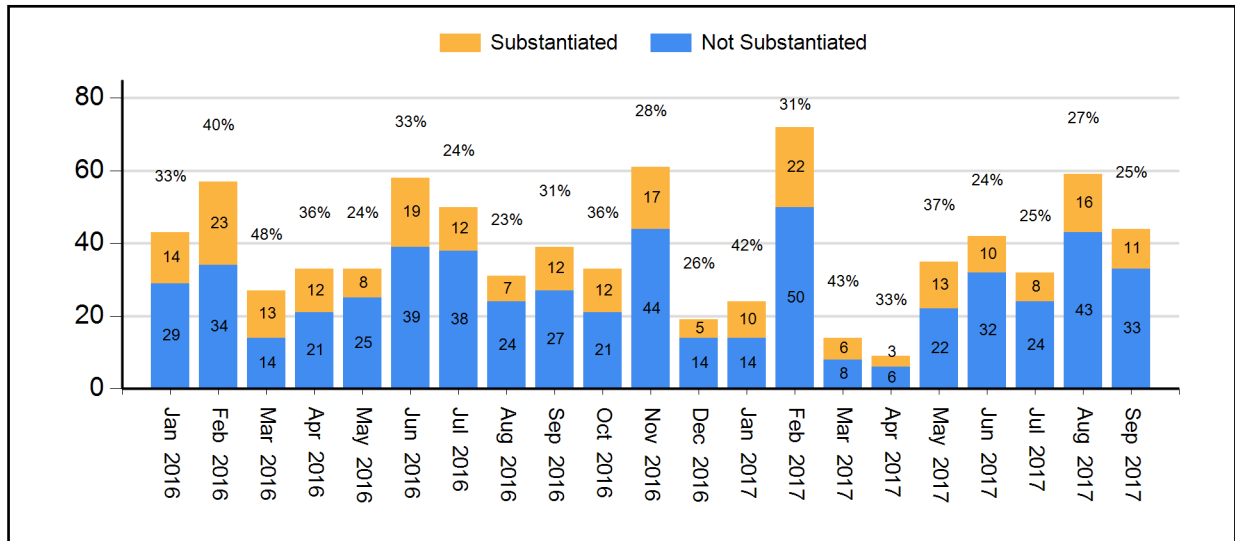
In general, investigations relying on video evidence from security cameras or personal devices result in much higher substantiation rates.

Figure 26: Substantiation Rates for Full Investigations without Video (Jan 2017 - Sep 2017) (% substantiated shown)



Due to the reconsideration process, counts are subject to change.

Figure 27: Substantiation Rates for Full Investigations with Video (Jan 2017 - Sep 2017)
 (% substantiated shown)



Due to the reconsideration process, counts are subject to change.

Board Discipline Recommendations for Substantiated Complaints

After a CCRB investigative team has completed its investigation and recommended the substantiation of a complaint against an officer, a panel of three Board members determines whether to substantiate the allegation and make a disciplinary recommendation.

- “Charges and Specifications” are the most severe form of discipline. A decision to assign Charges commences a process that may result in an administrative trial in the NYPD Trial Room. An officer may lose vacation days, be suspended, or be terminated from the Department if the officer is found guilty.
- “Instructions” or “Formalized Training” are the least severe discipline, often recommended for officers who misunderstand a policy. This determination results in training at the command level (Instructions) or training at the Police Academy or NYPD Legal Bureau (Formalized Training).
- “Command Discipline” is recommended for misconduct that is moderately serious, but does not rise to the level of that associated with Charges. An officer can lose up to ten vacation days as a result of a Command Discipline.
- When the Board has recommended Instructions, Formalized Training or Command Discipline, the case is sent to the NYPD Commissioner to impose training and/or other penalties. Cases where the Board recommends charges are prosecuted by the CCRB’s Administrative Prosecution Unit.

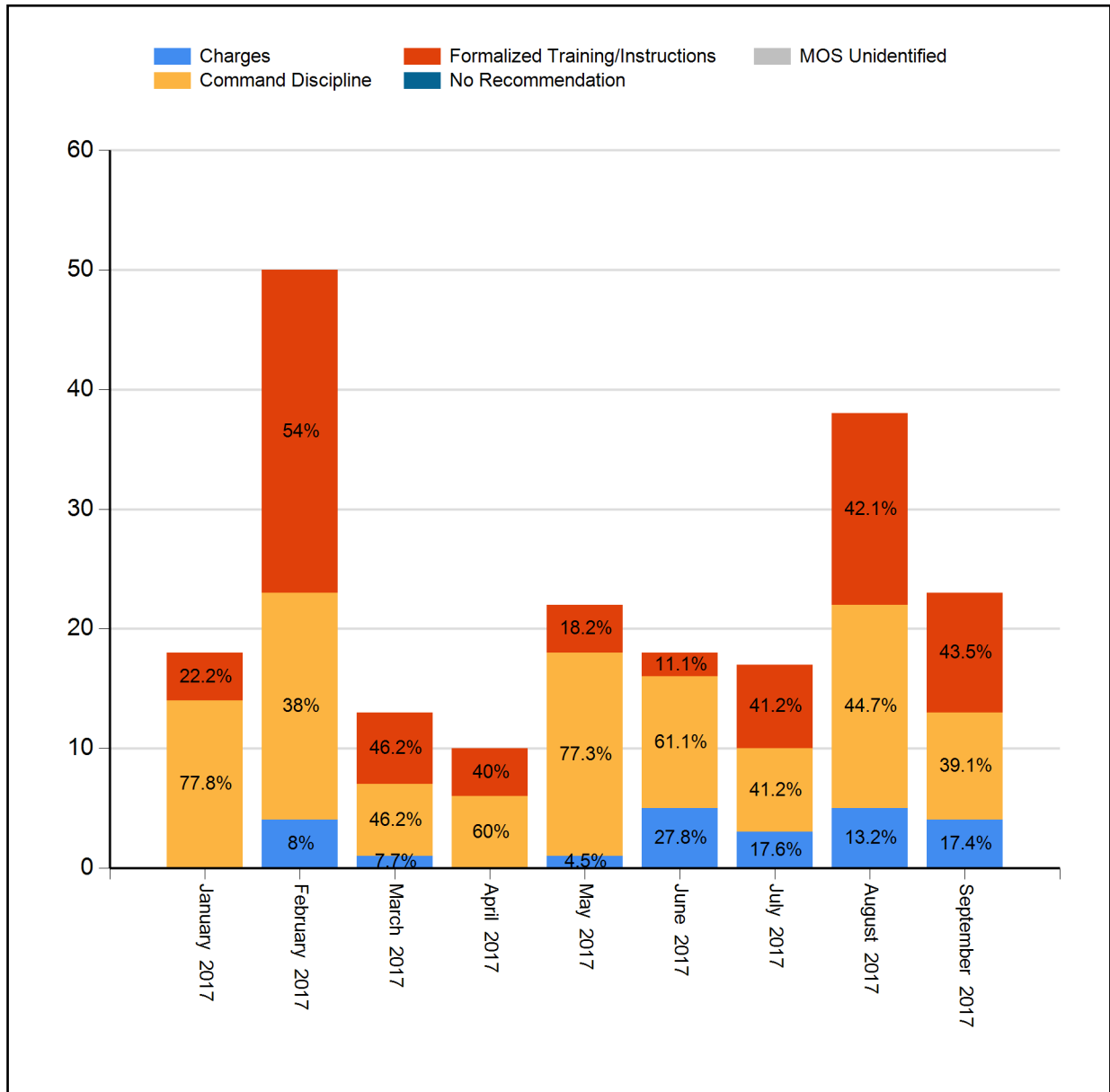
Figure 28: Board Discipline Recommendations For Substantiated Complaints*
(Sep 2016, Sep 2017, YTD 2016, YTD 2017)

Disposition	September 2016		September 2017		YTD 2016		YTD 2017	
	Count	%of Total	Count	%of Total	Count	%of Total	Count	%of Total
Charges	5	14%	4	17%	36	12%	23	11%
Command Discipline	10	28%	9	39%	128	44%	106	51%
Formalized Training	16	44%	3	13%	110	38%	47	22%
Instructions	5	14%	7	30%	14	5%	33	16%
MOS Unidentified	0	0%	0	0%	0	0%	0	0%
Total	36		23		288		209	

Due to the reconsideration process, counts are subject to change.

* A complaint containing a number of substantiated allegations against a number of different officers will typically generate a variety of different disciplinary recommendations. To determine the disciplinary recommendation associated with the complaint as a whole, the CCRB uses the most severe disciplinary recommendation made. The order of severity is: 1) Charges 2) Command Discipline 3) Formalized Training 4) Instructions.

Figure 29: Board Discipline Recommendations For Substantiated Complaints* (2017)



Due to the reconsideration process, counts are subject to change.

* A complaint containing a number of substantiated allegations against a number of different officers will typically generate a variety of different disciplinary recommendations. To determine the disciplinary recommendation associated with the complaint as a whole, the CCRB uses the most severe disciplinary recommendation made. The order of severity is: 1) Charges 2) Command Discipline 3) Formalized Training 4) Instructions.

Board Discipline Recommendations for Officers with Substantiated Allegations

A substantiated CCRB complaint may generate multiple substantiated allegations against multiple officers. Each substantiated allegation will carry its own discipline recommendation from the CCRB Board.

The following table presents the number of officers against whom discipline recommendations have been made as a result of a substantiated CCRB complaint. Where there are multiple substantiated allegations with multiple disciplinary recommendations for an officer in a complaint, the most severe disciplinary recommendation is used to determine the overall recommendation for that officer.

**Figure 30: Board Discipline Recommendations for Officers with Substantiated Allegations*
(Sep 2016, Sep 2017, YTD 2016, YTD 2017)**

Disposition	September 2016		September 2017		YTD 2016		YTD 2017	
	Count	%of Total	Count	%of Total	Count	%of Total	Count	%of Total
Charges	6	10.2%	4	13.8%	53	12.2%	30	10.2%
Command Discipline	19	32.2%	13	44.8%	194	44.6%	155	52.7%
Formalized Training	27	45.8%	3	10.3%	170	39.1%	66	22.4%
Instructions	7	11.9%	9	31%	18	4.1%	43	14.6%
MOS Unidentified	0	0%	0	0%	0	0%	0	0%
Total	59		29		435		294	

Due to the reconsideration process, counts are subject to change.

* The counts in this table reflect the number of distinct MOS with a substantiated allegation in each complaint.

Figure 31: Substantiated Allegations By Borough and NYPD Precinct (September 2017)

The figures in this table reflect all substantiated allegations for each MOS.

Board Disposition	FADO Category	Allegation	Precinct of Occurrence	Borough of Occurrence
Substantiated (Command Discipline A)	Abuse of Authority	Retaliatory summons	13	Manhattan
Substantiated (Command Discipline A)	Abuse of Authority	Retaliatory summons	13	Manhattan
Substantiated (Command Lvl Instructions)	Discourtesy	Word	26	Manhattan
Substantiated (Charges)	Abuse of Authority	Refusal to obtain medical treatment	30	Manhattan
Substantiated (Charges)	Force	Physical force	30	Manhattan
Substantiated (Charges)	Abuse of Authority	Premises entered and/or searched	42	Bronx
Substantiated (Charges)	Abuse of Authority	Threat to damage/seize property	42	Bronx
Substantiated (Command Lvl Instructions)	Abuse of Authority	Frisk	42	Bronx
Substantiated (Command Discipline B)	Abuse of Authority	Premises entered and/or searched	45	Bronx
Substantiated (Command Lvl Instructions)	Abuse of Authority	Refusal to provide name/shield number	52	Bronx
Substantiated (Command Discipline A)	Abuse of Authority	Interference with recording	60	Brooklyn
Substantiated (Command Discipline A)	Abuse of Authority	Refusal to process civilian complaint	61	Brooklyn
Substantiated (Command Lvl Instructions)	Abuse of Authority	Other	70	Brooklyn
Substantiated (Command Discipline A)	Abuse of Authority	Frisk	70	Brooklyn
Substantiated (Command Discipline A)	Abuse of Authority	Stop	70	Brooklyn
Substantiated (Command Discipline B)	Abuse of Authority	Vehicle search	75	Brooklyn
Substantiated (Command Discipline B)	Abuse of Authority	Frisk	75	Brooklyn
Substantiated (Command Discipline B)	Abuse of Authority	Frisk	75	Brooklyn
Substantiated (Command Discipline B)	Abuse of Authority	Interference with recording	75	Brooklyn
Substantiated (Command Discipline B)	Discourtesy	Word	75	Brooklyn
Substantiated (Command Discipline A)	Abuse of Authority	Vehicle stop	79	Brooklyn
Substantiated (Command Discipline A)	Abuse of Authority	Vehicle stop	79	Brooklyn
Substantiated (Command Discipline A)	Abuse of Authority	Vehicle search	79	Brooklyn
Substantiated (Command Discipline A)	Abuse of Authority	Frisk	79	Brooklyn
Substantiated (Command Discipline A)	Abuse of Authority	Premises entered and/or searched	81	Brooklyn
Substantiated (Command Discipline A)	Abuse of Authority	Premises entered and/or searched	81	Brooklyn
Substantiated (Command Discipline A)	Force	Gun Pointed	81	Brooklyn
Substantiated (Charges)	Abuse of Authority	Threat of force (verbal or physical)	84	Brooklyn
Substantiated (Charges)	Discourtesy	Action	84	Brooklyn
Substantiated (Charges)	Force	Physical force	84	Brooklyn
Substantiated (Command Lvl Instructions)	Abuse of Authority	Threat of arrest	88	Brooklyn
Substantiated (Command Lvl Instructions)	Abuse of Authority	Threat of arrest	88	Brooklyn
Substantiated (Command Lvl Instructions)	Abuse of Authority	Refusal to provide name/shield number	88	Brooklyn
Substantiated (Command Lvl Instructions)	Abuse of Authority	Retaliatory summons	88	Brooklyn
Substantiated (Command Lvl Instructions)	Discourtesy	Word	88	Brooklyn
Substantiated (Command Lvl Instructions)	Discourtesy	Action	88	Brooklyn
Substantiated (Formalized Training)	Force	Chokehold	88	Brooklyn
Substantiated (Charges)	Abuse of Authority	Vehicle search	101	Queens
Substantiated (Charges)	Abuse of Authority	Frisk	101	Queens
Substantiated (Charges)	Abuse of Authority	Frisk	101	Queens

Board Disposition	FADO Category	Allegation	Precinct of Occurrence	Borough of Occurrence
Substantiated (Charges)	Abuse of Authority	Frisk	101	Queens
Substantiated (Charges)	Abuse of Authority	Interference with recording	101	Queens
Substantiated (Charges)	Discourtesy	Word	101	Queens
Substantiated (Formalized Training)	Abuse of Authority	Vehicle search	102	Queens
Substantiated (Command Discipline A)	Abuse of Authority	Search (of person)	103	Queens
Substantiated (Command Discipline A)	Abuse of Authority	Stop	103	Queens
Substantiated (Command Discipline A)	Abuse of Authority	Question	103	Queens
Substantiated (Command Lvl Instructions)	Abuse of Authority	Premises entered and/or searched	108	Queens
Substantiated (Formalized Training)	Discourtesy	Word	121	Staten Island

Truncations

A “truncation” is a case that is not fully investigated, either because the complainant/victim withdraws the complaint; is uncooperative with the investigation; is not available for the investigative team to interview; or is never identified. The CCRB constantly seeks to lower the number of truncations.

Figure 32: Truncated Allegations (September 2017)

	Withdrawn	Uncooperative	Unavailable	Civilian Unidentified	Pending Litigation*	Total
Force	21	77	16	1	28	143
Abuse of Authority	51	200	32	3	12	298
Discourtesy	9	36	8	0	1	54
Offensive Language	5	11	0	0	0	16
Total	86	324	56	4	41	511

Figure 33: Truncated CCRB Complaints (September 2017)

	Withdrawn	Uncooperative	Unavailable	Civilian Unidentified	Pending Litigation*	Total
Total	39	117	26	1	18	201

Figure 34: Truncated Allegations (YTD 2017)

	Withdrawn	Uncooperative	Unavailable	Civilian Unidentified	Pending Litigation*	Total
Force	226	635	186	17	48	1112
Abuse of Authority	511	1587	285	29	22	2434
Discourtesy	134	394	61	9	3	601
Offensive Language	26	106	23	6	1	162
Total	897	2722	555	61	74	4309

Figure 35: Truncated CCRB Complaints (YTD 2017)

	Withdrawn	Uncooperative	Unavailable	Civilian Unidentified	Pending Litigation*	Total
Total	413	990	277	27	32	1739

*Pending Litigation is a truncation category added in August 2017. It indicates that the complaint was truncated due to the complainant/victim's attorney.

Complaints Against Officers Assigned to Police Service Areas

The Police Service Areas (PSA) are commands that police New York City Housing Developments throughout the five boroughs. PSA complaints are defined as complaints that contain at least one FADO allegation against an officer assigned to a PSA command.

Figure 36: PSA Complaints Closed as % of Total Complaints Closed

	Sep 2016	Sep 2017	YTD 2016	YTD 2017
PSA Complaints	18	28	134	129
Total Complaints	320	391	3337	3076
PSA Complaints as % of Total	5.6%	7.2%	4.0%	4.2%

A single PSA complaint may contain allegations against multiple officers assigned to multiple PSA commands. The following table breaks out the different PSAs and shows the number of officers assigned to each PSA against whom FADO allegations have been made.

Figure 37: Closed Complaints Against Officers Assigned to a PSA

	Sep 2016	Sep 2017	YTD 2016	YTD 2017
PSA 1	5	8	29	28
PSA 2	3	9	31	27
PSA 3	3	5	18	25
PSA 4	7	0	36	8
PSA 5	2	8	15	32
PSA 6	1	1	23	20
PSA 7	3	16	35	57
PSA 8	6	2	18	20
PSA 9	1	4	14	16
Total	31	53	219	233

Complaints typically contain more than one allegation. The following table shows the allegations made against officers assigned to PSA commands broken out by FADO type.

Figure 38: Closed Allegations Against Officers Assigned to a PSA by FADO Type

	Sep 2016		Sep 2017		YTD 2016		YTD 2017	
	Count	% of Total	Count	% of Total	Count	% of Total	Count	% of Total
Force (F)	10	26%	23	32%	103	34%	85	27%
Abuse of Authority (A)	24	62%	39	54%	139	46%	166	53%
Discourtesy (D)	4	10%	8	11%	48	16%	50	16%
Offensive Language (O)	1	3%	2	3%	11	4%	12	4%
Total	39	101%	72	100%	301	100%	313	100%

Dispositions of Officers Assigned to PSAs

The following tables show the Board disposition of officers assigned to a PSA with a FADO allegation made against them.

Figure 39: Disposition of PSA Officers (2016 vs 2017)

	Sep 2016		Sep 2017		YTD 2016		YTD 2017	
	Count	% of Total	Count	% of Total	Count	% of Total	Count	% of Total
Full Investigations								
Substantiated	7	35%	4	15%	22	19%	34	26%
Exonerated	4	20%	9	35%	35	30%	45	34%
Unfounded	1	5%	0	0%	13	11%	1	1%
Unsubstantiated	8	40%	13	50%	47	40%	53	40%
MOS Unidentified	0	0%	0	0%	0	0%	0	0%
Total - Full Investigations	20		26		117		133	
Mediation Closures	Count	% of Total	Count	% of Total	Count	% of Total	Count	% of Total
Mediated	0	0%	3	38%	5	17%	11	38%
Mediation Attempted	10	100%	5	62%	25	83%	18	62%
Total - ADR Closures	10		8		30		29	
Resolved Case Total	30	97%	34	64%	147	67%	162	70%
Truncations / Other Closures	Count	% of Total	Count	% of Total	Count	% of Total	Count	% of Total
Complaint withdrawn	0	0%	2	11%	7	10%	13	18%
Complainant/Victim/Witness uncooperative	0	0%	9	47%	53	74%	45	63%
Complainant/Victim/Witness unavailable	0	0%	2	11%	4	6%	7	10%
Victim unidentified	0	0%	0	0%	1	1%	0	0%
Closed - Pending Litigation*	0	0%	4	21%	0	0%	4	6%
Miscellaneous	0	0%	0	0%	2	3%	0	0%
Administrative closure*	1	100%	2	11%	5	7%	2	3%
Total - Other Case Dispositions	1		19		72		71	
Total - Closed Cases	31		53		219		233	

* Closed - Pending Litigation is a truncation category added in August 2017. It indicates that the complaint was truncated due to the complainant/victim's attorney.

**Administrative closure is a special category that deals with NYPD's Internal Affairs Bureau-referred cases or spin off cases with no complainant/victim, and in which CCRB attempts to locate or identify a complainant/victim has yielded no results.

Mediation Unit

Whenever mediation between a complainant/victim and subject officer is suitable, it is offered by CCRB investigators. If the complainant/victim and subject officer both agree to participate, a neutral, third-party mediator facilitates a conversation between the parties. “Mediation Attempted” refers to a situation in which an officer agrees to mediate and the complainant becomes unavailable (after the complainant initially agreed to mediation). The chart below indicates the number of mediations and attempted mediations in September and this year.

Figure 40: Mediated Complaints Closed

	September 2017			YTD 2017		
	Mediated	Mediation Attempted	Total	Mediated	Mediation Attempted	Total
Mediated Complaints	19	24	43	141	122	263

Figure 41: Mediated FADO Allegations Closed

	September 2017			YTD 2017		
	Mediated	Mediation Attempted	Total	Mediated	Mediation Attempted	Total
Force	1	6	7	16	17	33
Abuse of Authority	22	33	55	201	163	364
Discourtesy	9	11	20	67	66	133
Offensive Language	2	2	4	12	15	27
Total	34	52	86	296	261	557

Figure 42: Mediated Complaints By Borough (September 2017)

	Mediations
Bronx	2
Brooklyn	7
Manhattan	6
Queens	4
Staten Island	0

Figure 43: Mediated Allegations By Borough (September 2017)

	Mediations
Bronx	7
Brooklyn	14
Manhattan	9
Queens	4
Staten Island	0

**Figure 44: Mediated Complaints By Precinct
(Sep 2017 - YTD 2017)**

Precinct	Sep 2017	YTD 2017	Precinct	Sep 2017	YTD 2017
1	0	2	67	1	5
6	0	1	68	0	1
7	0	1	70	0	1
9	1	1	71	0	1
13	0	1	72	0	2
14	1	2	73	0	3
18	1	6	75	2	6
19	0	3	77	1	3
20	0	1	79	0	3
22	1	1	81	0	5
24	1	1	83	1	2
25	0	4	84	0	2
26	0	1	88	1	2
28	0	3	94	0	2
30	0	2	100	0	1
32	0	4	101	0	3
33	0	1	102	0	3
34	0	1	103	1	3
40	1	1	104	0	1
41	0	1	105	0	3
42	0	1	106	1	1
43	0	2	107	1	2
44	0	3	108	0	1
45	0	3	110	1	4
47	0	3	112	0	1
48	0	1	113	0	1
50	0	3	114	0	4
52	1	4	115	0	2
61	0	2	120	0	1
62	0	1	121	0	2
63	0	1	122	0	2
66	1	5	NA	1	1

**Figure 45: Mediated Allegations By Precinct
(Sep 2017 - YTD 2017)**

Precinct	Sep 2017	YTD 2017	Precinct	Sep 2017	YTD 2017
1	0	5	67	2	12
6	0	2	68	0	1
7	0	7	70	0	4
9	2	2	71	0	5
13	0	1	72	0	3
14	1	4	73	0	6
18	3	18	75	4	15
19	0	4	77	1	7
20	0	1	79	0	7
22	1	1	81	0	5
24	1	1	83	1	3
25	0	8	84	0	3
26	0	2	88	3	4
28	0	4	94	0	3
30	0	3	100	0	1
32	0	6	101	0	3
33	0	3	102	0	7
34	0	5	103	1	5
40	5	5	104	0	4
41	0	2	105	0	6
42	0	1	106	1	1
43	0	6	107	1	4
44	0	3	108	0	4
45	0	11	110	1	9
47	0	5	112	0	2
48	0	2	113	0	1
50	0	8	114	0	10
52	2	13	115	0	2
61	0	3	120	0	1
62	0	4	121	0	6
63	0	1	122	0	2
66	3	8	NA	1	1

Administrative Prosecution Unit

The CCRB's Administrative Prosecution Unit (APU) prosecutes police misconduct cases when the Board has recommended charges, in the NYPD Trial Room. The APU is also able to offer pleas to officers who admit guilt rather than going to trial. Following a plea agreement or the conclusion of a disciplinary trial, cases are sent to the Police Commissioner for final penalties.

Figure 46: Administrative Prosecution Unit Case Closures

Disposition Category	Prosecution Disposition	Sep 2017	YTD 2017
Disciplinary Action	Not guilty after trial but Discipline Imposed	0	0
	Guilty after trial	1	21
	Trial verdict dismissed by PC, Comm. Disc. A imposed	0	0
	Trial verdict dismissed by PC, Comm. Disc. B imposed	0	0
	Trial verdict dismissed by PC, Formalized Training imposed	0	0
	Trial verdict dismissed by PC, Instructions imposed	0	0
	Trial verdict reversed by PC, Final verdict Guilty	0	0
	Resolved by plea	1	22
	Plea set aside, Comm. Disc. B	0	0
	Plea set aside, Comm. Disc. A	0	0
	Plea set aside, Formalized Training	0	1
	Plea set aside, Instructions	0	1
	*Retained, with discipline	0	4
	Disciplinary Action Total	2	49
No Disciplinary Action	Not guilty after trial	2	25
	Trial verdict reversed by PC, Final verdict Not Guilty	0	1
	Plea set aside, Without discipline	0	3
	**Retained, without discipline	0	3
	Dismissed by APU	0	0
	SOL Expired in APU	0	0
	No Disciplinary Action Total	2	32
Not Adjudicated	Charges not filed	0	0
	Deceased	0	0
	Other	0	0
	***Previously adjudicated, with discipline	0	0
	***Previously adjudicated, without discipline	0	0
	†Reconsidered by CCRB Board	0	3
	Retired	0	0
	SOL Expired prior to APU	0	0
	Not Adjudicated Total	0	3
Total Closures	4	84	

*Retained cases are those in which the Department kept jurisdiction pursuant to Section 2 of the April 2, 2012 Memorandum of Understanding between the NYPD and the CCRB.

** When the Department keeps jurisdiction pursuant to Section 2 and does not impose any discipline on the officer, it is the equivalent of a category referred to as "Department Unable to Prosecute" (DUP). Cases are referred to as DUP when the department decides that it will not discipline an officer against whom the Board recommended discipline other than charges.

*** In some cases, the Department conducts its own investigation and prosecution prior to the completion of the CCRB's investigation. In those cases, the APU does not conduct a second prosecution.

† Under the Board's reconsideration process, an officer who has charges recommended as the penalty for a substantiated allegation may have the recommended penalty changed to something other than charges or have the disposition changed to something other than substantiated. In those cases, the APU ceases its prosecution.

NYPD Discipline

Under the New York City Charter, the Police Commissioner makes the final decision regarding discipline and the outcome of disciplinary trials.

The first chart reflects NYPD-imposed discipline for cases brought by the APU (Charges).

The chart on the following page reflects cases referred to the Police Commissioner where the Board recommended Command Discipline, Formalized Training or Instructions.

Figure 47: NYPD Discipline Imposed for Adjudicated APU Cases

Discipline*	September 2017	YTD 2017
Terminated	0	0
Suspension for or loss of vacation time of 31 or more days and/or Dismissal Probation	0	0
Suspension for or loss of vacation time of 21 to 30 days	0	2
Suspension for or loss of vacation time of 11 to 20 days	2	13
Suspension for or loss of vacation time of 1 to 10 days	0	27
Command Discipline B	0	0
Command Discipline A	0	0
Formalized Training**	0	5
Instructions***	0	1
Warned & Admonished/Reprimanded	0	1
Disciplinary Action† Total	2	49
No Disciplinary Action†	2	32
Adjudicated Total	4	81
Discipline Rate	50%	60%
Not Adjudicated† Total	0	3
Total Closures	4	84

*Where more than one penalty is imposed on a respondent, it is reported under the more severe penalty.

** Formalized training is conducted by the Police Academy, the NYPD Legal Bureau, or other NYPD Unit.

*** Instructions are conducted at the command level.

† The case closure types that define the "Disciplinary Action", "No Disciplinary Action" and "Not Adjudicated" categories are listed in Figure 43 on the previous page.

Figure 48: NYPD Discipline Imposed for Non-APU Cases

Disposition	Disposition Type*	September 2017	YTD 2017
Disciplinary Action	Terminated	0	0
	Suspension for or loss of vacation time of 31 or more days and/or Dismissal Probation	0	0
	Suspension for or loss of vacation time of 21 to 30 days	0	0
	Suspension for or loss of vacation time of 11 to 20 days	0	1
	Suspension for or loss of vacation time of 1 to 10 days	0	0
	Command Discipline B	1	14
	Command Discipline A	10	81
	Formalized Training**	7	91
	Instructions***	5	33
	Warned & admonished/Reprimanded	0	0
	Total	23	220
No Disciplinary Action	Filed ††	1	10
	SOL Expired	0	0
	Department Unable to Prosecute†††	6	63
	Total	7	73
	Discipline Rate	77%	75%
	DUP Rate	20%	22%

*Where the respondent is found guilty of charges, and the penalty imposed would fall into more than one of the above listed categories, it is reported under the more severe penalty.

** Formalized training is conducted by the Police Academy, the NYPD Legal Bureau, or other NYPD Unit.

*** Instructions are conducted at the command level.

† This verdict relates to a trial conducted by DAO on a case decided by the Board prior to the activation of the APU.

†† "Filed" is a term used when the police department is not required to take action against the subject officer because the officer has resigned or retired from the department, or has been terminated.

††† When the department decides that it will not discipline an officer against whom the Board recommended discipline other than charges, those cases are referred to as "Department Unable to Prosecute," or DUP.

Figure 49: NYPD Discipline Imposed for Allegations - Non-APU Cases (September 2017)

Board Disposition	FADO Type	Allegation	Precinct	Borough	NYPD Discipline
Substantiated (Formalized Training)	A	Refusal to provide name/shield number	1	Manhattan	Formalized Training
Substantiated (Formalized Training)	A	Stop	1	Manhattan	Formalized Training
Substantiated (Command Discipline A)	A	Vehicle search	10	Manhattan	Command Discipline A
Substantiated (Command Discipline A)	A	Frisk	10	Manhattan	No Discipline
Substantiated (Command Discipline A)	A	Frisk	10	Manhattan	Command Discipline A
Substantiated (Command Discipline B)	A	Frisk	10	Manhattan	No Discipline
Substantiated (Command Discipline B)	A	Frisk	10	Manhattan	No Discipline
Substantiated (Command Discipline A)	A	Search (of person)	10	Manhattan	Command Discipline A
Substantiated (Command Discipline B)	A	Stop	10	Manhattan	No Discipline
Substantiated (Formalized Training)	A	Threat of arrest	18	Manhattan	No Discipline
Substantiated (Command Discipline B)	A	Premises entered and/or searched	25	Manhattan	Command Discipline A
Substantiated (Command Discipline B)	A	Premises entered and/or searched	25	Manhattan	Command Discipline A
Substantiated (Command Discipline B)	A	Refusal to provide name/shield number	25	Manhattan	Command Discipline A
Substantiated (Command Discipline B)	A	Retaliatory summons	40	Bronx	Command Discipline A
Substantiated (Command Discipline B)	A	Frisk	40	Bronx	Command Discipline A
Substantiated (Command Discipline B)	A	Stop	40	Bronx	Command Discipline A
Substantiated (Command Discipline B)	A	Stop	40	Bronx	Command Discipline A
Substantiated (Formalized Training)	A	Threat of force (verbal or physical)	42	Bronx	Instructions
Substantiated (Formalized Training)	A	Retaliatory arrest	42	Bronx	Formalized Training
Substantiated (Formalized Training)	A	Refusal to obtain medical treatment	42	Bronx	No Discipline
Substantiated (Command Discipline A)	A	Refusal to obtain medical treatment	42	Bronx	Formalized Training
Substantiated (Command Discipline A)	A	Other	42	Bronx	Formalized Training
Substantiated (Formalized Training)	A	Other	42	Bronx	Formalized Training
Substantiated (Formalized Training)	D	Word	42	Bronx	Instructions
Substantiated (Formalized Training)	A	Frisk	42	Bronx	Formalized Training
Substantiated (Command Discipline A)	F	Pepper spray	45	Bronx	Command Discipline B
Substantiated (Command Discipline A)	D	Word	45	Bronx	Command Discipline B
Substantiated (Command Discipline B)	A	Stop	45	Bronx	Formalized Training
Substantiated (Formalized Training)	A	Refusal to process civilian complaint	52	Bronx	Command Discipline A
Substantiated (Command Discipline A)	D	Word	60	Brooklyn	No Discipline
Substantiated (Command Discipline A)	D	Word	60	Brooklyn	No Discipline

Board Disposition	FADO Type	Allegation	Precinct	Borough	NYPD Discipline
Substantiated (Command Discipline A)	D	Word	60	Brooklyn	Instructions
Substantiated (Formalized Training)	A	Vehicle search	67	Brooklyn	Instructions
Substantiated (Command Discipline A)	A	Refusal to provide name/shield number	69	Brooklyn	Command Discipline A
Substantiated (Command Discipline A)	A	Search (of person)	69	Brooklyn	Command Discipline A
Substantiated (Command Discipline A)	A	Strip-searched	75	Brooklyn	Command Discipline A
Substantiated (Formalized Training)	A	Vehicle search	75	Brooklyn	Formalized Training
Substantiated (Command Discipline A)	A	Frisk	79	Brooklyn	Command Discipline A
Substantiated (Command Discipline A)	A	Search (of person)	79	Brooklyn	Command Discipline A
Substantiated (Command Discipline A)	A	Stop	79	Brooklyn	Command Discipline A
Substantiated (Formalized Training)	F	Gun Pointed	88	Brooklyn	No Discipline
Substantiated (Formalized Training)	A	Threat of force (verbal or physical)	88	Brooklyn	Instructions
Substantiated (Formalized Training)	F	Nonlethal restraining device	106	Queens	Instructions
Substantiated (Formalized Training)	F	Nonlethal restraining device	106	Queens	Instructions
Substantiated (Formalized Training)	F	Nonlethal restraining device	106	Queens	Instructions
Substantiated (Command Discipline B)	A	Premises entered and/or searched	120	Staten Island	Command Discipline A
Substantiated (Formalized Training)	D	Word	121	Staten Island	Formalized Training

Figure 50: NYPD Discipline Imposed for Allegations - APU Adjudicated Cases (September 2017)

Board Disposition	FADO Type	Allegation	Precinct	Borough	NYPD Discipline
Substantiated (Charges)	F	Pepper spray	40	Bronx	No Discipline (Not guilty after trial)
Substantiated (Charges)	F	Nightstick as club (incl asp & baton)	46	Bronx	No Discipline (Not guilty after trial)
Substantiated (Charges)	F	Nonlethal restraining device	46	Bronx	Forfeit vacation 15 day(s)
Substantiated (Charges)	F	Nonlethal restraining device	46	Bronx	Forfeit vacation 15 day(s)
Substantiated (Charges)	F	Physical force	72	Brooklyn	Forfeit vacation 20 day(s)

Appendix

Over the years, the CCRB has made many types of data publicly available. In reorganizing the Monthly Report, we do not intend to remove any valuable information from the public domain. However, the Agency believes that some information is essential to place in the main body of the Monthly Report, while more granular charts and figures are better suited to the Appendix. We welcome you to contact the CCRB at www.nyc.gov or 212-912-7235 if you are having difficulty finding information on CCRB data that was formerly available.

Figure 51: CCRB Open Docket - Age of CCRB Cases Based On Incident Date

	September 2017		August 2017		Change	% Change
	Count	% of Total	Count	% of Total		
Cases 0-4 Months	1002	80.4%	1055	82.6%	-53	-5.0%
Cases 5-7 Months	169	13.6%	161	12.6%	8	5.0%
Cases 8 Months	29	2.3%	13	1.0%	16	123.1%
Cases 9 Months	8	0.6%	8	0.6%	0	0.0%
Cases 10 Months	7	0.6%	6	0.5%	1	16.7%
Cases 11 Months	4	0.3%	4	0.3%	0	0.0%
Cases 12 Months	4	0.3%	6	0.5%	-2	-33.3%
Cases 13 Months	2	0.2%	3	0.2%	-1	-33.3%
Cases 14 Months	6	0.5%	4	0.3%	2	50.0%
Cases 15 Months	3	0.2%	3	0.2%	0	0.0%
Cases 16 Months	2	0.2%	2	0.2%	0	0.0%
Cases 17 Months	1	0.1%	0	0.0%	1	NA
Cases 18 Months	0	0.0%	2	0.2%	-2	NA
Cases Over 18 Months	10	0.8%	11	0.9%	-1	-9.1%
NA	0	0.0%	0	0.0%	0	NA
Total	1247	100.0%	1278	100.0%	-31	-2.4%

Figure 52: CCRB Open Docket - Age of CCRB Cases Based On CCRB Received Date

	September 2017		August 2017		Change	% Change
	Count	% of Total	Count	% of Total		
Cases 0-4 Months	1101	88.3%	1141	89.3%	-40	-3.5%
Cases 5-7 Months	118	9.5%	113	8.8%	5	4.4%
Cases 8 Months	13	1.0%	7	0.5%	6	85.7%
Cases 9 Months	2	0.2%	2	0.2%	0	0.0%
Cases 10 Months	2	0.2%	1	0.1%	1	100.0%
Cases 11 Months	1	0.1%	3	0.2%	-2	-66.7%
Cases 12 Months	3	0.2%	3	0.2%	0	0.0%
Cases 13 Months	0	0.0%	1	0.1%	-1	NA
Cases 14 Months	1	0.1%	0	0.0%	1	NA
Cases 15 Months	0	0.0%	1	0.1%	-1	NA
Cases 16 Months	1	0.1%	2	0.2%	-1	-50.0%
Cases 17 Months	2	0.2%	0	0.0%	2	NA
Cases 18 Months	0	0.0%	0	0.0%	0	NA
Cases Over 18 Months	3	0.2%	4	0.3%	-1	-25.0%
NA	0	0.0%	0	0.0%	0	NA
Total	1247	100.0%	1278	100.0%	-31	-2.4%

Figure 53: CCRB Investigations Docket - Age of CCRB Cases Based On Incident Date

	September 2017		August 2017		Change	% Change
	Count	% of Total	Count	% of Total		
Cases 0-4 Months	708	85.9%	711	88.4%	-3	-0.4%
Cases 5-7 Months	71	8.6%	58	7.2%	13	22.4%
Cases 8 Months	16	1.9%	4	0.5%	12	300.0%
Cases 9 Months	5	0.6%	5	0.6%	0	0.0%
Cases 10 Months	4	0.5%	2	0.2%	2	100.0%
Cases 11 Months	2	0.2%	2	0.2%	0	0.0%
Cases 12 Months	1	0.1%	3	0.4%	-2	-66.7%
Cases 13 Months	2	0.2%	3	0.4%	-1	-33.3%
Cases 14 Months	4	0.5%	3	0.4%	1	33.3%
Cases 15 Months	3	0.4%	1	0.1%	2	200.0%
Cases 16 Months	1	0.1%	2	0.2%	-1	-50.0%
Cases 17 Months	0	0.0%	0	0.0%	0	NA
Cases 18 Months	0	0.0%	1	0.1%	-1	NA
Cases Over 18 Months	7	0.8%	9	1.1%	-2	-22.2%
NA	0	0.0%	0	0.0%	0	NA
Total	824	100.0%	804	100.0%	20	2.5%

Figure 54: CCRB DA Hold Docket - Age of CCRB Cases Based On Incident Date

	September 2017	
	Count	% of Total
Cases 0-4 Months	1	8.3%
Cases 5-7 Months	2	16.7%
Cases 8 Months	1	8.3%
Cases 9 Months	1	8.3%
Cases 10 Months	2	16.7%
Cases 11 Months	1	8.3%
Cases 12 Months	0	0.0%
Cases 13 Months	1	8.3%
Cases 14 Months	1	8.3%
Cases 15 Months	0	0.0%
Cases 16 Months	0	0.0%
Cases 17 Months	0	0.0%
Cases 18 Months	0	0.0%
Cases Over 18 Months	2	16.7%
NA	0	0.0%
Total	12	100.0%

Figure 55: Disposition of Force Allegations (YTD 2017)

Force Allegation	Substantiated		Exonerated		Unsubstantiated		Unfounded		Officer Unidentified		Miscellaneous	
	Count	%	Count	%	Count	%	Count	%	Count	%	Count	%
Gun Pointed	8	8.3%	45	46.9%	22	22.9%	11	11.5%	10	10.4%	0	0%
Gun fired	0	0.0%	0	0.0%	0	0.0%	0	0.0%	0	0.0%	0	0.0%
Nightstick as club (incl asp & baton)	2	11.1%	6	33.3%	3	16.7%	3	16.7%	4	22.2%	0	0%
Gun as club	2	28.6%	0	0%	2	28.6%	1	14.3%	2	28.6%	0	0%
Radio as club	0	0%	0	0%	1	50%	1	50%	0	0%	0	0%
Flashlight as club	0	0.0%	0	0.0%	0	0.0%	0	0.0%	0	0.0%	0	0.0%
Police shield	0	0%	0	0%	4	100%	0	0%	0	0%	0	0%
Vehicle	1	12.5%	1	12.5%	3	37.5%	3	37.5%	0	0%	0	0%
Other blunt instrument as a club	0	0%	0	0%	1	16.7%	4	66.7%	1	16.7%	0	0%
Hit against inanimate object	0	0%	7	19.4%	19	52.8%	5	13.9%	5	13.9%	0	0%
Chokehold	7	14.9%	0	0%	19	40.4%	15	31.9%	6	12.8%	0	0%
Pepper spray	1	4.3%	13	56.5%	4	17.4%	1	4.3%	4	17.4%	0	0%
Physical force	26	3.4%	315	41.6%	239	31.6%	101	13.3%	75	9.9%	1	0.1%
Handcuffs too tight	0	0%	0	0%	5	41.7%	4	33.3%	3	25%	0	0%
Nonlethal restraining device	2	11.1%	11	61.1%	3	16.7%	2	11.1%	0	0%	0	0%
Animal	0	0.0%	0	0.0%	0	0.0%	0	0.0%	0	0.0%	0	0.0%
Other	5	7.5%	9	13.4%	34	50.7%	11	16.4%	8	11.9%	0	0%
Total	54	4.9%	407	37%	359	32.6%	162	14.7%	118	10.7%	1	0.1%

Figure 56: Disposition of Abuse of Authority Allegations (YTD 2017)

Abuse of Authority Allegation	Substantiated		Exonerated		Unsubstantiated		Unfounded		Officer Unidentified		Miscellaneous	
	Count	%	Count	%	Count	%	Count	%	Count	%	Count	%
Gun Drawn	2	8%	12	48%	4	16%	1	4%	6	24%	0	0%
Strip-searched	4	10.3%	7	17.9%	18	46.2%	4	10.3%	6	15.4%	0	0%
Vehicle stop	19	10.4%	83	45.4%	63	34.4%	0	0%	18	9.8%	0	0%
Vehicle search	34	21%	58	35.8%	48	29.6%	3	1.9%	19	11.7%	0	0%
Premises entered and/or searched	40	9.6%	274	65.9%	75	18%	6	1.4%	21	5%	0	0%
Threat of summons	1	5%	9	45%	6	30%	0	0%	4	20%	0	0%
Threat of arrest	14	5.8%	91	37.8%	109	45.2%	8	3.3%	19	7.9%	0	0%
Threat to notify ACS	1	7.1%	5	35.7%	7	50%	0	0%	1	7.1%	0	0%
Threat of force (verbal or physical)	12	9.4%	18	14.2%	61	48%	15	11.8%	21	16.5%	0	0%
Threat to damage/seize property	2	5.6%	13	36.1%	16	44.4%	1	2.8%	4	11.1%	0	0%
Property damaged	4	6.8%	14	23.7%	23	39%	2	3.4%	16	27.1%	0	0%
Refusal to process civilian complaint	13	28.9%	1	2.2%	23	51.1%	1	2.2%	7	15.6%	0	0%
Refusal to provide name/shield number	22	8.8%	0	0%	167	67.1%	34	13.7%	26	10.4%	0	0%
Retaliatory arrest	10	58.8%	2	11.8%	5	29.4%	0	0%	0	0%	0	0%
Retaliatory summons	13	86.7%	0	0%	1	6.7%	1	6.7%	0	0%	0	0%
Refusal to obtain medical treatment	3	4.3%	0	0%	46	66.7%	14	20.3%	6	8.7%	0	0%
Improper dissemination of medical info	0	0.0%	0	0.0%	0	0.0%	0	0.0%	0	0.0%	0	0.0%
Other	30	34.1%	43	48.9%	8	9.1%	1	1.1%	6	6.8%	0	0%
Seizure of property	4	15.4%	12	46.2%	9	34.6%	0	0%	1	3.8%	0	0%
Failure to show search warrant	2	10%	0	0%	14	70%	1	5%	3	15%	0	0%
Frisk	64	33.7%	43	22.6%	50	26.3%	2	1.1%	31	16.3%	0	0%
Search (of person)	40	19%	42	20%	82	39%	2	1%	44	21%	0	0%
Stop	56	21.1%	116	43.8%	56	21.1%	3	1.1%	34	12.8%	0	0%
Question	7	13.7%	16	31.4%	14	27.5%	0	0%	14	27.5%	0	0%
Refusal to show arrest warrant	0	0%	0	0%	2	66.7%	0	0%	1	33.3%	0	0%
Interference with recording	7	15.2%	5	10.9%	22	47.8%	8	17.4%	4	8.7%	0	0%
Search of recording device	0	0%	0	0%	8	72.7%	0	0%	3	27.3%	0	0%
Electronic device information deletion	0	0%	0	0%	3	60%	1	20%	1	20%	0	0%
Total	404	15.3%	864	32.8%	940	35.7%	108	4.1%	316	12%	0	0%

Figure 57: Disposition of Discourtesy Allegations (YTD 2017)

Discourtesy Allegation	Substantiated		Exonerated		Unsubstantiated		Unfounded		Officer Unidentified		Miscellaneous	
	Count	%	Count	%	Count	%	Count	%	Count	%	Count	%
Word	43	7.5%	18	3.2%	382	66.9%	46	8.1%	82	14.4%	0	0%
Gesture	0	0%	0	0%	11	78.6%	1	7.1%	2	14.3%	0	0%
Demeanor/tone	1	50%	0	0%	1	50%	0	0%	0	0%	0	0%
Action	7	10.1%	1	1.4%	44	63.8%	9	13%	8	11.6%	0	0%
Other	0	0.0%	0	0.0%	0	0.0%	0	0.0%	0	0.0%	0	0.0%
Total	51	7.8%	19	2.9%	438	66.8%	56	8.5%	92	14%	0	0%

Figure 58: Disposition of Offensive Language Allegations (YTD 2017)

Offensive Language Allegation	Substantiated		Exonerated		Unsubstantiated		Unfounded		Officer Unidentified		Miscellaneous	
	Count	%	Count	%	Count	%	Count	%	Count	%	Count	%
Race	2	4.4%	0	0%	28	62.2%	10	22.2%	5	11.1%	0	0%
Ethnicity	1	4.5%	0	0%	15	68.2%	1	4.5%	5	22.7%	0	0%
Religion	2	33.3%	0	0%	2	33.3%	2	33.3%	0	0%	0	0%
Gender	1	2.9%	0	0%	22	62.9%	6	17.1%	6	17.1%	0	0%
Sexual orientation	0	0%	0	0%	11	91.7%	1	8.3%	0	0%	0	0%
Physical disability	0	0%	0	0%	3	100%	0	0%	0	0%	0	0%
Other	3	21.4%	0	0%	8	57.1%	1	7.1%	2	14.3%	0	0%
Total	9	6.6%	0	0%	89	65%	21	15.3%	18	13.1%	0	0%

Figure 59: Administrative Prosecutions Unit Open Docket (September 2017)

Case Stage	Cases	Percent
Charges served, Conference Date Requested	0	0%
Trial commenced	0	0%
Awaiting filing of charges	17	30%
Charges filed, awaiting service	11	20%
Charges served, CORD/SoEH/DCS pending	7	13%
Calendared for court appearance	5	9%
Case Off Calendar - Subsequent Appearance Pending	3	5%
Trial scheduled	3	5%
Plea agreed - paperwork pending	10	18%
Total	56	100%

CORD is the CO's Report on MOS facing discipline.
 SoEH is the Summary of Employment History.
 DCS is the Disciplinary Cover Sheet.

Figure 60: Administrative Prosecutions Unit Cases Awaiting Final Disposition (September 2017)

Case Stage	Cases	Percent
Disposition modified, awaiting final disp.	8	14%
Plea filed - awaiting approval by PC	21	36%
Verdict rendered - awaiting approval by PC	20	34%
Verdict rendered - Fogel response due	5	8%
Trial completed, awaiting verdict	5	8%
Total	59	100%

A Fogel response is a letter to the Trial Commissioner with comments from the CCRB on the Trial Commissioner's report and recommendation.

Figure 61: Officers With CCRB Complaints Closed in 2017 by Command

Patrol Services Bureau	Substantiated MOS Sep 2017	Substantiated MOS YTD 2017	Total MOS Sep 2017	Total MOS YTD 2017
Patrol Borough Manhattan South Total	2	15	27	207
Patrol Borough Manhattan North Total	0	33	35	327
Patrol Borough Bronx Total	1	43	73	481
Patrol Borough Brooklyn South Total	4	24	45	363
Patrol Borough Brooklyn North Total	5	54	62	422
Patrol Borough Queens South Total	1	19	30	281
Patrol Borough Queens North Total	1	8	21	137
Patrol Borough Staten Island Total	1	6	24	128
Special Operations Division Total	0	2	3	34
Other Patrol Services Bureau Commands Total	0	0	0	0
Total	15	204	320	2380
Other Bureaus				
Traffic Control Division Total	0	5	4	29
Transit Bureau Total	1	3	18	141
Housing Bureau Total	4	35	57	246
Organized Crime Control Bureau Total	3	17	17	179
Detective Bureau Total	2	8	14	101
Other Bureaus Total	3	18	13	108
Total	13	86	123	804
Other Commands				
Deputy Commissioners and Miscellaneous Commands Total	0	1	3	26
Undetermined	1	3	3	25
Total	29	294	449	3235

Table shows MOS command as recorded at the time of complaint.

Figure 62A: Officers With CCRB Complaints Closed in 2017 by Command - Patrol Borough Manhattan South

Manhattan South	Substantiated MOS Sep 2017	Substantiated MOS YTD 2017	Total MOS Sep 2017	Total MOS YTD 2017
001 Precinct	0	0	2	11
005 Precinct	0	0	2	18
006 Precinct	0	2	1	18
007 Precinct	0	1	1	12
009 Precinct	0	2	7	23
010 Precinct	0	1	1	17
013 Precinct	0	1	2	15
Midtown South Precinct	0	0	4	29
017 Precinct	0	0	2	11
Midtown North Precinct	0	2	3	33
Precincts Total	0	9	25	187
Patrol Borough Manhattan South Task Force	0	2	0	7
Patrol Borough Manhattan South HQ	2	3	2	12
Patrol Borough Manhattan South Anti-Crime Unit	0	1	0	1
Patrol Borough Manhattan South Total	2	15	27	207

Table shows MOS command as recorded at the time of complaint.

Figure 62B: Officers With CCRB Complaints Closed in 2017 by Command - Patrol Borough Manhattan North

Manhattan North	Substantiated MOS Sep 2017	Substantiated MOS YTD 2017	Total MOS Sep 2017	Total MOS YTD 2017
019 Precinct	0	0	2	32
020 Precinct	0	2	5	22
023 Precinct	0	4	2	25
024 Precinct	0	5	5	26
025 Precinct	0	2	5	28
026 Precinct	0	0	4	12
Central Park Precinct	0	0	1	2
028 Precinct	0	1	5	38
030 Precinct	0	4	2	34
032 Precinct	0	8	4	42
033 Precinct	0	3	0	32
034 Precinct	0	4	0	27
Precincts Total	0	33	35	320
Patrol Borough Manhattan North Task Force	0	0	0	0
Patrol Borough Manhattan North HQ	0	0	0	2
Patrol Borough Manhattan North Anti-Crime Unit	0	0	0	5
Manhattan North Impact Response Team	0	0	0	0
Patrol Borough Manhattan North Total	0	33	35	327

Table shows MOS command as recorded at the time of complaint.

Figure 62C: Officers With CCRB Complaints Closed in 2017 by Command - Patrol Borough Bronx

Bronx	Substantiated MOS Sep 2017	Substantiated MOS YTD 2017	Total MOS Sep 2017	Total MOS YTD 2017
040 Precinct	0	4	8	35
041 Precinct	0	3	9	55
042 Precinct	0	3	4	31
043 Precinct	0	1	1	27
044 Precinct	0	11	11	53
045 Precinct	0	3	0	18
046 Precinct	0	2	5	34
047 Precinct	0	3	3	71
048 Precinct	0	1	6	29
049 Precinct	0	1	10	27
050 Precinct	0	4	2	32
052 Precinct	1	6	11	56
Precincts Total	1	42	70	468
Patrol Borough Bronx Task Force	0	0	2	8
Patrol Borough Bronx HQ	0	1	1	5
Patrol Borough Bronx Anti-Crime Unit	0	0	0	0
Bronx Impact Response Team	0	0	0	0
Patrol Borough Bronx Total	1	43	73	481

Table shows MOS command as recorded at the time of complaint.

Figure 62D: Officers With CCRB Complaints Closed in 2017 by Command - Patrol Borough Brooklyn South

Brooklyn South	Substantiated MOS Sep 2017	Substantiated MOS YTD 2017	Total MOS Sep 2017	Total MOS YTD 2017
060 Precinct	0	1	0	21
061 Precinct	1	2	6	27
062 Precinct	0	5	4	28
063 Precinct	0	0	2	14
066 Precinct	0	1	2	20
067 Precinct	0	4	5	55
068 Precinct	0	1	0	27
069 Precinct	0	1	3	27
070 Precinct	2	2	8	44
071 Precinct	0	3	2	29
072 Precinct	0	2	2	34
076 Precinct	0	0	3	17
078 Precinct	0	0	5	11
Precincts Total	3	22	42	354
Patrol Borough Brooklyn South Task Force	1	1	1	3
Patrol Borough Brooklyn South HQ	0	0	0	1
Patrol Borough Brooklyn South Anti-Crime Unit	0	1	2	5
Brooklyn South Impact Response Team	0	0	0	0
Patrol Borough Brooklyn South Total	4	24	45	363

Table shows MOS command as recorded at the time of complaint.

Figure 62E: Officers With CCRB Complaints Closed in 2017 by Command - Patrol Borough Brooklyn North

Brooklyn North	Substantiated MOS Sep 2017	Substantiated MOS YTD 2017	Total MOS Sep 2017	Total MOS YTD 2017
073 Precinct	0	5	1	46
075 Precinct	1	23	21	133
077 Precinct	0	3	10	37
079 Precinct	1	4	11	35
081 Precinct	0	3	3	38
083 Precinct	0	2	1	29
084 Precinct	0	2	6	20
088 Precinct	3	5	5	27
090 Precinct	0	2	2	30
094 Precinct	0	1	2	17
Precincts Total	5	50	62	412
Patrol Borough Brooklyn North Task Force	0	0	0	0
Patrol Borough Brooklyn North HQ	0	0	0	3
Patrol Borough Brooklyn North Anti-Crime Unit	0	4	0	7
Brooklyn North Impact Response Team	0	0	0	0
Patrol Borough Brooklyn North Total	5	54	62	422

Table shows MOS command as recorded at the time of complaint.

Figure 62F: Officers With CCRB Complaints Closed in 2017 by Command - Patrol Borough Queens South

Queens South	Substantiated MOS Sep 2017	Substantiated MOS YTD 2017	Total MOS Sep 2017	Total MOS YTD 2017
100 Precinct	0	4	0	29
101 Precinct	0	3	11	54
102 Precinct	1	1	1	21
103 Precinct	0	0	1	29
105 Precinct	0	2	8	38
106 Precinct	0	0	5	28
107 Precinct	0	2	2	20
113 Precinct	0	6	2	45
Precincts Total	1	18	30	264
Patrol Borough Queens South Task Force	0	0	0	12
Patrol Borough Queens South HQ	0	0	0	0
Patrol Borough Queens South Anti-Crime Unit	0	1	0	5
Queens South Impact Response Team	0	0	0	0
Patrol Borough Queens South Total	1	19	30	281

Table shows MOS command as recorded at the time of complaint.

Figure 62G: Officers With CCRB Complaints Closed in 2017 by Command - Patrol Borough Queens North

Queens North	Substantiated MOS Sep 2017	Substantiated MOS YTD 2017	Total MOS Sep 2017	Total MOS YTD 2017
104 Precinct	0	0	10	18
108 Precinct	1	1	3	23
109 Precinct	0	2	2	9
110 Precinct	0	4	1	22
111 Precinct	0	0	1	10
112 Precinct	0	0	0	13
114 Precinct	0	1	4	27
115 Precinct	0	0	0	15
Precincts Total	1	8	21	137
Patrol Borough Queens North Task Force	0	0	0	0
Patrol Borough Queens North HQ	0	0	0	0
Patrol Borough Queens North Anti-Crime Unit	0	0	0	0
Patrol Borough Queens North Total	1	8	21	137

Table shows MOS command as recorded at the time of complaint.

Figure 62H: Officers With CCRB Complaints Closed in 2017 by Command - Patrol Borough Staten Island

Staten Island	Substantiated MOS Sep 2017	Substantiated MOS YTD 2017	Total MOS Sep 2017	Total MOS YTD 2017
120 Precinct	0	3	7	48
122 Precinct	0	1	5	25
123 Precinct	0	1	4	13
121 Precinct	1	1	7	37
Precincts Total	1	6	23	123
Patrol Borough Staten Island Task Force	0	0	0	0
Patrol Borough Staten Island HQ	0	0	0	4
Patrol Borough Staten Island Anti-Crime Unit	0	0	0	0
Staten Island Housing Unit	0	0	0	0
Staten Island Court Section	0	0	1	1
Staten Island Impact Response Team	0	0	0	0
Patrol Borough Staten Island Total	1	6	24	128

Table shows MOS command as recorded at the time of complaint.

Figure 62I: Officers With CCRB Complaints Closed in 2017 by Command - Special Operations Division

Special Operations	Substantiated MOS Sep 2017	Substantiated MOS YTD 2017	Total MOS Sep 2017	Total MOS YTD 2017
Emergency Services Unit and Squads 1-10	0	1	3	28
Harbor Unit	0	0	0	0
Aviation Unit	0	0	0	0
Canine Team	0	0	0	0
Mounted Unit	0	0	0	0
2 SOD Strategic Response Group	0	1	0	6
Special Operations Division Headquarters	0	0	0	0
Special Operations Division Total	0	2	3	34

Table shows MOS command as recorded at the time of complaint.

Figure 62J: Officers With CCRB Complaints Closed in 2017 by Command - Other Patrol Services Bureau Commands

Other Patrol Services Bureau Commands	Substantiated MOS Sep 2017	Substantiated MOS YTD 2017	Total MOS Sep 2017	Total MOS YTD 2017
Chiefs Office	0	0	0	0
Special Operations Division Taxi Unit	0	0	0	0
Other Patrol Services Bureau Commands Total	0	0	0	0

Table shows MOS command as recorded at the time of complaint.

Figure 62K: Officers With CCRB Complaints Closed in 2017 by Command - Traffic Control Division

Traffic Control Division	Substantiated MOS Sep 2017	Substantiated MOS YTD 2017	Total MOS Sep 2017	Total MOS YTD 2017
Traffic Control Division - Headquarters Command	0	0	0	0
Manhattan Traffic Task Force	0	0	2	4
Brooklyn Traffic Task Force	0	0	0	0
Bronx Traffic Task Force	0	0	0	0
Queens Traffic Task Force	0	0	0	0
Surface Transportation Enforcement Division (STED)	0	0	0	1
Bus Unit	0	0	0	1
Traffic Control Parking Enforcement District	0	0	1	1
Traffic Control Tow Units	0	0	0	0
Traffic Control Summons Enforcement	0	0	0	0
Traffic Command Intersection Control	0	0	0	0
Traffic Control Intelligence Unit	0	0	0	0
Highway District	0	0	0	0
Highway Unit #1	0	1	1	9
Highway Unit #2	0	1	0	5
Highway Unit #3	0	3	0	5
Highway Unit #4	0	0	0	0
Highway Unit #5	0	0	0	3
Highway Safety Enforcement Unit	0	0	0	0
Movie and TV Unit	0	0	0	0
Traffic Control Division Total	0	5	4	29

Table shows MOS command as recorded at the time of complaint.

Figure 62L: Officers With CCRB Complaints Closed in 2017 by Command - Transit Bureau

Transit Bureau	Substantiated MOS Sep 2017	Substantiated MOS YTD 2017	Total MOS Sep 2017	Total MOS YTD 2017
Transit Bureau Headquarters	0	0	0	0
Transit Bureau Authority Liaison	0	0	0	0
Transit Bureau Inspections	0	0	0	0
Transit Bureau Spec. Invest. Unit	0	0	0	0
Transit Bureau Crime Analysis	0	0	0	0
Transit Bureau Patrol Operations	0	0	0	0
Transit Bureau Manhattan	0	0	0	0
Transit Bureau Bronx	0	0	0	0
Transit Bureau Queens	0	0	0	0
Transit Bureau Brooklyn	0	0	0	0
TB DT01	0	0	1	6
TB DT02	0	0	1	4
TB DT03	1	1	4	25
TB DT04	0	0	0	14
TB DT11	0	0	0	6
TB DT12	0	0	1	12
TB DT20	0	0	0	7
TB DT23	0	0	0	3
TB DT30	0	0	2	8
TB DT32	0	1	0	5
TB DT33	0	1	3	16
TB DT34	0	0	0	1
Transit Bureau Manhattan Task Force	0	0	2	7
Transit Bureau Bronx Task Force	0	0	0	0
Transit Bureau Queens Task Force	0	0	0	0
Transit Bureau Brooklyn Task Force	0	0	0	7
Transit Bureau Homeless Outreach Unit	0	0	0	1
Transit Division Canine Unit	0	0	0	0
Transit Bureau Vandal Unit	0	0	0	0
Transit Bureau Special Operations Unit	0	0	0	6
TB Anti-Terrorism	0	0	4	13
Transportation Bureau and Transit Other Commands	0	0	0	0
Transit Bureau Total	1	3	18	141

Table shows MOS command as recorded at the time of complaint.

Figure 62M: Officers With CCRB Complaints Closed in 2017 by Command - Housing Bureau

Housing Bureau	Substantiated MOS Sep 2017	Substantiated MOS YTD 2017	Total MOS Sep 2017	Total MOS YTD 2017
Housing Bureau (Office of the Chief Command Center)	0	0	0	0
Housing Bureau Special Operations Section	0	0	0	0
PSA 1	1	5	8	28
PSA 2	0	2	9	26
PSA 3	2	5	5	25
PSA 4	0	0	0	8
PSA 5	0	3	8	31
PSA 6	0	3	1	19
PSA 7	1	12	16	56
PSA 8	0	2	2	19
PSA 9	0	0	4	18
Housing Bureau Brooklyn/Staten Island	0	0	0	0
Housing Bureau Manhattan	0	0	0	0
Housing Bureau Bronx/Queens	0	0	0	0
Housing Bureau Investigations	0	0	0	0
Housing Bureau Elevator Vandalism Unit	0	0	0	0
Housing Bureau Operations and Misc. Commands	0	0	0	0
Housing Bureau Total	4	35	57	246
Housing Borough Brooklyn Impact Response Team	0	1	0	7
Housing Borough Manhattan Impact Response Team	0	1	4	7
Housing Borough Bronx/Queens Impact Response Team	0	1	0	2
Housing Bureau Total	4	35	57	246

Table shows MOS command as recorded at the time of complaint.

Figure 62N: Officers With CCRB Complaints Closed in 2017 by Command - Organized Crime Control Bureau

Organized Crime Control Bureau	Substantiated MOS Sep 2017	Substantiated MOS YTD 2017	Total MOS Sep 2017	Total MOS YTD 2017
Queens Narcotics	1	3	6	30
Manhattan North Narcotics	0	3	1	22
Manhattan South Narcotics	0	4	0	12
Bronx Narcotics	1	4	4	34
Staten Island Narcotics	0	1	0	5
Brooklyn North Narcotics	0	0	0	45
Brooklyn South Narcotics	1	2	6	28
Narcotics Headquarters	0	0	0	0
Auto Crime Division	0	0	0	2
Vice Enforcement Division	0	0	0	0
Drug Enforcement Task Force	0	0	0	0
Organized Crime Headquarters	0	0	0	1
Organized Crime Control Bureau Total	3	17	17	179

Table shows MOS command as recorded at the time of complaint.

Figure 620: Officers With CCRB Complaints Closed in 2017 by Command - Detective Bureau

Detective Bureau	Substantiated MOS Sep 2017	Substantiated MOS YTD 2017	Total MOS Sep 2017	Total MOS YTD 2017
Detective Bureau Headquarters	0	0	0	0
Central Investigation and Resource Division	0	0	0	0
Special Investigations Division	0	0	1	2
Special Victims Division	0	0	0	0
Forensic Investigations Division	0	0	0	1
Fugitive Enforcement Division	0	0	2	2
Gang Division	0	0	1	8
Detective Borough Bronx	0	2	1	19
Detective Borough Manhattan	1	3	2	18
Detective Borough Brooklyn	1	3	6	30
Detective Borough Queens	0	0	1	18
Detective Borough Staten Island	0	0	0	1
DB Queens North Operations	0	0	0	2
DB Queens South Operations	0	0	0	0
Detective Bureau Total	2	8	14	101

Table shows MOS command as recorded at the time of complaint.

Figure 62P: Officers With CCRB Complaints Closed in 2017 by Command - Other Bureaus

Other Bureaus	Substantiated MOS Sep 2017	Substantiated MOS YTD 2017	Total MOS Sep 2017	Total MOS YTD 2017
Internal Affairs Bureau				
Internal Affairs Bureau	0	0	0	0
Criminal Justice Bureau				
Court Division	3	18	11	106
Court Bureau	0	0	0	0
Court LMSI	0	0	0	0
Court Unit	0	0	0	0
Criminal Justice Headquarters	0	0	0	0
Support Services Bureau				
Property Clerk Division	0	0	1	1
Fleet Services	0	0	1	1
Central Records Division	0	0	0	0
Personnel Bureau				
Applicant Processing Division	0	0	0	0
Health Services	0	0	0	0
Personnel Bureau Headquarters	0	0	0	0
Other Bureaus Total	3	18	13	108

Table shows MOS command as recorded at the time of complaint.

Figure 62Q: Officers With CCRB Complaints Closed in 2017 by Command - Deputy Commissioners and Miscellaneous Commands

Deputy Commissioners and Miscellaneous Commands	Substantiated MOS Sep 2017	Substantiated MOS YTD 2017	Total MOS Sep 2017	Total MOS YTD 2017
Deputy Commissioner Legal Matters - License Division	0	0	0	0
Deputy Commissioner Legal Matters - Legal Bureau	0	0	0	0
DC Training	0	0	0	0
Deputy Commissioner Training - Police Academy	0	0	0	0
Deputy Commissioner Training - Police Academy Training	0	0	0	2
Deputy Commissioner Training - In-service Training Section	0	1	1	4
Deputy Commissioner Management and Budget	0	0	0	0
Police Commissioner Office	0	0	0	1
Community Affairs Division	0	0	0	0
Chief of Community Affairs	0	0	0	0
Community Affairs Juvenile Section	0	0	0	0
School Safety Bronx/Manhattan	0	0	0	0
School Safety Queens/Brooklyn	0	0	0	1
Office of Equal Employment	0	0	0	0
Deputy Commissioner Operations	0	0	0	0
DC Operations Financial Mgmt.	0	0	0	0
Intelligence Division	0	0	2	17
Chief of Department	0	0	0	1
Department Advocate	0	0	0	0
Deputy Commissioner Public Information	0	0	0	0
Crime Prevention	0	0	0	0
First Deputy Commissioner	0	0	0	0
Office of Management, Analysis and Planning	0	0	0	0
Quality Assurance Division	0	0	0	0
Deputy Commissioner Counterterrorism	0	0	0	0
Chief of Department Evaluation Section	0	0	0	0
Deputy Commissioners and Miscellaneous Commands Total	0	1	3	26

Table shows MOS command as recorded at the time of complaint.