

## DAILY REPORT

11/15/2022

(Data from Monday, November 14, 2022)

**Code Blue**

| SINGLE ADULTS  |      |
|--|------|
| Drop-in Center Clients Served  | 546  |
| Drop-in Center Overnight Census  | 193  |
| Faith Bed Census   | 26   |
| Outreach Contacts  | 321  |
| Outreach Placements  | 25   |
| Safe Haven Utilization   | 1535 |
| Veterans In Short-term Housing   | 207  |
| Criminal Justice Short-term Housing (Note:<br>This count is also included in the <b>TOTAL<br/>SHELTER CENSUS</b> ) | 179  |

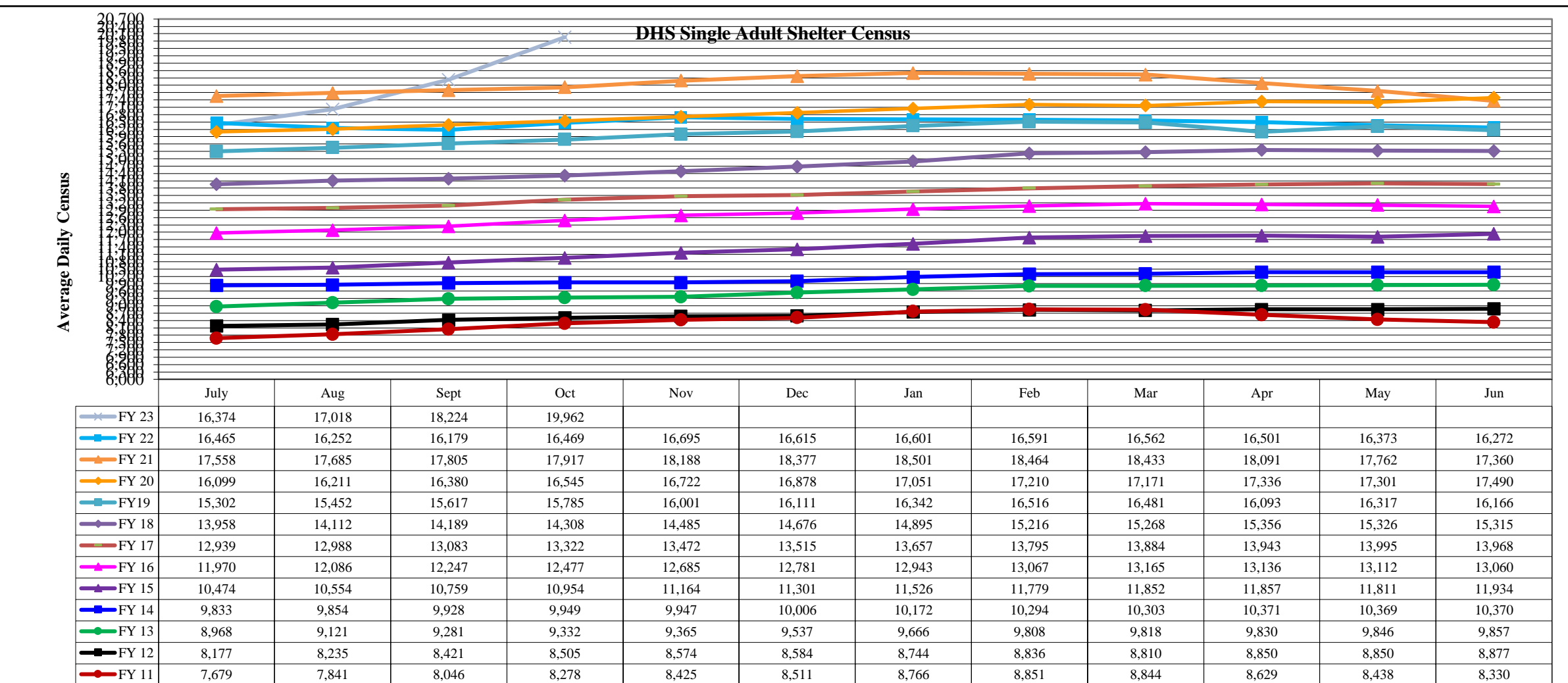
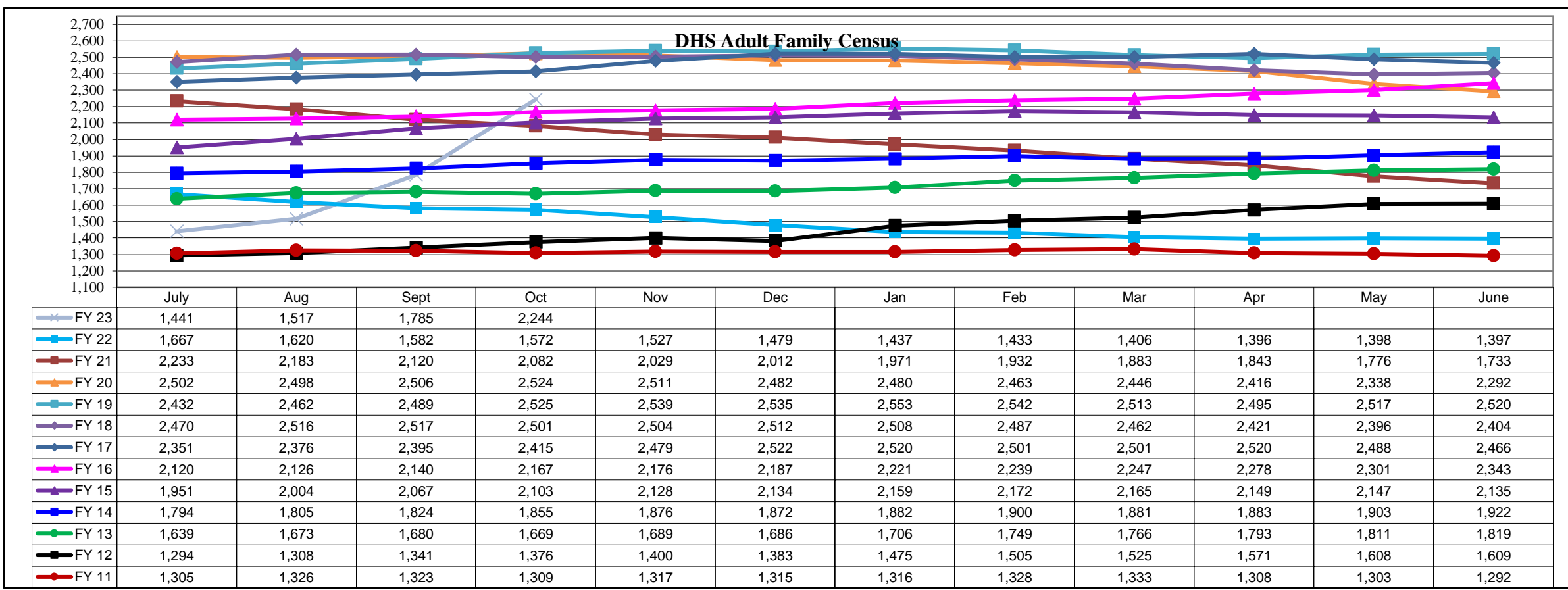
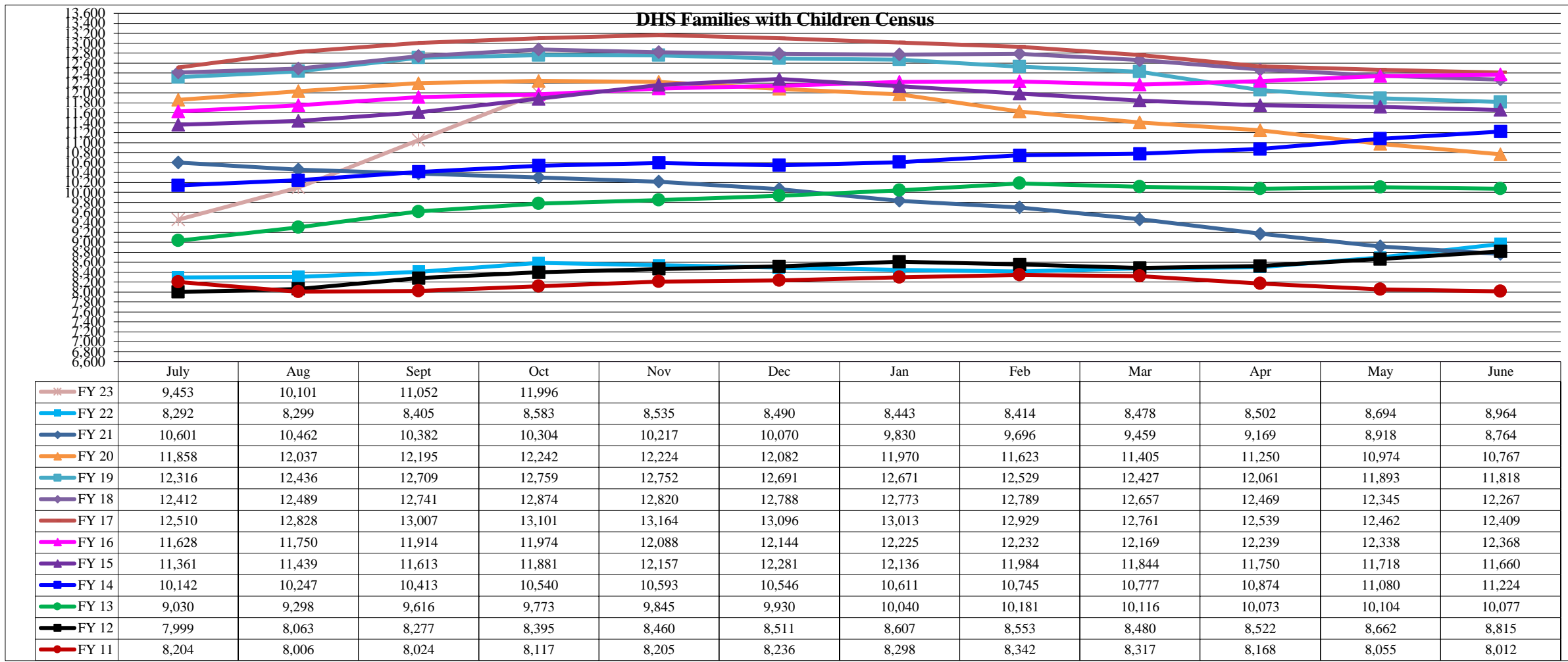
| FAMILY INTAKE                                       |     |
|---|-----|
| Families Requesting Temporary Housing at PATH       | 170 |
| Adult Families Requesting Temporary Housing at AFIC | 23  |
| Families Placed in Overnight Accommodations         | 0   |
| Families w/children at PATH Overnight (pre 10PM)    | 0   |

| TOTAL SHELTER CENSUS     |               |
|--------------------------|---------------|
| Adults                   | 42,972        |
| Children                 | 20,609        |
| <b>Total Individuals</b> | <b>63,581</b> |

| SINGLE ADULTS              |               |
|----------------------------|---------------|
| Men                        | 15,641        |
| Women                      | 4,394         |
| <b>Total Single Adults</b> | <b>20,035</b> |

| FAMILIES WITH CHILDREN |               |
|------------------------|---------------|
| <b>Families</b>        | 12,134        |
| Adults                 | 17,974        |
| Children               | 20,609        |
| <b>Individuals</b>     | <b>38,583</b> |

| ADULT FAMILIES CENSUS       |              |
|-----------------------------|--------------|
| <b>Families</b>             | 2,345        |
| <b>Individuals (Adults)</b> | <b>4,963</b> |



\*Due to data conversion the average monthly census for December 2011 and January 2012 for Families with Children and Adult Families is based upon data for a partial month.