

DAILY REPORT

6/2/2022

(Data from Wednesday, June 01, 2022)

| SINGLE ADULTS | |
|-------------------------------------|------|
| Drop-in Center Clients Served | 456 |
| Drop-in Center Overnight Census | 155 |
| Faith Bed Census | 27 |
| Outreach Contacts | 230 |
| Outreach Placements | 14 |
| Safe Haven Utilization | 1489 |
| Veterans In Short-term Housing | 183 |
| Criminal Justice Short-term Housing | 89 |

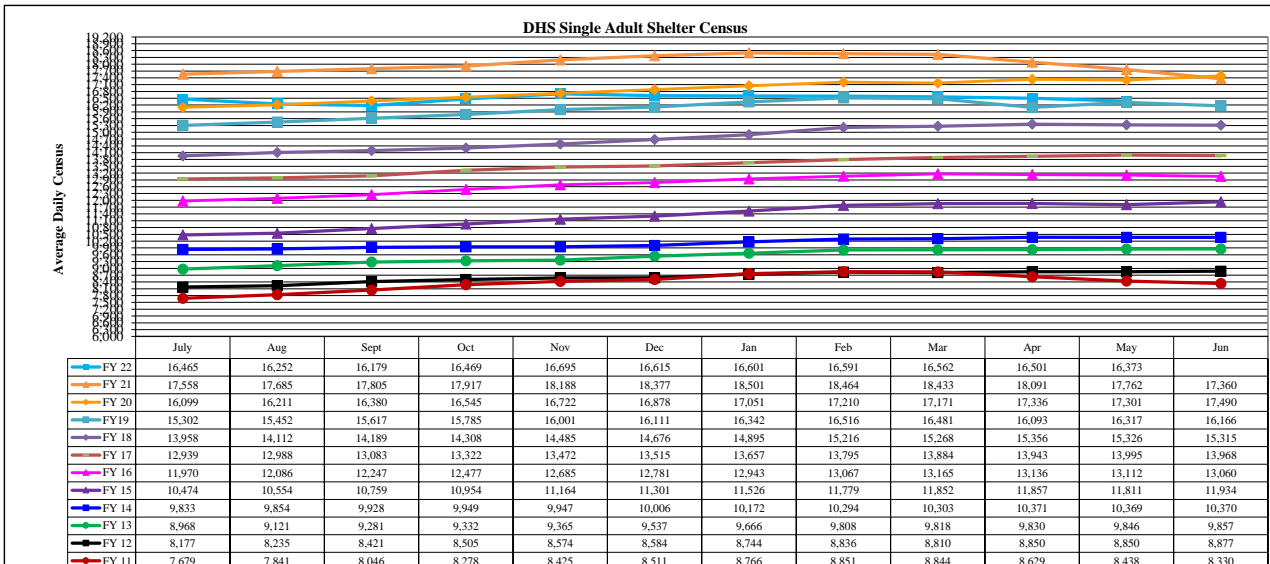
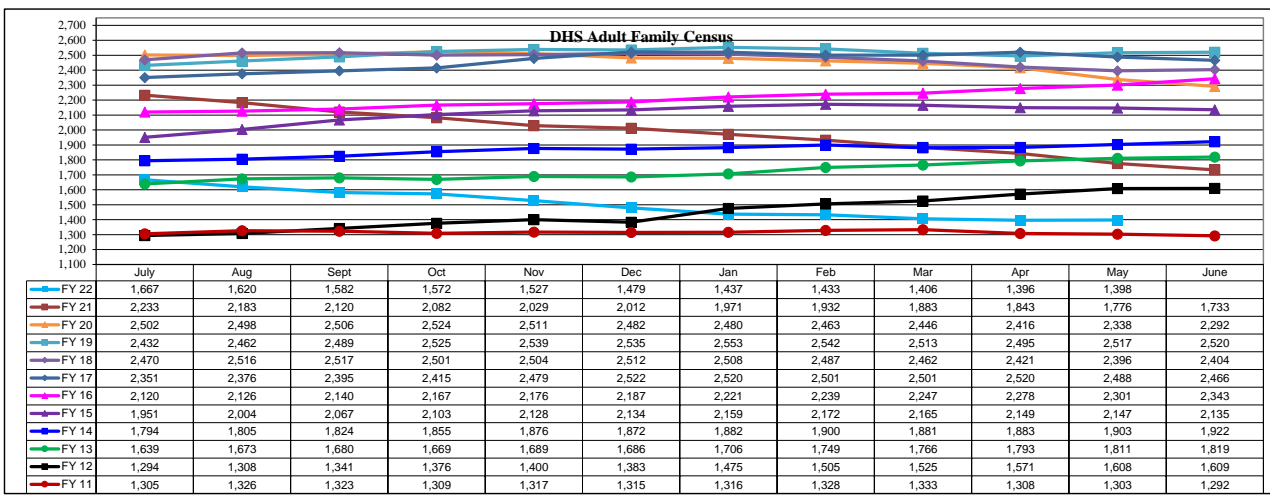
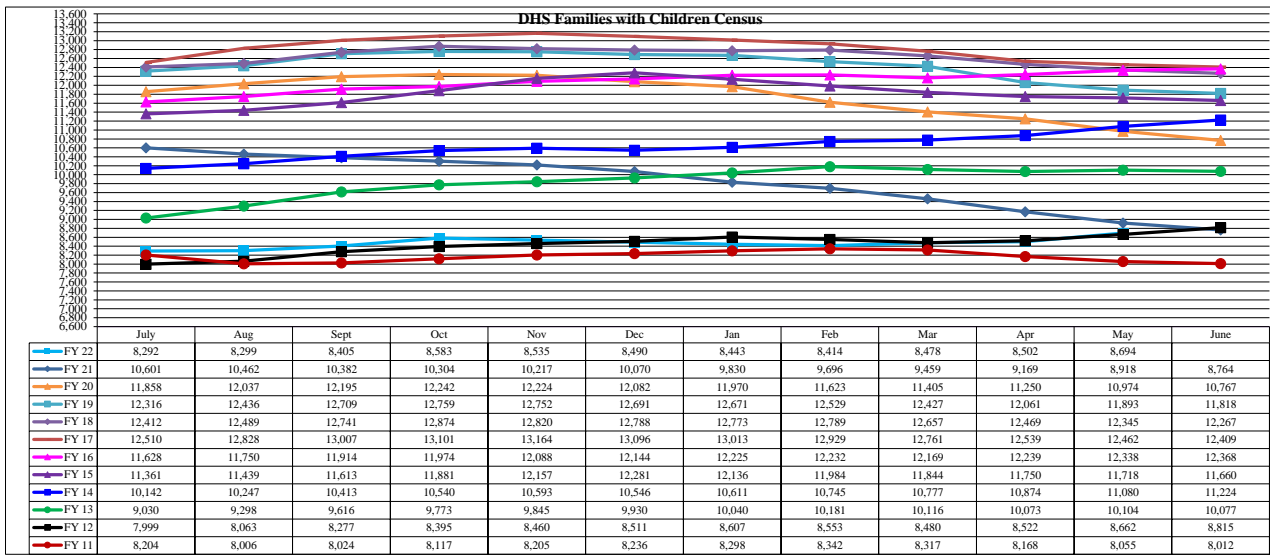
| FAMILY INTAKE | |
|---|-----|
| Families Requesting Temporary Housing at PATH | 140 |
| Adult Families Requesting Temporary Housing at AFIC | 28 |
| Families Placed in Overnight Accommodations | 0 |
| Families w/children at PATH Overnight (pre 10PM) | 0 |

| TOTAL SHELTER CENSUS | |
|--------------------------|---------------|
| Adults | 31,128 |
| Children | 15,050 |
| Total Individuals | 46,178 |

| SINGLE ADULTS | |
|----------------------------|---------------|
| Men | 12,302 |
| Women | 4,051 |
| Total Single Adults | 16,353 |

| FAMILIES WITH CHILDREN | |
|------------------------|---------------|
| Families | 8,797 |
| Adults | 11,823 |
| Children | 15,050 |
| Individuals | 26,873 |

| ADULT FAMILIES CENSUS | |
|-----------------------------|--------------|
| Families | 1,404 |
| Individuals (Adults) | 2,952 |



*Due to data conversion the average monthly census for December 2011 and January 2012 for Families with Children and Adult Family is based upon data for a partial month.