

DAILY REPORT

8/25/2021

(Data from Tuesday, August 24, 2021)

SINGLE ADULTS	
Drop-in Center Clients Served	332
Drop-in Center Overnight Census	143
Faith Bed Census	20
Outreach Contacts	131
Outreach Placements	6
Safe Haven Utilization	1061
Veterans In Short-term Housing	161
Criminal Justice Short-term Housing	102

(5 of 6 sites reporting)
 (5 of 6 sites reporting)
 (5 of 6 sites reporting)

FAMILY INTAKE	
Families Requesting Temporary Housing at PATH	103
Adult Families Requesting Temporary Housing at AFIC	17
Families Placed in Overnight Accommodations	0
Families w/children at PATH Overnight (pre 10PM)	0

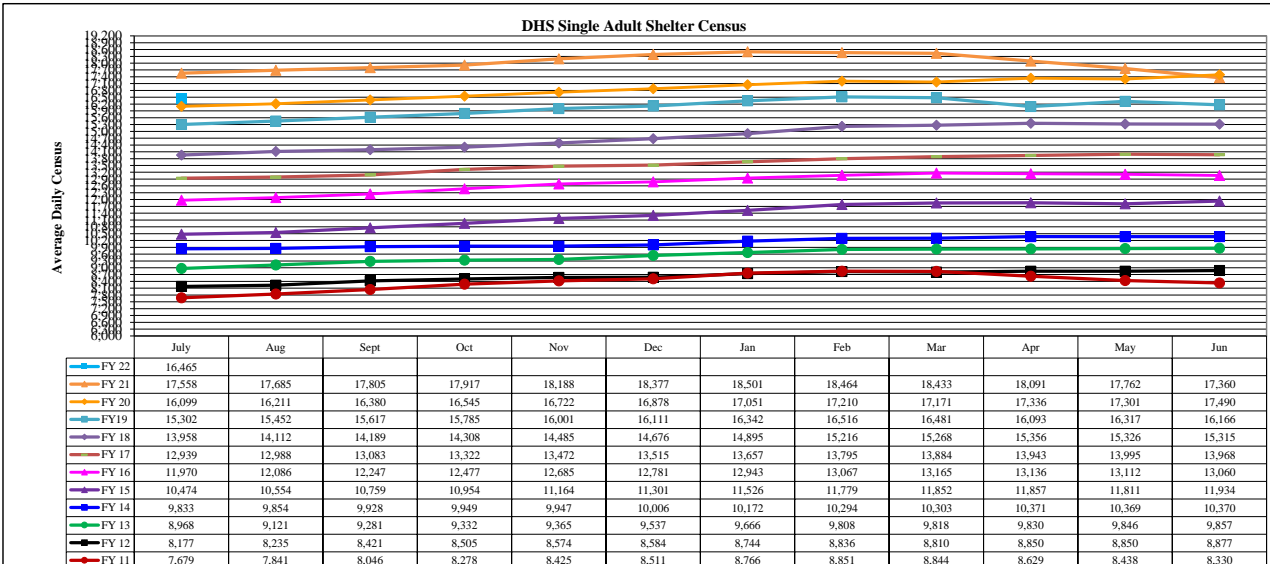
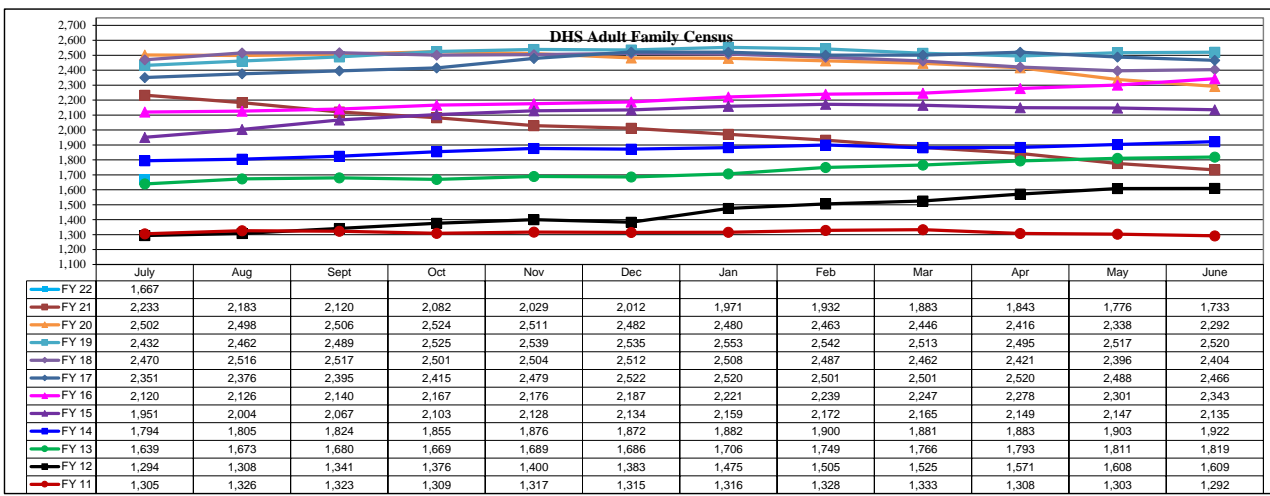
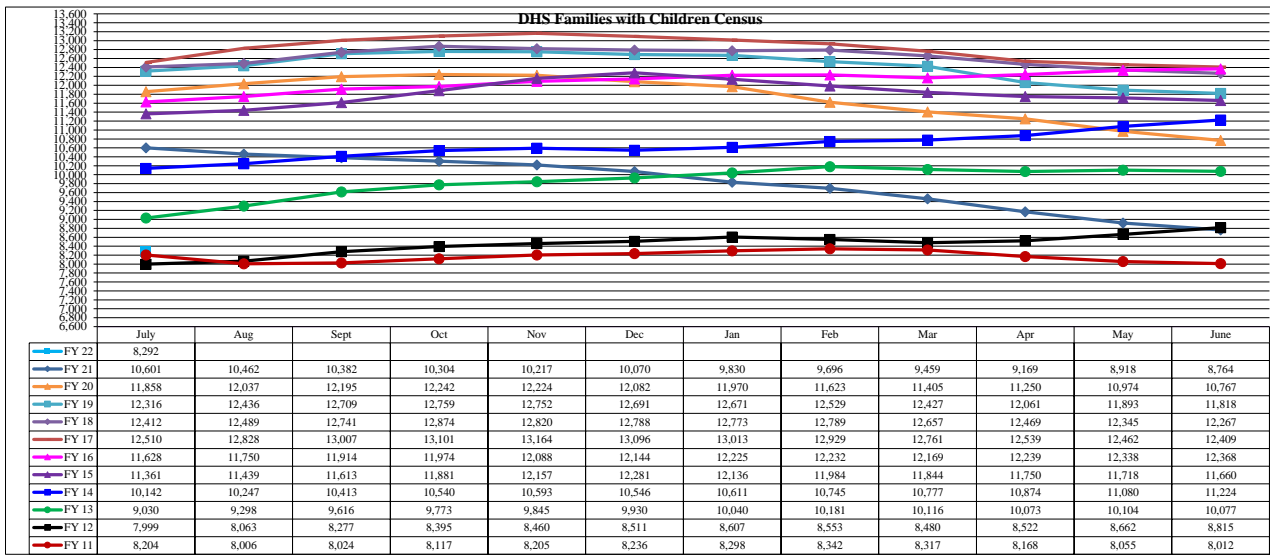
TOTAL SHELTER CENSUS	
Adults	30,529
Children	14,480
Total Individuals	45,009

SINGLE ADULTS	
Men	12,237
Women	4,010
Total Single Adults	16,247

FAMILIES WITH CHILDREN	
Families	8,326
Adults	10,927
Children	14,480
Individuals	25,407

ADULT FAMILIES CENSUS	
Families	1,598
Individuals (Adults)	3,355

x



*Due to data conversion the average monthly census for December 2011 and January 2012 for Families with Children and Adult Families is based upon data for a partial month.