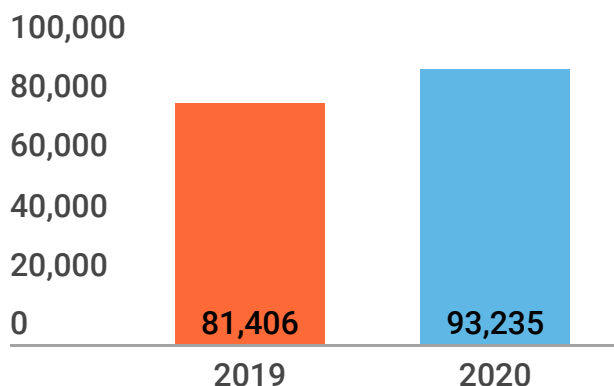


## 2020 KEY HIGHLIGHTS

- In New York City, there were 29 intimate partner homicides and 29 family homicides.
- The New York City Police Department responded to 233,006 domestic incident reports (DIRs). Of these DIR reports, 105,781 were intimate partner-related and 74,805 were family-related. The relationship type was unknown for the remaining 52,420 DIRs.
- The New York City Family Justice Centers had 24,212 client visits.
- The NYC HOPE Resource Directory online had 89,000 unique visitors and 119,000 visits.
- The New York City Healthy Relationship Training Academy conducted 126 workshops and staff trainings.
- The ENDGBV Training Team conducted 78 trainings.
- The ENDGBV Outreach Team conducted 219 citywide outreach events.

### Calls to New York City Domestic Violence Hotline



Homicide and domestic incident report data are provided by NYPD and are subject to revision

## New York City Intimate Partner and Family Homicides and Domestic Incident Reports

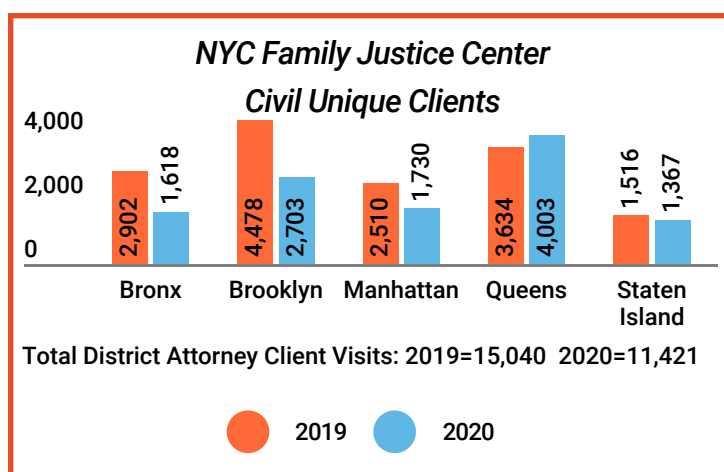
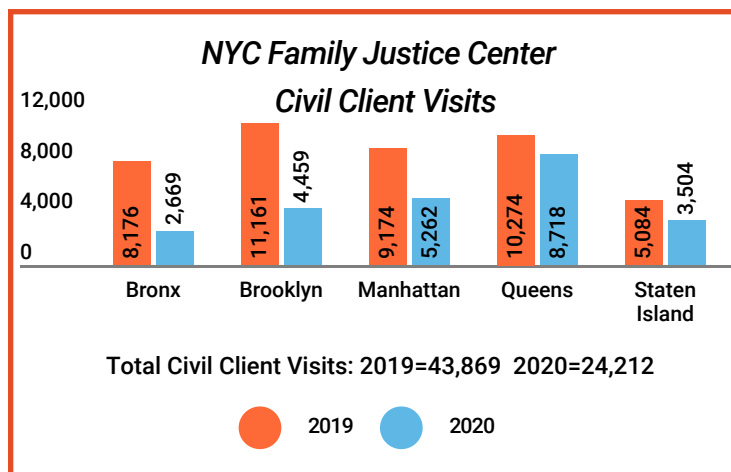
| Intimate Partner Homicides | 2019 | 2020 |
|----------------------------|------|------|
| Bronx                      | 9    | 6    |
| Brooklyn                   | 3    | 7    |
| Manhattan                  | 4    | 8    |
| Queens                     | 6    | 7    |
| Staten Island              | 3    | 1    |
| Total                      | 25   | 29   |

| Intimate Partner Domestic Incident Reports | 2019    | 2020    |
|--|---------|---------|
| Bronx                                      | 30,665  | 29,213  |
| Brooklyn                                   | 32,206  | 30,348  |
| Manhattan                                  | 18,058  | 16,424  |
| Queens                                     | 24,930  | 24,138  |
| Staten Island                              | 6,058   | 5,658   |
| Total                                      | 111,917 | 105,781 |

| Family Homicides | 2019 | 2020 |
|------------------|------|------|
| Bronx            | 11   | 10   |
| Brooklyn         | 8    | 6    |
| Manhattan        | 7    | 4    |
| Queens           | 9    | 7    |
| Staten Island    | 3    | 2    |
| Total            | 38   | 29   |

| Family Domestic Incident Reports | 2019   | 2020   |
|----------------------------------|--------|--------|
| Bronx                            | 21,994 | 19,973 |
| Brooklyn                         | 24,409 | 22,245 |
| Manhattan                        | 13,138 | 11,902 |
| Queens                           | 16,692 | 16,851 |
| Staten Island                    | 4,270  | 3,624  |
| Total                            | 80,503 | 74,805 |

## New York City Family Justice Centers 2019-2020



Family Justice Center (FJC) operations were impacted during this reporting period by New York State on PAUSE and the COVID-19 response. The FJCs transitioned to remote services during the last 9-months of the reporting period. Due to remote operations, the FJC numbers reflect only clients seeking services from the civil side of the FJC. Civil client visits can include case management, counselling, applications for public benefits, housing, shelter, and civil legal services such as legal help for orders of protection, custody, and immigration. These visit numbers exclude visits to the District Attorney's Office by victims of domestic or gender-based violence who were scheduled to see an Assistant District Attorney or other staff person from the District Attorney's Office regarding the criminal case against their abusive partner.

## Outreach

In 2020, ENDGBV conducted 219 citywide outreach events to raise awareness about gender-based violence and the services available in NYC. In addition, during NYS on PAUSE, the ENDGBV outreach conducted 919 remote notifications to city agencies, elected officials, community organizations, medical facilities and essential businesses to inform them on remote gender-based violence services or ask them to post information for the public.

## NYC HOPE Resource Directory Online

In 2020 the NYC HOPE Resource Directory online had 89,000 unique visitors and 119,000 visits. The Resource Directory features information for survivors and allies, such as recognizing signs of gender-based violence and getting help, and an easy-to-search database for locating community resources. NYC HOPE can be accessed at [nyc.gov/nycchope](https://nyc.gov/nycchope).

## Policy and Training Institute

### ENDGBV Training Team

- In 2020, the Training Team staff conducted 78 trainings.

### NYC Healthy Relationship Training Academy

- In 2020, the Academy conducted 109 youth workshops and 17 workshops and trainings for parents and staff.

ENDGBV transitioned to remote services during the last 9-months of the reporting period due to New York State on PAUSE and the COVID-19 response. Due to remote operations, the Training Team and Healthy Relationship Training Academy provided trainings and workshops by video meeting platform. Due to the remote nature of the work, trainings and workshops that were conducted in one-day sessions prior to NYS PAUSE transitioned to multi-day trainings.