

**DAILY REPORT**

8/31/2022

(Data from Tuesday, August 30, 2022)

SINGLE ADULTS	
Drop-in Center Clients Served	369
Drop-in Center Overnight Census	131
Faith Bed Census	20
Outreach Contacts	320
Outreach Placements	29
Safe Haven Utilization	1543
Veterans In Short-term Housing	177
Criminal Justice Short-term Housing	0

4 of 5 sites reported.  
 4 of 5 sites reported.  
 4 of 5 sites reported.

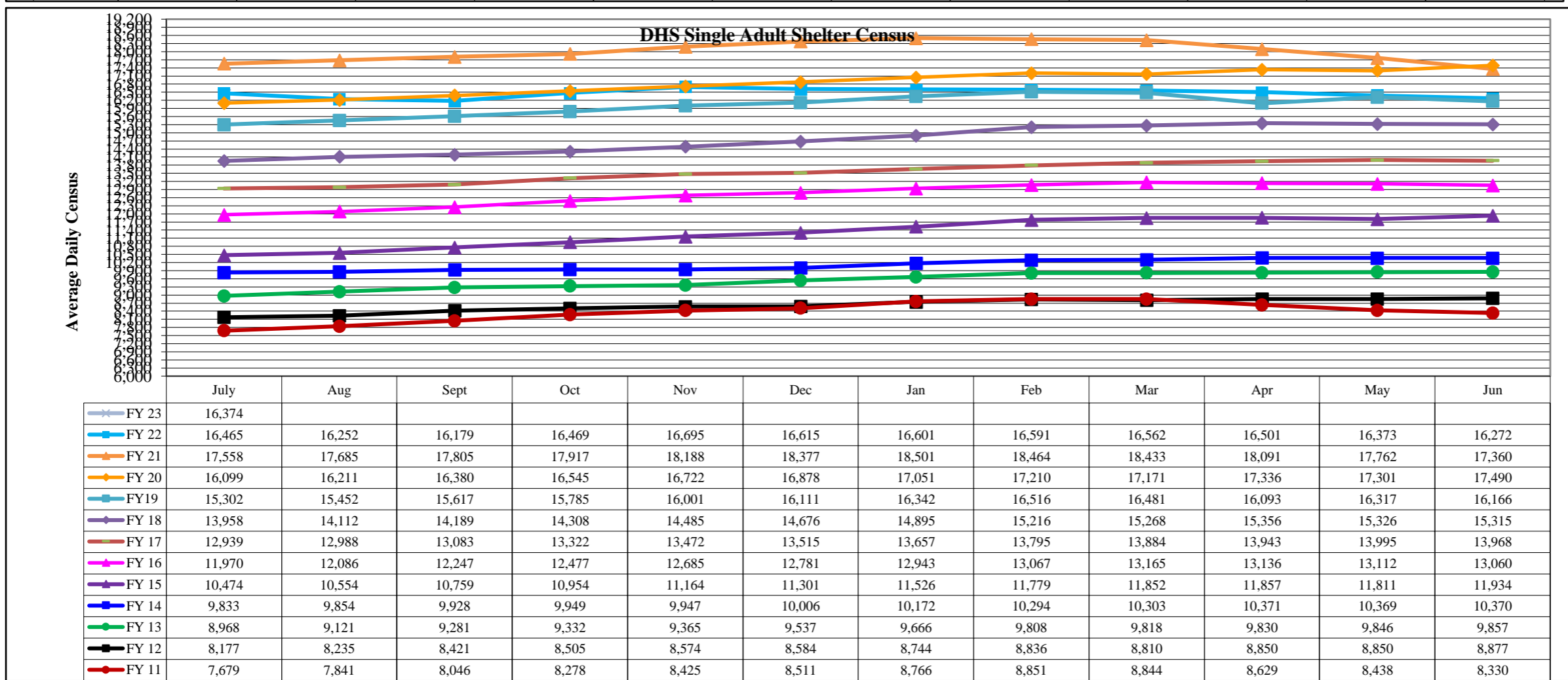
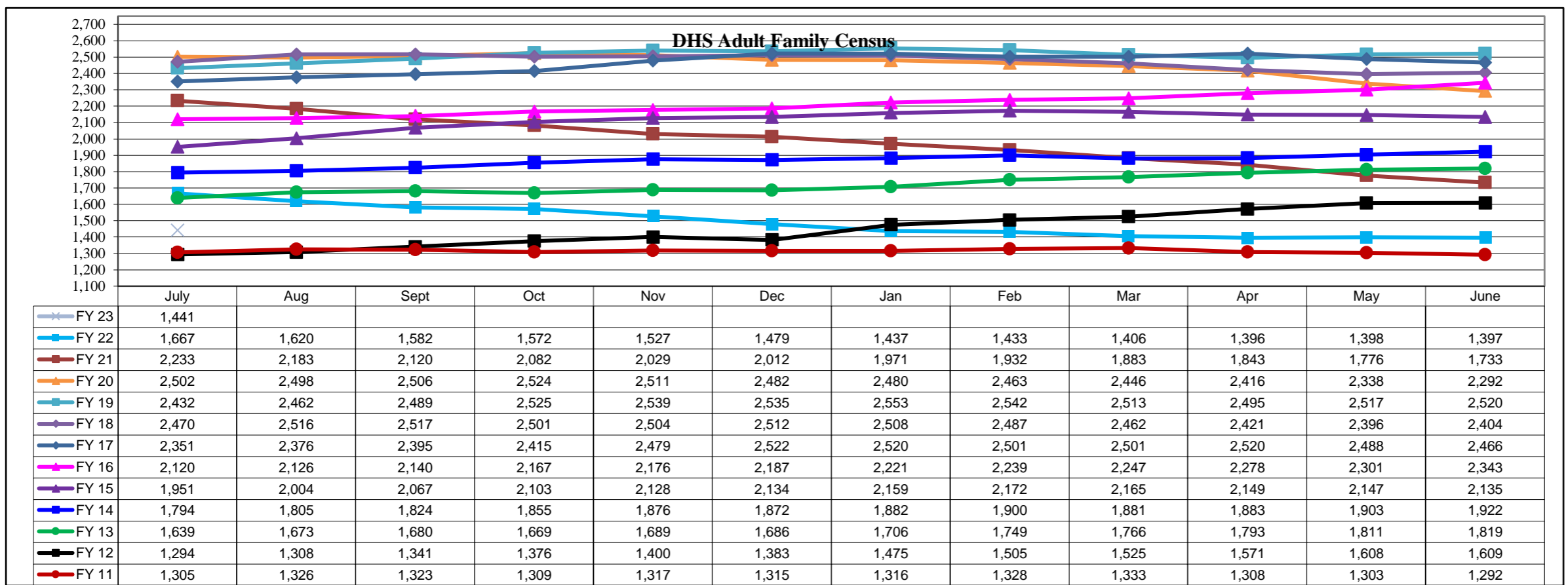
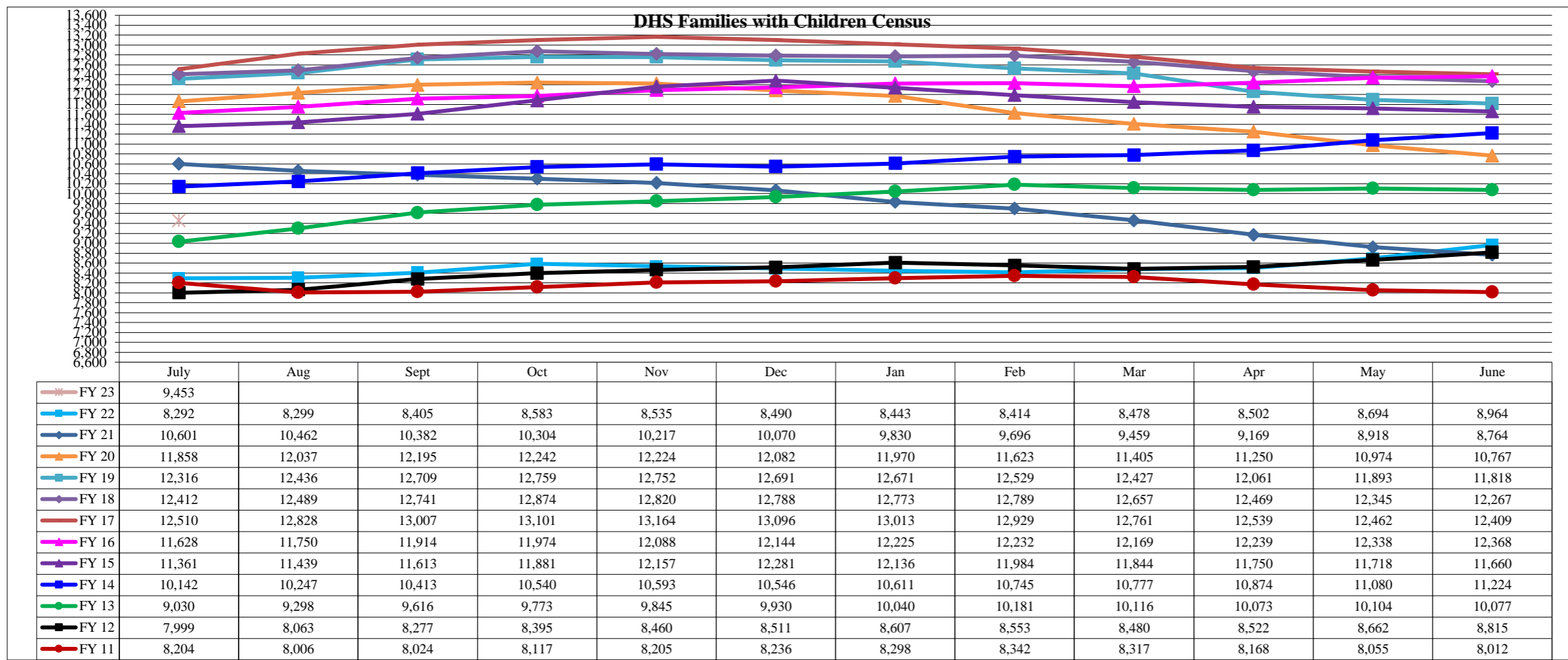
FAMILY INTAKE	
Families Requesting Temporary Housing at PATH	130
Adult Families Requesting Temporary Housing at AFIC	27
Families Placed in Overnight Accommodations	0
Families w/children at PATH Overnight (pre 10PM)	0

TOTAL SHELTER CENSUS	
Adults	35,672
Children	17,757
<b>Total Individuals</b>	<b>53,429</b>

SINGLE ADULTS	
Men	13,343
Women	4,239
<b>Total Single Adults</b>	<b>17,582</b>

FAMILIES WITH CHILDREN	
<b>Families</b>	10,449
Adults	14,735
Children	17,757
<b>Individuals</b>	<b>32,492</b>

ADULT FAMILIES CENSUS	
<b>Families</b>	1,594
<b>Individuals (Adults)</b>	<b>3,355</b>



\*Due to data conversion the average monthly census for December 2011 and January 2012 for Families with Children and Adult Families is based upon data for a partial month.