

DAILY REPORT

3/19/2021

(Data from Thursday, March 18, 2021)

Code Blue

SINGLE ADULTS	
Drop-in Center Clients Served	451
Drop-in Center Overnight Census	138
Faith Bed Census	28
Outreach Contacts	225
Outreach Placements	8
Safe Haven Utilization	1151
Veterans In Short-term Housing	210
Criminal Justice Short-term Housing	88

Incomplete (5/6)
 Incomplete (5/6)
 Incomplete (5/6)

FAMILY INTAKE	
Families Requesting Temporary Housing at PATH	47
Adult Families Requesting Temporary Housing at AFIC	7
Families Placed in Overnight Accommodations	0
Families w/children at PATH Overnight (pre 10PM)	0

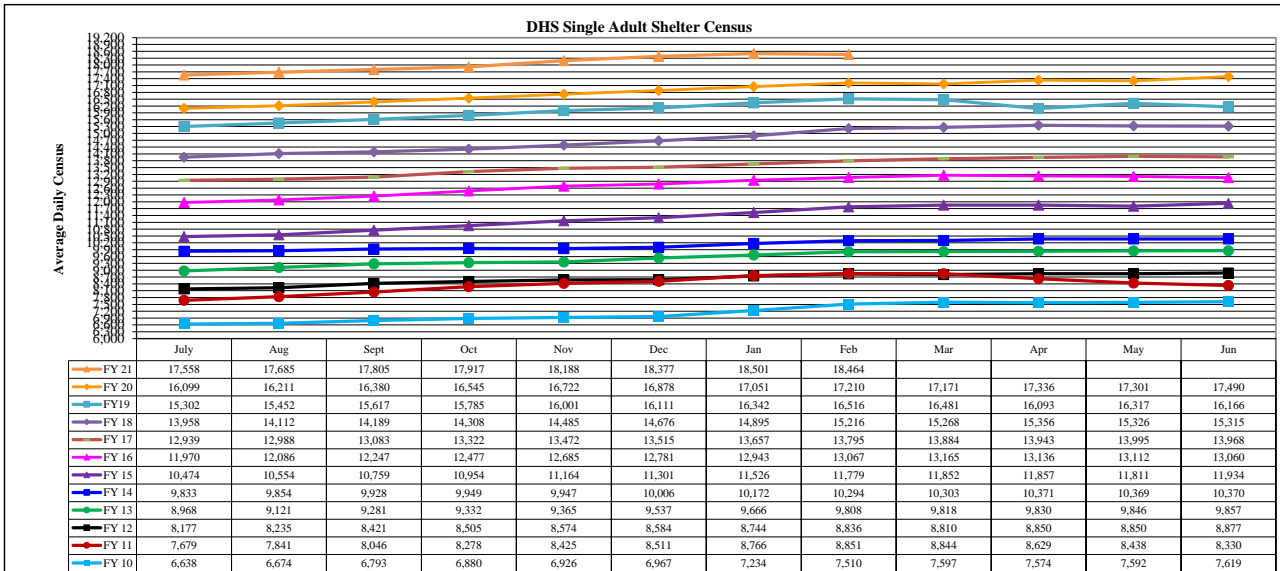
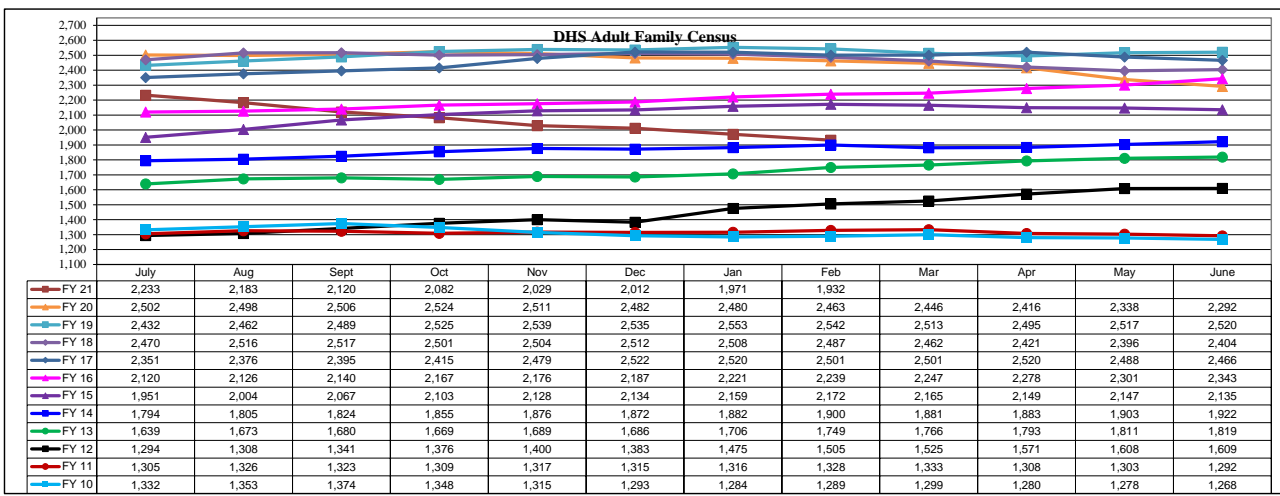
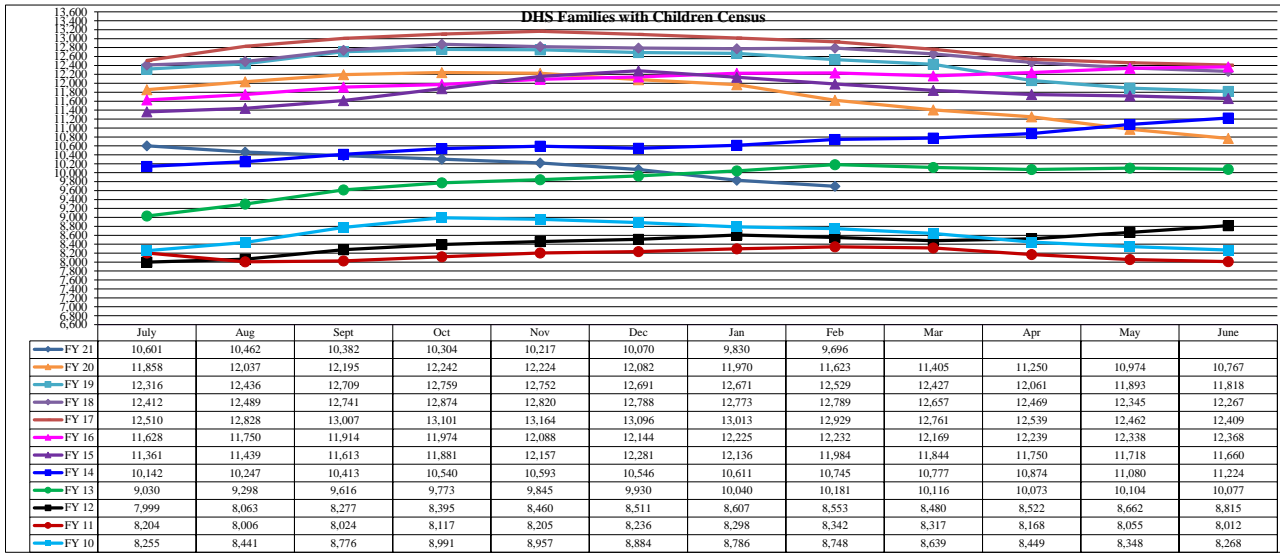
TOTAL SHELTER CENSUS	
Adults	34,810
Children	16,491
Total Individuals	51,301

SINGLE ADULTS	
Men	13,900
Women	4,509
Total Single Adults	18,409

FAMILIES WITH CHILDREN	
Families	9,440
Adults	12,454
Children	16,491
Individuals	28,945

ADULT FAMILIES CENSUS	
Families	1,869
Individuals (Adults)	3,947

x



*Due to data conversion the average monthly census for December 2011 and January 2012 for Families with Children and Adult Families is based upon data for a partial month.