

DAILY REPORT

8/12/2022

(Data from Thursday, August 11, 2022)

SINGLE ADULTS	
Drop-in Center Clients Served	453
Drop-in Center Overnight Census	125
Faith Bed Census	20
Outreach Contacts	263
Outreach Placements	13
Safe Haven Utilization	1494
Veterans In Short-term Housing	186
Criminal Justice Short-term Housing	0

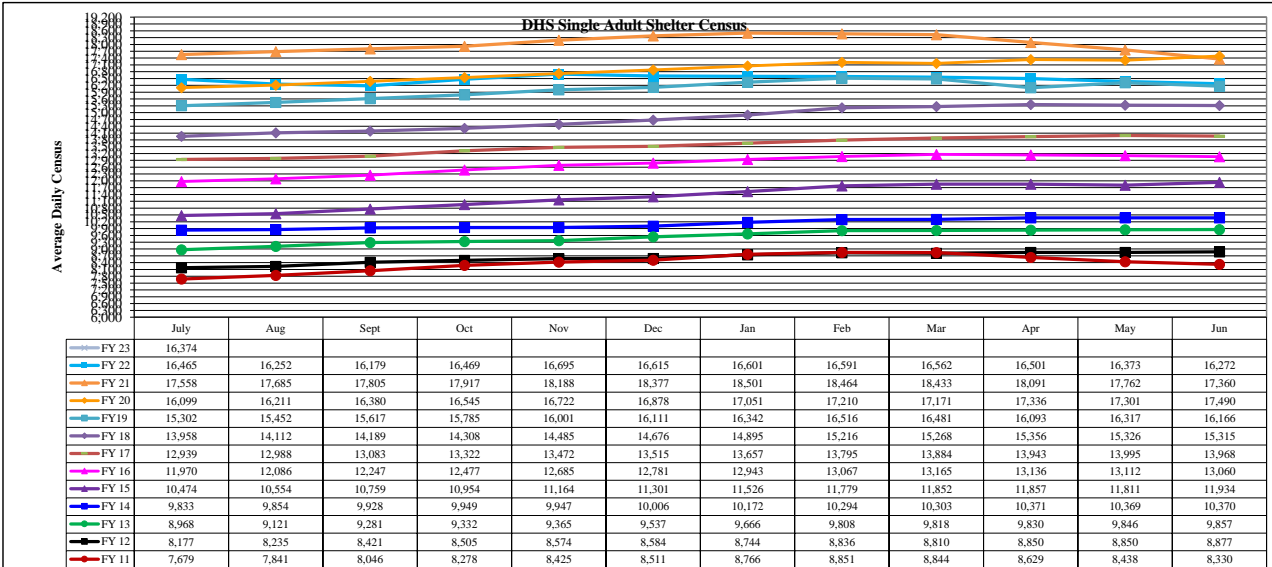
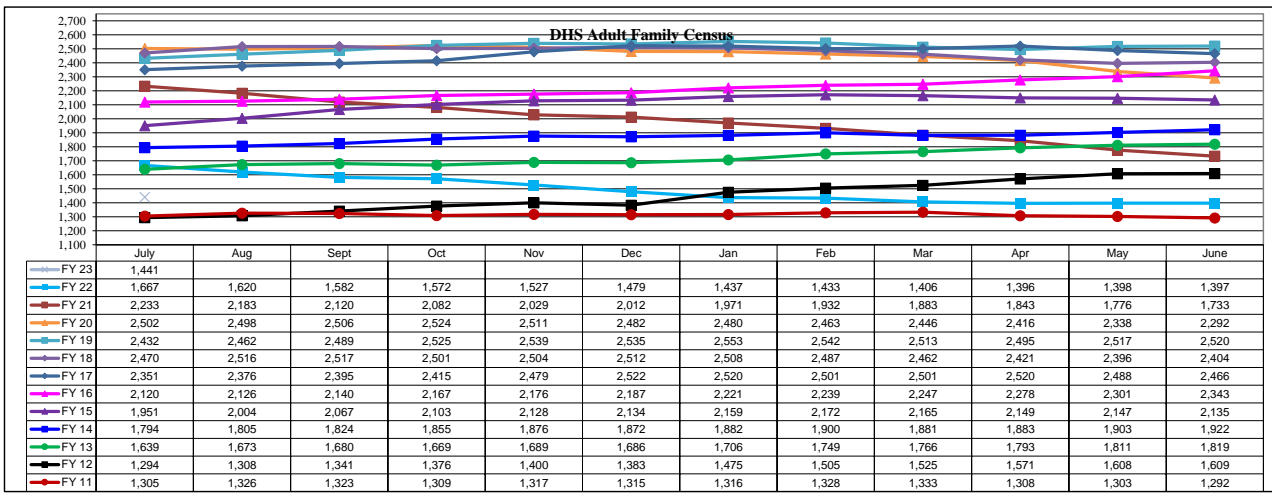
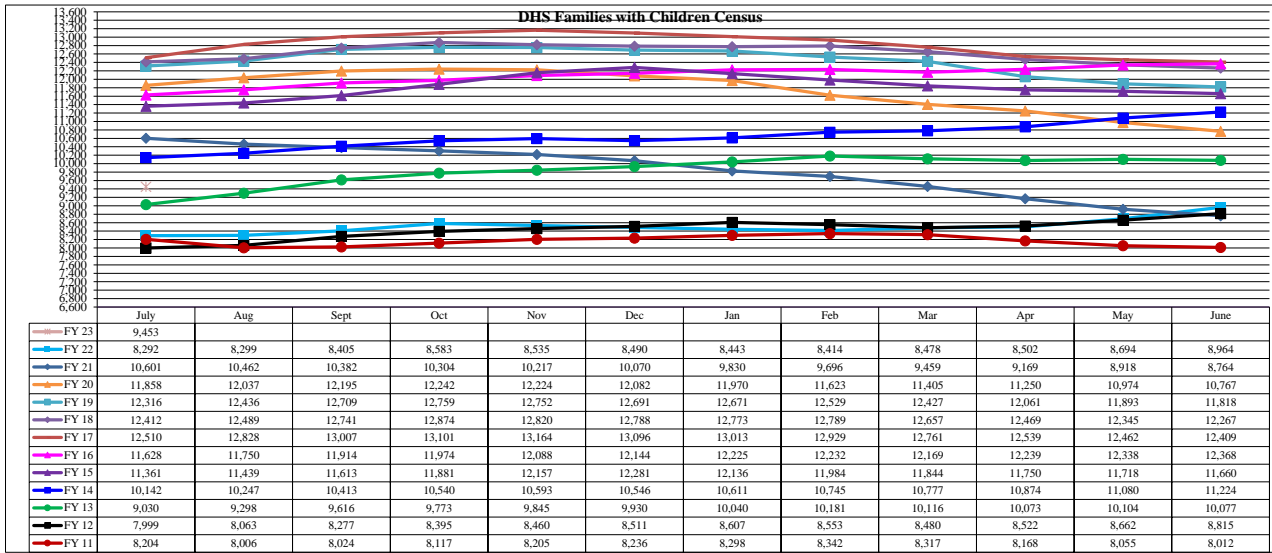
FAMILY INTAKE	
Families Requesting Temporary Housing at PATH	102
Adult Families Requesting Temporary Housing at AFIC	24
Families Placed in Overnight Accommodations	0
Families w/children at PATH Overnight (pre 10PM)	0

TOTAL SHELTER CENSUS	
Adults	33,931
Children	17,084
Total Individuals	51,015

SINGLE ADULTS	
Men	12,688
Women	4,124
Total Single Adults	16,812

FAMILIES WITH CHILDREN	
Families	10,037
Adults	13,972
Children	17,084
Individuals	31,056

ADULT FAMILIES CENSUS	
Families	1,495
Individuals (Adults)	3,147



*Due to data conversion the average monthly census for December 2011 and January 2012 for Families with Children and Adult Families is based upon data for a partial month.