

**DAILY REPORT**

6/15/2020

(Data from Sunday, June 14, 2020)

SINGLE ADULTS	
Drop-in Center Clients Served	372
Drop-in Center Overnight Census	125
Faith Bed Census	44
Outreach Contacts	276
Outreach Placements	15
Safe Haven Utilization	1107
Veterans In Short-term Housing	246
Criminal Justice Short-term Housing	131

Incomplete (4)  
Incomplete (4)  
Incomplete (4)

FAMILY INTAKE	
Families Requesting Temporary Housing at PATH	42
Adult Families Requesting Temporary Housing at AFIC	14
Families Placed in Overnight Accommodations	0
Families w/children at PATH Overnight (pre 10PM)	0

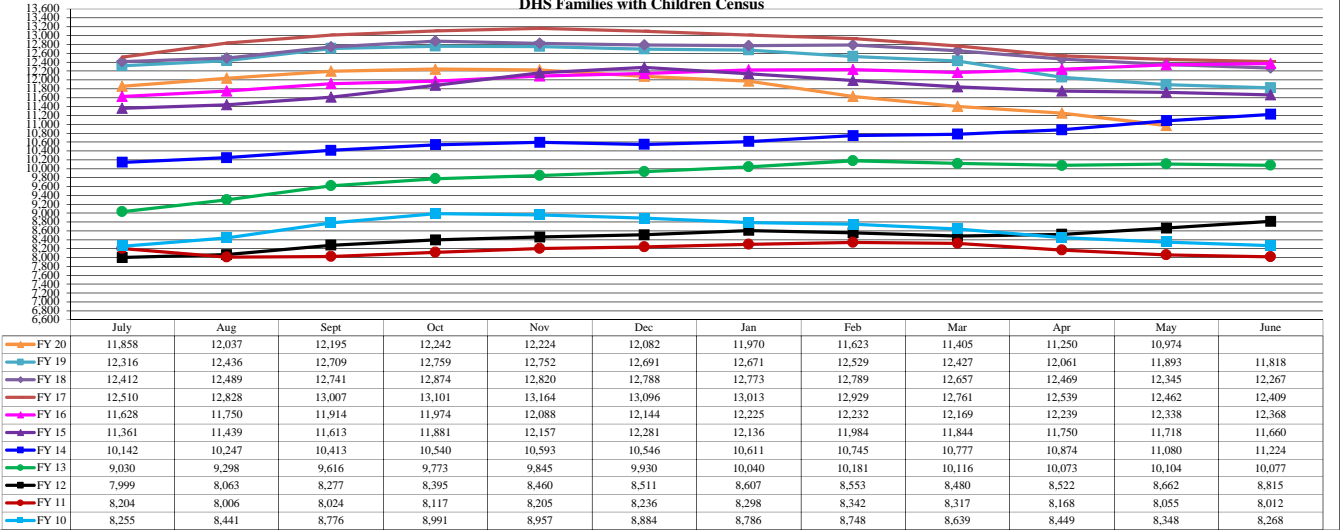
TOTAL SHELTER CENSUS	
Adults	36,794
Children	19,237
<b>Total Individuals</b>	<b>56,031</b>

SINGLE ADULT SHELTER CENSUS	
Men	12,993
Women	4,491
<b>Total Single Adults</b>	<b>17,484</b>

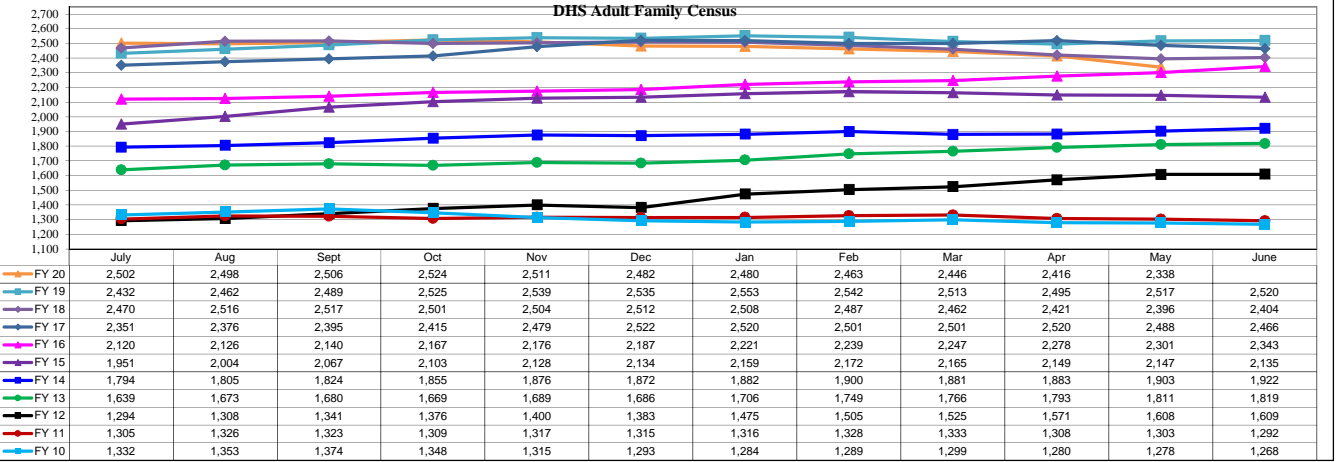
FAMILIES WITH CHILDREN CENSUS	
<b>Families</b>	10,801
Adults	14,448
Children	19,237
<b>Individuals</b>	<b>33,685</b>

ADULT FAMILIES CENSUS	
<b>Families</b>	2,303
<b>Individuals (Adults)</b>	<b>4,862</b>

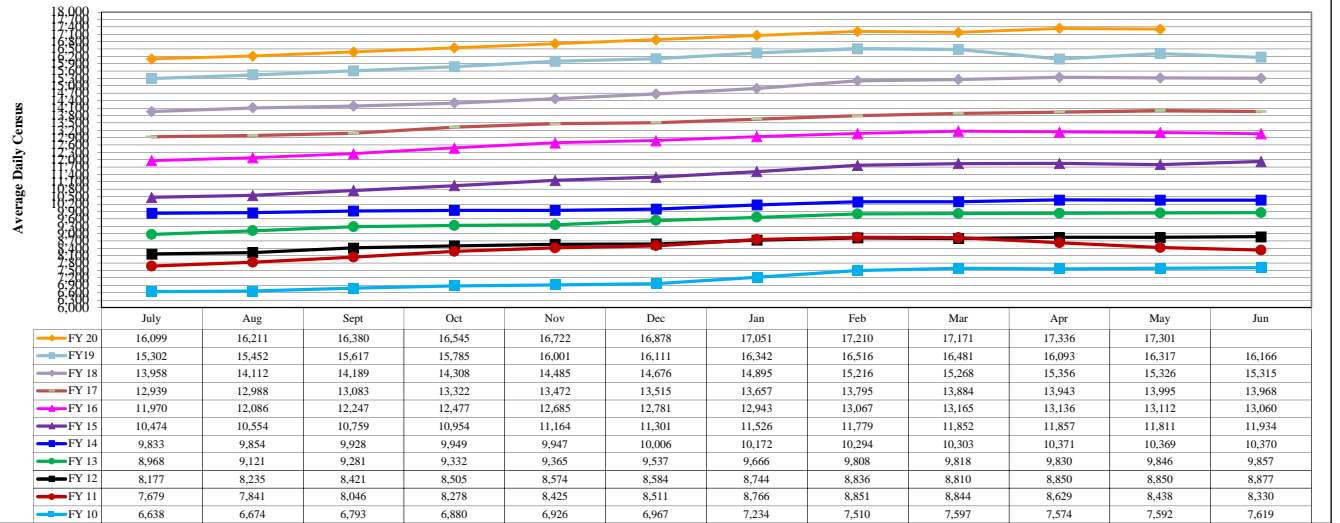
### DHS Families with Children Census



### DHS Adult Family Census



### DHS Single Adult Shelter Census



\*Due to data conversion the average monthly census for December 2011 and January 2012 for Families with Children and Adult Families is based upon data for a partial mon